

HAMPTON UNIVERSITY WOMEN'S BASKETBALL



Record Book

HAMPTON UNIVERSITY WOMEN'S BASKETBALL

LADY PIRATES 1,000-POINT CLUB

JACKIE DOLBERRY (2,727 points)

Year	G	FGM	FGA	Pct.	FTM	FTA	Pct.	TP	AVG
1985-86	32	198	367	.540	41	58	.707	437	13.7
1986-87	32	291	614	.473	90	113	.796	742	23.1
1987-88	34	299	630	.474	114	167	.682	813	24.0
1988-89	28	255	550	.464	112	136	.824	735	26.3
Totals	126	1,043	2,161	.483	357	474	.753	2,727	21.6

MALIA TATE-DeFREITAS (2,214 points)

Year	G	FGM	FGA	Pct.	FTM	FTA	Pct.	TP	AVG
2013-14	33	200	571	.350	126	164	.768	596	18.1
2014-15	32	255	677	.377	108	140	.771	681	21.3
2015-16	31	233	631	.369	134	181	.740	662	21.4
2016-17	16	100	298	.336	55	83	.663	275	17.2
Totals	112	788	2,177	.362	423	568	.745	2,214	19.8

LaSHONDRA DIXON (1,967 points)

Year	G	FGM	FGA	Pct.	FTM	FTA	Pct.	TP	AVG
99-2000	31	154	444	.347	95	124	.766	443	14.3
2000-01	29	153	422	.363	81	115	.704	433	14.9
2001-02	30	169	530	.319	142	183	.776	527	17.6
2002-03	31	186	497	.374	135	178	.758	564	18.2
Totals	121	662	1,893	.350	453	600	.755	1,967	16.3

ANITA COOPER (1,795 points)

Year	G	FGM	FGA	Pct.	FTM	FTA	Pct.	TP	AVG
1982-83	30	134	289	.464	55	84	.655	323	10.8
1983-84	31	176	326	.539	62	92	.674	414	13.4
1984-85	26	208	377	.507	53	84	.631	469	18.0
1985-86	31	244	463	.527	101	153	.660	589	19.0
Totals	118	762	1,455	.524	271	413	.656	1,795	15.2

RACHEL BUTLER (1,534 points)

Year	G	FGM	FGA	Pct.	FTM	FTA	Pct.	TP	AVG
2004-05	27	107	308	.347	68	89	.764	340	12.6
2005-06	29	131	394	.332	115	160	.719	440	15.2
2006-07	28	95	328	.290	119	164	.726	332	11.2
2007-08	31	134	335	.400	113	161	.702	422	13.6
Totals	115	467	1,365	.342	415	574	.723	1,534	13.3

WENDY GOODWIN (1,452 points)


Year	G	FGM	FGA	Pct.	FTM	FTA	Pct.	TP	AVG
1990-91	32	135	289	.467	47	72	.653	317	9.9
1991-92	29	133	286	.465	76	134	.567	342	11.8
1992-93	29	203	381	.533	82	137	.599	488	16.8
1993-94	20	107	245	.437	91	135	.674	305	15.3
Totals	110	578	1,201	.481	296	478	.619	1,452	13.2

ANGELA FAULK (1,429 points)


Year	G	FGM	FGA	Pct.	FTM	FTA	Pct.	TP	AVG
1990-91	26	112	234	.479	31	51	.608	255	9.8
1991-92	29	124	252	.492	47	72	.653	295	10.2
1992-93	29	184	328	.561	52	82	.634	420	14.5
1993-94	28	188	351	.536	83	137	.606	459	16.4
Totals	112	608	1,165	.522	213	342	.623	1,429	12.8

JERICKA JENKINS (1,385 points)

Year	G	FGM	FGA	Pct.	FTM	FTA	Pct.	TP	AVG
2008-09	32	82	221	.371	65	77	.844	276	8.6
2009-10	32	99	309	.320	43	52	.827	306	9.6
2010-11	28	122	292	.418	103	124	.831	374	13.4
2011-12	31	135	451	.299	114	137	.832	429	13.8
Totals	123	438	1,273	.344	325	390	.833	1,385	11.3



Malia Tate-DeFreitas



Jericka Jenkins

HAMPTON UNIVERSITY WOMEN'S BASKETBALL

LADY PIRATES 1,000-POINT CLUB

NICOLE BRATHWAITE (1,373 points)

Year	G	FGM	FGA	Pct.	FTM	FTA	Pct.	TP	AVG
2000-01	29	80	164	.488	71	111	.640	231	8.0
2001-02	31	92	205	.449	98	143	.685	282	9.1
2002-03	32	128	234	.547	145	191	.759	401	12.5
2003-04	30	147	267	.551	165	225	.733	459	15.3
Totals	122	447	870	.514	479	670	.715	1,373	11.3

GWEN JORDAN (1,347 points)

Year	G	FGM	FGA	Pct.	FTM	FTA	Pct.	TP	AVG
1978-79	23	165	361	.457	65	99	.657	395	17.2
1979-80	29	154	414	.372	116	160	.725	424	14.6
1980-81	23	141	390	.362	72	103	.699	354	15.4
1981-82	26	64	166	.385	46	60	.761	174	6.7
Totals	101	524	1,331	.394	299	422	.709	1,347	13.3

THELKLA BLUE (1,326 points)

Year	G	FGM	FGA	Pct.	FTM	FTA	Pct.	TP	AVG
1990-91	32	140	270	.519	44	84	.524	325	10.2
1991-92	28	151	299	.505	46	100	.460	349	12.5
1992-93	24	127	256	.496	29	66	.439	283	11.8
1993-94	29	145	309	.469	79	120	.658	369	12.7
Totals	113	563	1,134	.496	198	370	.535	1,326	11.7

TONI GOODMAN (1,253 points)

Year	G	FGM	FGA	Pct.	FTM	FTA	Pct.	TP	AVG
1978-79	17	32	93	.354	16	37	.432	80	4.7
1979-80	29	143	388	.369	64	118	.542	350	12.1
1980-81	25	169	246	.397	53	100	.530	391	15.6
1981-82	33	181	423	.427	70	109	.642	432	13.1
Totals	104	525	1,150	.457	203	364	.558	1,253	12.0

SHEILA HILLMAN (1,249 points)

Year	G	FGM	FGA	Pct.	FTM	FTA	Pct.	TP	AVG
1982-83	30	126	338	.373	51	91	.561	303	10.1
1983-84	27	106	297	.356	69	99	.691	281	10.4
1984-85	27	109	239	.456	77	112	.688	295	10.9
1985-86	31	138	288	.479	94	146	.644	370	11.9
Totals	115	479	1,162	.412	291	448	.650	1,249	10.9

DEBBIE DePASS (1,224 points)


Year	G	FGM	FGA	Pct.	FTM	FTA	Pct.	TP	AVG
1980-81	27	102	272	.375	45	66	.682	249	9.2
1981-82	33	138	349	.395	39	62	.629	315	9.5
1982-83	30	153	325	.471	33	43	.767	339	11.3
1983-84	31	138	315	.438	45	58	.775	321	10.5
Totals	121	531	1,261	.421	162	229	.707	1,224	10.1

VENISE FRAZER (1,206 points)


Year	G	FGM	FGA	Pct.	FTM	FTA	Pct.	TP	AVG
1984-85	32	38	82	.463	26	52	.500	102	3.2
1985-86	31	68	161	.422	54	82	.658	190	6.1
1986-87	31	150	300	.500	102	134	.761	402	12.9
1987-88	33	198	384	.516	116	157	.739	512	15.5
Totals	127	454	927	.490	298	425	.701	1,206	9.5

QUANNEISHA PERRY (1,200 points)

Year	G	FGM	FGA	Pct.	FTM	FTA	Pct.	TP	AVG
2007-08	30	98	237	.414	31	68	.456	227	7.6
2008-09	24	74	161	.460	34	47	.723	182	7.6
2009-10	31	158	368	.429	81	115	.704	397	12.8
2010-11	31	162	335	.484	69	114	.605	394	12.7
Totals	116	492	1,101	.447	215	344	.625	1,200	10.3



Quanneisha Perry



HAMPTON UNIVERSITY WOMEN'S BASKETBALL

LADY PIRATES 1,000-POINT CLUB

NICOLE HAMILTON (1,158 points)									
Year	G	FGM	FGA	Pct.	FTM	FTA	Pct.	TP	AVG
2010-11	20	59	175	.337	17	32	.531	160	8.0
2011-12	26	57	144	.396	22	37	.595	161	6.2
2012-13	34	145	434	.334	76	120	.633	405	11.9
2013-14	33	145	446	.325	95	155	.613	432	13.1
Totals	113	406	1,199	.339	210	344	.610	1,158	10.2

ALYSSA BENNETT (1,154 points)									
Year	G	FGM	FGA	Pct.	FTM	FTA	Pct.	TP	AVG
2011-12	30	103	271	.380	35	53	.660	246	8.2
2012-13	32	126	332	.380	54	75	.720	323	10.1
2013-14	33	225	493	.456	130	188	.691	585	17.7
Totals	95	454	1,096	.414	219	316	.693	1,154	12.1

DANIELLE DAWSON (1,148 points)									
Year	G	FGM	FGA	Pct.	FTM	FTA	Pct.	TP	AVG
1996-97	28	141	371	.380	110	151	.728	424	15.1
1997-98	29	186	481	.387	106	154	.688	524	18.1
1998-99	28	60	191	.314	60	89	.674	200	7.1
Totals	85	387	1,043	.371	276	394	.701	1,148	13.5


SHANI BAULDRICK (1,107 points)									
Year	G	FGM	FGA	Pct.	FTM	FTA	Pct.	TP	AVG
1992-93	29	71	168	.423	47	93	.505	189	6.5
1993-94	29	104	236	.441	56	116	.483	264	9.1
1994-95	27	159	320	.497	40	77	.519	358	13.3
1995-96	27	118	276	.428	60	103	.583	296	11.0
Totals	112	452	1,000	.452	203	389	.522	1,107	9.9

JACKIE McWILLIAMS (1,090 points)									
Year	G	FGM	FGA	Pct.	FTM	FTA	Pct.	TP	AVG
1987-88	32	46	125	.368	16	25	.640	108	3.3
1988-89	29	119	260	.458	38	66	.576	276	9.5
1989-90	28	149	312	.478	52	75	.693	353	12.6
1990-91	32	154	321	.480	44	70	.629	353	11.0
Totals	121	468	1,018	.460	150	236	.636	1,090	9.0


JACQUELINE WYCHE (1,090 points)									
Year	G	FGM	FGA	Pct.	FTM	FTA	Pct.	TP	AVG
1984-85	31	45	122	.369	26	51	.510	116	3.7
1985-86	30	93	212	.439	44	55	.800	230	7.3
1986-87	32	134	302	.443	72	102	.705	340	10.6
1987-88	33	153	342	.447	98	131	.748	404	12.2
Totals	126	425	978	.435	240	339	.708	1,090	8.7

LINENI NOA (1,070 points)									
Year	G	FGM	FGA	Pct.	FTM	FTA	Pct.	TP	AVG
1998-99	28	78	214	.364	70	115	.609	233	8.3
99-2000	25	83	238	.349	41	71	.577	220	8.8
2000-01	28	103	276	.373	60	82	.732	301	10.8
2001-02	23	114	322	.354	72	93	.774	316	13.7
Totals	104	378	1,050	.360	243	361	.673	1,070	10.3

ROBIN MILLER (1,048 points)									
Year	G	FGM	FGA	Pct.	FTM	FTA	Pct.	TP	AVG
1982-83	28	55	119	.462	28	47	.596	138	4.9
1983-84	30	99	208	.476	76	103	.737	274	9.1
1984-85	30	100	194	.515	77	107	.720	282	9.4
1985-86	28	119	231	.515	116	152	.763	354	12.8
Totals	116	373	752	.496	297	409	.726	1,048	9.0



Alyssa Bennett



Nicole Hamilton

HAMPTON UNIVERSITY WOMEN'S BASKETBALL


LADY PIRATES 1,000-POINT CLUB

CHOICETTA McMILLIAN (1,035 points)


Year	G	FGM	FGA	Pct.	FTM	FTA	Pct.	TP	AVG
2008-09	20	21	86	.244	11	15	.733	61	3.1
2009-10	31	61	180	.339	26	37	.703	193	6.2
2010-11	32	118	331	.353	58	79	.734	371	11.6
2011-12	31	132	351	.376	59	73	.808	410	13.2
Totals	114	332	948	.350	154	204	.755	1,035	9.1

FELECIA BRYANT (1,000 points)

Year	G	FGM	FGA	Pct.	FTM	FTA	Pct.	TP	AVG
1997-98	29	128	328	.390	93	168	.554	349	12.0
1998-99	28	123	298	.413	73	126	.579	319	11.4
99-2000	31	127	291	.436	78	122	.639	332	10.7
Totals	88	378	917	.412	244	416	.587	1,000	11.4
Totals	112	452	1,000	.452	203	389	.522	1,107	9.9



Choicetta McMillian

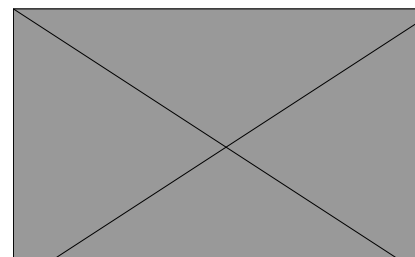


HAMPTON UNIVERSITY WOMEN'S BASKETBALL

HEAD COACHING RECORDS

Year	Coach	OVERALL			CONFERENCE			Postseason
		W	L	Pct.	W	L	Pct.	
1975-76	Alberta Gatling	2	10	.167	1	9	.100	NONE
1976-77	Alberta Gatling	7	10	.412	4	9	.308	NONE
1977-78	Alberta Gatling	19	13	.594	7	7	.500	NONE
1978-79	Alberta Gatling	15	11	.577	7	7	.500	NONE
1979-80	Alberta Gatling	12	18	.400	5	7	.417	NONE
1980-81	Marilyn Sinclair	9	19	.321	2	11	.154	NONE
1981-82	James Sweat	21	12	.636	7	5	.583	NONE
1982-83	James Sweat	19	12	.613	10	6	.625	NONE
1983-84	James Sweat	24	7	.774	12	4	.750	NONE
1984-85	James Sweat	30	4	.882	15	1	.934	CIAA Champions NCAA Semifinals
1985-86	James Sweat	26	6	.813	17	2	.895	NCAA Quarterfinals
1986-87	James Sweat	30	2	.938	19	0	1.000	CIAA Champions NCAA Regional Champs
1987-88	James Sweat	33	1	.971	19	0	1.000	NCAA Champions
1988-89	Tiny L. Laster Jr.	21	9	.700	16	3	.842	NCAA 1st Round
1989-90	Tiny L. Laster Jr.	12	16	.429	7	12	.368	NONE
1990-91	Tiny L. Laster Jr.	25	6	.806	15	4	.789	NCAA 1st Round
1991-92	Tiny L. Laster Jr.	19	10	.655	13	6	.684	NONE
1992-93	Tiny L. Laster Jr.	20	9	.690	16	3	.842	NONE
1993-94	Tiny L. Laster Jr.	21	9	.700	14	5	.737	CIAA Champions NCAA Play-In Game
1994-95	Tiny L. Laster Jr.	10	18	.357	6	13	.316	NONE
1995-96	Fred Applin	10	17	.370	-	-	-	No Affiliation
1996-97	Fred Applin/ Carolyn Guyton	10	18	.357	5	13	.278	NONE
1997-98	Patricia Bibbs	22	7	.759	16	2	.889	NONE
1998-99	Patricia Bibbs	18	10	.643	14	4	.778	NONE
1999-00	Patricia Bibbs	16	15	.516	11	7	.611	MEAC Champions NCAA 1st Round
2000-01	Patricia Bibbs	14	15	.483	11	7	.611	NONE
2001-02	Patricia Bibbs	17	14	.548	12	6	.667	NONE
2002-03	Patricia Bibbs	23	9	.719	17	1	.944	MEAC Champions NCAA 1st Round
2003-04	Patricia Bibbs	17	13	.567	14	4	.778	MEAC Champions NCAA 1st Round
2004-05	Walter Mebane	14	13	.519	14	4	.742	NONE
2005-06	Walter Mebane	7	22	.214	6	12	.333	NONE
2006-07	Walter Mebane	15	13	.536	11	7	.611	NONE
2007-08	Walter Mebane	18	13	.581	10	6	.625	NONE
2008-09	Walter Mebane	16	16	.500	9	7	.562	NONE
2009-10	David Six	20	12	.625	12	4	.750	MEAC Champions NCAA 1st Round
2010-11	David Six	25	7	.781	15	1	.938	MEAC Champions NCAA 1st Round
2011-12	David Six	26	5	.839	15	1	.938	MEAC Champions NCAA 1st Round
2012-13	David Six	28	6	.824	16	0	1.000	MEAC Champions NCAA 1st Round
2013-14	David Six	28	5	.848	16	0	1.000	MEAC Champions NCAA 1st Round
2014-15	David Six	19	13	.594	14	2	.875	WNIT 2nd Round
2015-16	David Six	14	17	.452	11	5	.688	NONE
2016-17	David Six	20	13	.606	11	5	.688	MEAC Champions NCAA 1st Round
2017-18	David Six	18	14	.562	12	4	.750	NONE
2018-19	David Six	16	14	.533	12	6	.667	NONE
43 Yrs. 9 Coaches		806	503	.616	496	222	.691	

Head Coach	Overall
David Six	214-106
Walter Mebane	70-77
Patricia Cage-Bibbs	127-83
Fred Applin	16-27
Tiny L. Laster Jr.	128-77
James Sweat	183-44
Marilyn Sinclair	9-19
Alberta Gatling	55-62
Carolyn Guyton	4-8



MEAC Regular Season Champions: 1998-99 | 2002-03 | 2003-04 | 2010-11 | 2011-12 | 2012-13 | 2013-14 | 2014-15
MEAC Tournament Champions: 2000 | 2003 | 2004 | 2010 | 2011 | 2012 | 2013 | 2014 | 2017

HAMPTON UNIVERSITY WOMEN'S BASKETBALL

CAREER RECORDS

Most Games Played

127	Venise Frazer	1984-88
126	Jacqueline Wyche	1984-88
126	Jackie Dolberry	1985-89
123	Anita Dixon	1981-85
123	Karen Drewry	1983-85, 86-88
123	Jericka Jenkins	2008-12
122	Nicole Brathwaite	2000-04
122	Laura Lewis	2007-11
121	Debbie DePass	1980-84
121	Jackie McWilliams	1988-91
121	LaShondra Dixon	1999-2003

Most Assists (and Avg.)

740 (6.4)	Sheila Hillman	1982-86
620 (5.0)	Jericka Jenkins	2008-12
449 (3.6)	Jackie Dolberry	1985-89
418 (3.5)	Jackie McWilliams	1987-91
364 (3.2)	Nicole Hamilton	2010-14
363 (3.0)	LaShondra Dixon	1999-2003
359 (2.9)	Karen Drewry	1983-85, 86-88
330 (2.9)	Thelkla Blue	1990-94
288 (3.5)	Candice Tillman	1988-91
256 (2.5)	Lineni Noa	1998-2002
246 (2.3)	Kenia Cole	2011-15

Most Steals (and Avg.)

418 (3.5)	Jackie McWilliams	1987-91
329 (2.9)	Sheila Hillman	1982-86
289 (3.3)	Felicia Bryant	1997-2000
277 (2.3)	LaShondra Dixon	1999-2003
266 (4.0)	Paula McDole	1986-88
260 (2.5)	Lineni Noa	1998-2002
256 (2.3)	M. Tate-DeFreitas	2013-17
241 (2.0)	Karen Drewry	1983-85, 86-88
234 (1.9)	Jericka Jenkins	2008-12
228 (1.9)	Rachel Butler	2004-08

Most Points

2,717	Jackie Dolberry	1985-89
2,214	M. Tate-DeFreitas	2013-17
1,967	LaShondra Dixon	1999-2003
1,795	Anita Cooper	1982-86
1,534	Rachel Butler	2004-08
1,452	Wendy Goodwin	1990-94
1,429	Angela Faulk	1990-94
1,385	Jericka Jenkins	2008-12
1,373	Nicole Brathwaite	2000-04
1,347	Gwen Jordan	1978-82

Highest Scoring Avg.

21.6 ppg	Jackie Dolberry	1985-89
19.8 ppg	M. Tate-DeFreitas	2013-17
17.1 ppg	Darlene Chaney	1983-85
16.3 ppg	LaShondra Dixon	1999-2003
15.2 ppg	Anita Cooper	1982-86
13.6 ppg	Nisha Wilson	1996-98
13.5 ppg	Danielle Dawson	1996-99
13.3 ppg	Gwen Jordan	1978-82
13.3 ppg	Rachel Butler	2004-08
13.2 ppg	Toni Goodman	1978-82

Most Blocked Shots (and Avg.)

149 (1.3)	Nicole Hamilton	2010-14
137 (1.1)	Jackie Dolberry	1985-89
136 (1.5)	Kaylah Lupoe	2014-present
120 (1.1)	Angela Faulk	1990-94
113 (2.1)	Tiffani Williams	2003-05
112 (2.3)	Darlene Chaney	1983-85
87 (0.7)	Nicole Brathwaite	2000-04
86 (0.9)	Alyssa Bennett	2011-14
78 (0.7)	Thelkla Blue	1990-94
68 (0.7)	Wendy Goodwin	1990-94
62 (0.6)	Shani Bauldrick	1992-96
62 (0.5)	Quanneisha Perry	2007-11

Most Rebounds

1,608	Toni Goodman	1978-82
1,252	Jackie Dolberry	1985-89
1,124	Venise Frazer	1984-88
937	Quanneisha Perry	2007-11
902	Angela Faulk	1990-94
900	Deryle Pridgeon	1978-79, 80-83
885	Anita Cooper	1982-86
854	Nicole Brathwaite	2000-04
846	Wendy Goodwin	1990-94
811	Valerie White	1977-78, 79-80

Most FG Made

1,043	Jackie Dolberry	1985-89
788	M. Tate-DeFreitas	2013-17
762	Anita Cooper	1982-86
662	LaShondra Dixon	1999-2003
608	Angela Faulk	1990-94
578	Wendy Goodwin	1990-94
563	Thelkla Blue	1990-94
531	Debbie DePass	1980-84
525	Toni Goodman	1978-82
524	Gwen Jordan	1978-82

Most FG Attempted

2,177	M. Tate-DeFreitas	2013-17
2,161	Jackie Dolberry	1985-89
1,893	LaShondra Dixon	1999-2003
1,455	Anita Cooper	1982-86
1,331	Gwen Jordan	1978-82
1,273	Jericka Jenkins	2008-12
1,261	Debbie DePass	1980-84
1,201	Wendy Goodwin	1990-94
1,199	Nicole Hamilton	2010-14
1,165	Angela Faulk	1990-94

Best FG Percentage*

.524	Anita Cooper	1982-86
.522	Angela Faulk	1990-94
.514	Nicole Brathwaite	2000-04
.497	Carla Debro	1983-87
.496	Thelkla Blue	1990-94
.496	Robin Miller	1982-86
.494	Darlene Chaney	1983-85
.490	Venise Frazer	1984-88
.483	Jackie Dolberry	1985-89
.481	Wendy Goodwin	1990-94

*Minimum of 250 FG made

Most FT Made

479	Nicole Brathwaite	2000-04
453	LaShondra Dixon	1999-2003
423	M. Tate-DeFreitas	2013-17
415	Rachel Butler	2004-08
357	Jackie Dolberry	1985-89
325	Jericka Jenkins	2008-12
299	Gwen Jordan	1978-82
298	Venise Frazer	1984-88
297	Robin Miller	1982-86
296	Wendy Goodwin	1990-94


Most FT Attempted

670	Nicole Brathwaite	2000-04
600	LaShondra Dixon	1999-2003
574	Rachel Butler	2004-08
568	M. Tate-DeFreitas	2013-17
478	Wendy Goodwin	1990-94
474	Jackie Dolberry	1985-89
448	Sheila Hillman	1982-86
442	Anita Dixon	1982-85
428	Ashley Bates	2016-pres.
425	Venise Frazer	1984-88

Best FT Percentage*

.833	Jericka Jenkins	2008-12
.755	LaShondra Dixon	1999-2003
.755	Choicetta McMillian	2008-12
.753	Jackie Dolberry	1985-89
.750	Melanie Warner	2008-12
.745	M. Tate-DeFreitas	2013-17
.726	Robin Miller	1982-86
.725	Karen Drewry	1983-85, 86-88
.723	Rachel Butler	2004-08
.723	Keiara Avant	2009-13
.715	Nicole Brathwaite	2000-04
.709	Gwen Jordan	1978-82

*Minimum of 125 FT made



HAMPTON UNIVERSITY WOMEN'S BASKETBALL

CAREER RECORDS/IND. SEASON RECORDS

Most 3-PT Made

274	Jackie Dolberry	1985-89
217	Choicetta McMillian	2008-12
215	M. Tate-DeFreitas	2013-17
190	LaShondra Dixon	1999-2003
185	Rachel Butler	2004-08
184	Jericka Jenkins	2008-12
157	M. Finney-Smith	2016-18
151	Bridgit Phillips	1998-2001
136	Nicole Hamilton	2010-14
119	Kenia Cole	2011-15

Most 3-PT Attempted

739	Jackie Dolberry	1985-89
713	M. Tate-DeFreitas	2013-17
622	Rachel Butler	2004-08
617	Choicetta McMillian	2008-12
599	LaShondra Dixon	1999-2003
564	Jericka Jenkins	2008-12
531	M. Finney-Smith	2016-18
516	Nicole Hamilton	2010-14
478	Bridgit Phillips	1998-2001
416	Kenia Cole	2011-15

Best 3-PT Percentage*

.436	Kyani White	2014-15
.371	Jackie Dolberry	1985-89
.352	Choicetta McMillian	2008-12
.344	Tori Strawter	1992-94
.341	Melanie Warner	2008-12
.335	Tonia Glymph	1989-93
.330	Alexis Chaffer	1993-97
.326	Jericka Jenkins	2008-12
.326	Olivia Allen	2011-13
.322	Marcia Thomas	1990-92

*Minimum of 25 3-PT made

Most Rebounds

514	Toni Goodman	1979-80
507	Toni Goodman	1981-82
457	Toni Goodman	1980-81
445	Valerie White	1979-80
436	Darlene Chaney	1984-85

Best Rebounding Average

18.3	Toni Goodman	1980-81
17.7	Toni Goodman	1979-80
15.4	Toni Goodman	1981-82
14.8	Valerie White	1979-80
13.1	Valerie White	1977-78

Most Assists

232	Sheila Hillman	1985-86
221	Jericka Jenkins	2011-12
201	Jericka Jenkins	2010-11
197	Juanita Gordon	1992-93
189	Sheila Hillman	1983-84

Most Steals

149	Karen Drewry	1987-88
141	Paula McDole	1987-88
133	Jackie McWilliams	1990-91
125	Paula McDole	1986-87
106	Jackie McWilliams	1989-90

Most Turnovers

162	Juanita Gordon	1992-93
161	Sharema Dean	2003-04
153	Sheila Hillman	1985-86
150	Danielle Dawson	1997-98
149	Danielle Dawson	1996-97

Most FG Made

299	Jackie Dolberry	1987-88
298	Darlene Chaney	1984-85
291	Jackie Dolberry	1986-87
255	M. Tate-DeFreitas	2014-15
	Jackie Dolberry	1988-89

Most FG Attempted

677	M. Tate-DeFreitas	2014-15
631	M. Tate-DeFreitas	2015-16
630	Jackie Dolberry	1987-88
614	Jackie Dolberry	1986-87
592	Sonya Hannah	1977-78

Best FG Percentage*

.561	Angela Faulk	1992-93
.551	Nicole Brathwaite	2003-04
.547	Nicole Brathwaite	2002-03
.540	Jackie Dolberry	1985-86
.539	Anita Cooper	1983-84

*Minimum of 75 FG made

Most FT Made

176	Nisha Wilson	1997-98
165	Nicole Brathwaite	2003-04
159	Keiara Avant	2012-13
145	Nicole Brathwaite	2002-03
142	LaShondra Dixon	2001-02

Most FT Attempted

267	Nisha Wilson	1997-98
225	Nicole Brathwaite	2003-04
212	Keiara Avant	2012-13
201	Bianca Johnson	2002-03
191	Nicole Brathwaite	2002-03

Best FT Percentage*

.844	Jericka Jenkins	2008-09
.832	Jericka Jenkins	2011-12
.831	Jericka Jenkins	2010-11
.827	Jericka Jenkins	2009-10
.824	Jackie Dolberry	1988-89

*Minimum of 35 FT made

Most 3-PT FG Made

113	Jackie Dolberry	1988-89
91	Jackie Dolberry	1987-88
89	M. Finney-Smith	2017-18
87	Choicetta McMillian	2011-12
87	Bridgit Phillips	1998-99

Most 3-PT FG Attempted

292	M. Finney-Smith	2017-18
278	Jackie Dolberry	1987-88
270	Bridgit Phillips	1998-99
265	Jackie Dolberry	1988-89
242	Choicetta McMillian	2011-12

Best 3-PT FG Percentage*

.436	Kyani White	2014-15
.426	Jackie Dolberry	1988-89
.406	Melanie Warner	2011-12
.393	Lynetta Sullivan	2002-03
.388	Bridgit Phillips	2000-01

*Minimum of 10 3-PT FG made

INDIVIDUAL SEASON RECORDS

Most Points


803	Jackie Dolberry	1987-88
742	Jackie Dolberry	1986-87
735	Jackie Dolberry	1988-89
681	M. Tate-DeFreitas	2014-15
665	Darlene Chaney	1984-85

Best Scoring Average

26.3	Jackie Dolberry	1988-89
23.6	Jackie Dolberry	1987-88
23.1	Jackie Dolberry	1986-87
21.4	M. Tate-DeFreitas	2015-16
21.3	M. Tate-DeFreitas	2014-15

Most Blocked Shots

83	Darlene Chaney	1984-85
76	Tiffani Williams	2004-05
73	Nicole Hamilton	2013-14
66	Kaylah Lupoe	2016-17
58	Nakia Jones	1998-99



HAMPTON UNIVERSITY WOMEN'S BASKETBALL

TEAM SEASON RECORDS

ALL-AMERICANS

2015-16	Malia Tate-DeFreitas BoxToRow First Team
2010-11	Jericka Jenkins Associated Press Honorable Mention
BCSIDA First Team	Felicia Bryant
2001-02	LaShondra Dixon BCSIDA First Team
1984-85	Darlene Chaney NAWS First Team
1984-85	NAWS Regional Player of the Year
1984-85	BCSIDA First Team
1984-85	BCSIDA Player of the Year
1984-85	Anita Cooper NAWS Third Team
1985-86	NAWS Third Team
1985-86	BCSIDA First Team
1985-86	Kodak First Team
1985-86	Kodak All-District III
1985-86	AWSF Second Team
1985-86	AWSF Regional Player of the Year
1985-86	Jackie Dolberry AWSF Freshman Team
1985-86	BCSIDA Freshman Team
1986-87	Kodak First Team
1986-87	BCSIDA Player of the Year
1987-88	BCSIDA First Team
1986-87	Venise Frazer AWSF First Team BCSIDA First Team
1981-82	Toni Goodman NAWS Second Team
1982-83	Sheila Hillman NAWS Freshman First Team
1983-84	NAWS Second Team
1983-84	AWSF Third Team
1985-86	AWSF Fourth Team
1978-79	Gwen Jordan NAWS Third Team Honorable Mention
	Jackie McWilliams BCSIDA First Team

Most Wins

33	(33-1)	1987-88
30	(30-2)	1986-87
	(30-4)	1984-85
28	(28-5)	2013-14
	(28-6)	2012-13
26	(26-5)	2011-12
	(26-6)	1990-91
	(26-6)	1985-86

Longest Winning Streak

30 games	1986-87
28 games	1987-88
19 games	2012-13
18 games	2013-14
15 games	1997-98

Highest Winning Percentage

.971	(33-1)	1987-88
.938	(30-2)	1986-87
.882	(30-4)	1984-85
.848	(28-5)	2013-14
.839	(26-5)	2011-12

Most Games Played

34	(28-6)	2012-13
	(33-1)	1987-88
	(30-4)	1984-85
33	(20-13)	2016-17
	(28-5)	2013-14
	(21-12)	1981-82
32	(19-13)	2014-15
	(25-7)	2010-11
	(20-12)	2009-10
	(16-16)	2008-09
	(23-9)	2002-03
	(26-6)	1990-91
	(30-2)	1986-87
	(26-6)	1985-86
	(19-13)	1977-78

Most Points

3,361	34 games	1987-88
3,025	34 games	1984-85
2,916	32 games	1986-87
2,833	32 games	1985-86
2,501	32 games	1990-91

Highest Scoring Average

98.9	34 games	1987-88
91.1	32 games	1986-87
89.0	34 games	1984-85
88.5	32 games	1985-86
80.5	31 games	1983-84

Highest Scoring Margin

+33.8	(98.9-65.1)	34 games	1987-88
+25.8	(91.1-65.3)	32 games	1986-87
+18.9	(89.0-70.1)	34 games	1984-85
+18.6	(88.5-69.9)	32 games	1985-86
+17.6	(65.2-47.6)	31 games	2011-12

Lowest Opponent Scoring Average

47.8	34 games	2012-13
47.8	31 games	2011-12
51.8	32 games	2010-11
54.8	32 games	2009-10
57.1	33 games	2013-14

Lowest FG % Defense

32.0%	34 games	2012-13
33.1%	31 games	2011-12
33.4%	33 games	2013-14
34.0%	30 games	1979-80
34.4%	32 games	1990-91

Most Field Goals Made

1,324	34 games	1987-88
1,188	34 games	1984-85
1,135	32 games	1985-86
1,127	32 games	1986-87
1,038	32 games	1990-91

Highest FG %

48.6%	32 games	1985-86
47.9%	34 games	1984-85
46.6%	32 games	1986-87
46.2%	29 games	1992-93
45.9%	34 games	1987-88

Most 3-Point FGs Made

200	31 games	(200-612)	2011-12
194	33 games	(194-655)	
176	32 games	(176-535)	2010-11
169	32 games	(169-598)	2014-15
159	32 games	(159-523)	2009-10

Highest 3-Point FG %

40.1%	30 games	1988-89
35.3%	32 games	1986-87
34.3%	29 games	1991-92
32.9%	32 games	2010-11
32.7%	31 games	2011-12

Most Free Throws Made

637	32 games	2002-03
613	34 games	1987-88
584	31 games	2001-02
582	32 games	1986-87
563	32 games	1985-86

Highest Free Throw %

73.1%	31 games	(405-554)	2011-12
71.4%	32 games	(420-588)	2009-10
70.6%	32 games	(582-824)	1986-87
68.9%	31 games	(584-848)	2001-02
68.8%	32 games	(458-666)	2010-11

Most Rebounds

1,938	32 games	1977-78
1,819	33 games	1981-82
1,783	34 games	1984-85
1,770	30 games	1979-80
1,721	34 games	1987-88

BCSIDA – Black College Sports Information
Directors of America

AWSF – American Women's Sports Federation

NAWS – Nat'l Association for Women's Sports

HAMPTON UNIVERSITY WOMEN'S BASKETBALL

TEAM SEASON RECORDS/TEAM GAME RECORDS

Highest Rebound Average

60.6	32 games	1977-78
59.0	30 games	1979-80
55.1	33 games	1981-82
53.0	32 games	1990-91
52.7	26 games	1978-79

Highest Rebound Margin

+14.5	32 games	1977-78
+12.9	34 games	1984-85
+12.6	30 games	1979-80
+12.4	34 games	1987-88
+11.8	32 games	1990-91

Most Team Assists

642	34 games	1984-85
637	34 games	1987-88
635	31 games	1983-84
620	32 games	1990-91
598	32 games	1985-86

Most Team Blocks

156	34 games	2012-13
152	33 games	2013-14
143	32 games	1990-91
143	30 games	2018-19
131	33 games	2016-17

Most Team Steals

859	34 games	1987-88
581	32 games	1986-87
577	32 games	1990-91
562	34 games	1984-85
489	30 games	1988-89

TEAM GAME RECORDS

Most Points

142	vs. Fayette. State	Nov. 24, 1997
141	vs. Liberty	Dec. 1, 1997
140	vs. Eliz. City State	Jan. 20, 1988
125	vs. Eliz. City State	Jan. 14, 1988
123	vs. Fayette. State	Dec. 9, 1985
	vs. Longwood	Jan. 28, 1988
	vs. N.C. Central	Feb. 1, 1988

Fewest Points

30	at Eliz. City State	Feb. 7, 1976
31	at WSSU	Feb. 7, 1978
	at Duke	March 18, 2017
34	vs. South Carolina	Nov. 22, 2012
	vs. Duke	Nov. 28, 2002
36	vs. Drexel	Dec. 5, 2015
	at Northwestern	Nov. 16, 2014
	at Delaware State	Feb. 9, 2008
37	vs. Duke	March 20, 2010
	vs. Coppin State	Jan. 13, 2003
	vs. Shaw	Dec. 10, 1994

Most Rebounds

85	at WSSU	Dec. 6, 1979
82	vs. St. Paul's	Feb. 12, 1983
81	vs. Southeastern	Jan. 7, 1982
78	vs. J.C. Smith	Nov. 27, 1987
76	at Eliz. City State	Jan. 14, 1988

Fewest Rebounds

19	at South Carolina	Dec. 16, 2015
20	at TCU	Dec. 20, 2017
21	vs. South Carolina	Dec. 17, 2014
22	at VCU	Feb. 20, 1992
22	at Elon	Nov. 17, 2017

Most Turnovers

49	vs. Norfolk State	Feb. 2, 1993
49	vs. Univ. of DC	Jan. 7, 1989
48	at Eliz. City State	Jan. 11, 1979
48	at Tuskegee	Nov. 18, 1989
47	at Howard	Feb. 6, 2006

Fewest Turnovers

2	at Delaware State	Dec. 10, 1983
5	3, last at DSU	Feb. 6, 2012
6	3, last vs. Stanford	March 17, 2012
7	7, last vs. SCSU	Jan. 26, 2015
8	9, last at Norfolk St.	March 1, 2018

Most Assists

40	at N.C. A&T	Jan. 30, 1997
34	vs. Shaw	Nov. 29, 1991
33	4, last vs. Bennett	Jan. 28, 1991
31	at Bowie State	Jan. 8, 1984
30	vs. Delaware State	Jan. 16, 1986
	at Eliz. City State	Feb. 7, 1986

Fewest Assists

1	at Florida	Dec. 30, 1997
	vs. Duke	Nov. 28, 2002
2	7, last at Florida	Nov. 22, 2011

3	13, last at N'west	Nov. 16, 2014
4	23, last at WVU	March 24, 2015
5	40, last at Radford	Mar. 6, 2019

Most Fouls

37	at Virginia State	Jan. 9, 1978
	vs. Fayette. State	Nov. 22, 1993
36	at Fort Valley State	Dec. 4, 1993
	vs. Assumption	Jan. 4, 1989
34	5, last vs. ECSU	Jan. 10, 1991

Fewest Fouls

5	at WSSU	Feb. 6, 2010
6	at WSSU	Feb. 7, 1978
7	vs. Morgan State	Jan. 30, 2012
8	vs Samford	Dec. 30, 2016
9	7, last vs. USC Upstate	Jan. 29, 2019

Most Blocks

12	at J.C. Smith	Nov. 19, 1982
11	2, last at Howard	Jan. 26, 2004
10	4, last vs. St.Peters	Nov. 21, 2016
9	12, last vs. Samford	Nov. 28, 2018
8	26, last vs. Winthrop	Jan. 22, 2019

Fewest Blocks

0	120, last at Cornell	Dec. 29, 2018
---	----------------------	---------------

Most Steals

39	vs. St. Paul's	Feb. 13, 1988
36	at Eliz. City State	Jan. 14, 1988
	vs. Eliz. City State	Feb. 6, 1987
35	vs. St. Augustine's	Dec. 10, 1986
34	vs. Virginia Union	Jan. 31, 1987

Fewest Steals

1	at Delaware State	Dec. 10, 1983
	at William & Mary	Feb. 21, 1990
	at James Madison	Nov. 12, 2010
	vs. Lehigh	Dec. 20, 2015
2	2, last vs. Howard	March 16, 2013

Most FG Made

58	vs. Fayette. State	Dec. 9, 1985
57	vs. Liberty	Dec. 1, 1987
53	vs. Eliz. City State	Jan. 20, 1988
52	vs. Delaware State	Dec. 7, 1987
	vs. J.C. Smith	Nov. 27, 1987

Fewest FG Made

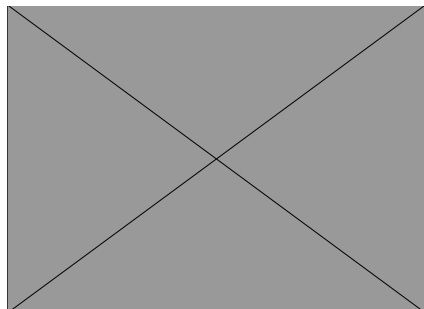
10	4, last at N'west	Nov. 16, 2014
11	8, last vs. S.C.	Nov. 22, 2012
12	5, last vs. Duke	Mar. 18, 2017
13	6, last vs. UNCC	Nov. 18, 2008
14	9, last vs. ODU	Jan. 15, 2018

Most FT Made

38	vs. Howard	Feb. 10, 2003
	at Norfolk State	Jan. 17, 1984
35	vs. Longwood	Jan. 28, 1988
34	vs. UMES	Feb. 8, 2003
33	3, last at Norfolk St.	March 8, 2003

Fewest FT Made

0	vs. Morgan State	Dec. 8, 2014
1	3, last at UNC	Dec. 31, 1998



HAMPTON UNIVERSITY WOMEN'S BASKETBALL

TEAM GAME RECORDS

2	9, last at Howard	Feb. 19, 2000
3	12, last at Gardner-Webb	Feb. 19, 2019
4	12, last vs. Radford	Jan. 10, 2019

Most 3-Pt. FG Made

14	vs. UMBC	Dec. 10, 2011
13	vs. Norfolk State	Jan. 21, 2012
12	3, last vs. Coppin	Jan. 18, 2014
11	6, last at Virginia	Nov. 21, 2017
10	7, last vs. Norfolk	Jan. 26, 2013

Fewest 3-Pt. FG Made

0	76, last at Texas	Nov. 25, 2015
---	-------------------	---------------

Most FG Attempted

124	vs. J.C. Smith	Nov. 27, 1987
110	at Radford	Dec. 8, 1981
108	vs. Delaware State	Dec. 7, 1987
106	vs. Eliz. City State	Jan. 20, 1988
101	3, last vs. Livingst.	Nov. 23, 1988

Fewest FG Attempted

35	at WSSU	Feb. 7, 1978
41	3, last at Howard	Feb. 22, 2014
42	vs. Howard	Dec. 4, 2010
	at UMES	Feb. 4, 2006
	at N.C. A&T	Jan. 14, 2002
43	vs. Howard	March 16, 2013
	vs. Delaware State	March 12, 2009
	vs. Duke	Nov. 28, 2002

Most FT Attempted

64	at Central Florida	Nov. 28, 1995
55	vs. Eliz. City State	Feb. 23, 1988
55	vs. Howard	Feb. 10, 2003
52	vs. Eliz. City State	Jan. 20, 1988
50	at Norfolk State	Jan. 17, 1984

Fewest FT Attempted

3	vs. N.C. Central	Feb. 18, 1993
4	8, last vs. Radford	Jan. 10, 2019
5	9, last at Gardner-Webb	Feb. 19, 2019
6	4, last vs. UMES	March 11, 2015
7	8, last vs. Bethune-Cookman	Jan. 29, 2018

Most 3-Pt. FG Attempted

39	Mid-Atlantic Chr.	Dec. 15, 2018
37	vs. Coppin State	Jan. 28, 2012
36	at LSU	Nov. 20, 2013
35	vs. Chicago State	Nov. 18, 2012
	vs. Norfolk State	Jan. 21, 2012

Fewest 3-Pt. FG Attempted

0	13, last at Shaw	Dec. 11, 1993
1	15, last vs. DSU	March 12, 2009

Best FG Percentage*

68.5%	vs. Bowie State	Feb. 18, 1989
68.3%	at WSSU	Dec. 14, 1985
61.1%	vs. Richmond	Feb. 29, 1980
60.8%	at N.C. Central	Jan. 5, 1992
60.6%	vs. Liberty	Dec. 1, 1987
	<i>*minimum of 50 attempts</i>	

Lowest FG Percentage*

14.1%	at Northwestern	Nov. 16, 2014
-------	-----------------	---------------

15.3%	vs. La.-Lafayette	Nov. 22, 2006
17.0%	at William & Mary	Feb. 11, 1982
17.2%	vs. Virginia State	Jan. 22, 1980
19.1%	at Buffalo	Dec. 8, 1995

**minimum of 50 attempts*

Best FT Percentage*

100%	vs. Presbyterian (21-21)	Feb. 5, 2019
100%	vs. Louisville(10-10)	Nov. 26, 2004
94.1%	at Jacksonville	Nov. 19, 2011
93.8%	vs. Howard	March 4, 2010
91.7%	at WSSU	Feb. 6, 2010
	vs. Rhode Island	Dec. 29, 2015

**minimum of 10 attempts*

Lowest FT Percentage

18.2%	at Bowie State	Feb. 20, 1988
22.2%	vs. Fayette. State	Nov. 27, 1991
25.0%	at Liberty	Nov. 25, 1996
27.3%	at WSSU	Dec. 6, 1979
29.2%	vs. Virginia Union	Feb. 11, 1978

Best 3-Pt. FG Percentage*



100%	at Norfolk State	Feb. 1, 1994
	at Livingstone	Jan. 5, 1990
85.7%	at Arkansas State	Dec. 18, 2002
83.3%	at Florida A&M	Feb. 5, 1997
80.0%	at Virginia State	Feb. 16, 1987
80.0%	at Coppin State	Jan. 11, 1997

**minimum of three attempts*

Lowest 3-Pt. FG Percentage*

0.0%	8, last at Texas	Nov. 25, 2015
5%	vs. Norfolk State	March 9, 2002
6.3%	at N.C. A&T	Jan. 16, 2016
6.3%	vs. Delaware State	Jan. 12, 2018
6.7%	at Savannah State	Dec. 3, 2012
7.1%	at Howard	Feb. 19, 2000

**minimum of six attempts*



HAMPTON UNIVERSITY WOMEN'S BASKETBALL

INDIVIDUAL GAME RECORDS

Most FG Made

18	Jackie Dolberry vs. North Carolina Central	2-16-89
17	Shani Bauldrick vs. Gardner-Webb	12-30-94
16	Malia Tate-DeFreitas at Howard	2-28-15
	Jackie Dolberry vs. Bowie State	2-18-99
15	Sheila Hillman vs. Fayetteville State	12-9-85
14	Malia Tate-DeFreitas at South Carolina State	1-26-15
	Alyssa Bennett vs. Santa Clara	11-30-13
	Keiara Avant at Morgan State	2-2-2013
	Quanneisha Perry at North Carolina A&T	1-18-2010
	Nicole Brathwaite vs. Howard	1-26-2004
	Jackie Dolberry vs. Bowie State	2-20-88
	Anita Cooper vs. District of Columbia	2-25-86

Most FG Attempted

34	Malia Tate-DeFreitas vs. Rhode Island	12-29-15
33	Jackie Dolberry vs. North Carolina Central	2-16-89
32	Malia Tate-DeFreitas at Norfolk State	1-31-15
	LaShondra Dixon vs. Howard	2-25-2002
31	Malia Tate-DeFreitas at Howard	2-8-16
	Malia Tate-DeFreitas vs. North Carolina A&T	3-11-16
30	Alyssa Bennett vs. Santa Clara	11-30-13
29	Malia Tate-DeFreitas at South Carolina State	1-26-15
28	Jackie Dolberry vs. Pittsburgh-Johnstown	1-9-88
27	Monnazjea Finney-Smith vs. San Jose State	11-25-17
	Malia Tate-DeFreitas at Northwestern	11-16-14
	Malia Tate-DeFreitas at Quinnipiac	11-18-14
	Nicole Hamilton vs. Kansas State	12-21-13
	LaShondra Dixon vs. Florida A&M	3-14-2003
	LaShondra Dixon vs. Stony Brook	12-8-2001
	Danielle Dawson vs. Howard	3-7-98
	Danielle Dawson vs. Florida	12-30-97
	Jackie Dolberry vs. Elizabeth City State	1-14-88
	Jackie Dolberry vs. William & Mary	1-15-87

Most 3-PT FG Made (min. 7 made)

10	Rachel Butler vs. Brown	12-3-2005
	Jackie Dolberry vs. North Carolina Central	2-16-89
9	Jackie Dolberry vs. Elizabeth City State	1-26-89
8	Choicetta McMillian vs. Norfolk State	2-11-2012
	Jericka Jenkins vs. Bethune-Cookman	1-23-2010
	Bridgit Phillips vs. Norfolk State	2-27-99
	Jackie Dolberry vs. Winston-Salem State	2-4-89
7	Monnazjea Finney-Smith at North Carolina	11-10-17
	Malia Tate-DeFreitas vs. Norfolk State	2-15-14
	LaShondra Dixon vs. Morgan State	2-10-2001
	Bridgit Phillips vs. Maryland-Eastern Shore	2-18-99
	Bridgit Phillips vs. Florida A&M	1-18-99
	Marcia Thomas vs. Elizabeth City State	1-8-92
	Jackie Dolberry vs. Bowie State	2-18-89
	Jackie Dolberry vs. Virginia Union	1-21-89
	Stephanie James vs. Bethune-Cookman	1-12-2008
	Jericka Jenkins vs. Morgan State	2-23-2009
	Choicetta McMillian vs. South Carolina State	3-9-2011
	Choicetta McMillian vs. UMBC	12-10-2011

Most 3-PT FG Attempted (min. 13 att.)

20	Jackie Dolberry vs. North Carolina Central	2-16-89
	Choicetta McMillian vs. Coppin State	1-28-2012
18	Monnazjea Finney-Smith at S.C. State	1-22-18
	Monnazjea Finney-Smith vs. San Jose State	11-25-17
	Bridgit Phillips vs. Maryland-Eastern Shore	2-18-99
17	Bridgit Phillips vs. Maryland-Eastern Shore	2-1-99
	Stephanie James vs. Bethune-Cookman	1-12-2008

	Choicetta McMillian vs. South Carolina State	3-9-2011
16	Bridgit Phillips vs. Florida A&M	1-18-99
	Jackie Dolberry vs. Winston-Salem State	2-4-89

Most FT Made

17	Sheila Hillman vs. Norfolk State	1-17-84
15	Nicole Brathwaite vs. Norfolk State	3-8-2003
14	Keiara Avant at Savannah State	12-3-2012
	LaShondra Dixon vs. Morgan State	1-24-2000
	Venise Frazer vs. Longwood	11-24-86
	Anita Cooper vs. Elizabeth City State	1-23-84
13	Nicole Brathwaite vs. Toledo	12-9-2003
	Nicole Brathwaite vs. Howard	1-6-2003
	Malia Tate-DeFreitas at Howard	2-8-16
12	Laren VanArsdale vs. James Madison	11-20-18
	Kenia Cole vs. Virginia Tech	1-1-14
	Jericka Jenkins vs. East Carolina	12-8-2010
	Halisi Johnson vs. Howard	3-8-2002
	Sheila Hillman vs. Livingstone	2-27-86
	Rachel Butler vs. Grambling State	11-28-06
	Malia Tate-DeFreitas at Morgan State	12-7-15

Most FT Attempted

22	Sheila Hillman vs. Norfolk State	1-17-84
20	Nisha Wilson vs. Florida A&M	3-6-98
19	Nicole Brathwaite vs. Norfolk State	3-8-2003
	Anita Cooper vs. Elizabeth City State	1-23-84
18	Laren VanArsdale vs. James Madison	11-20-18
	Nisha Wilson vs. Morgan State	2-26-98
	Danielle Dawson vs. Howard	1-8-98
17	Nicole Brathwaite vs. Howard	1-6-2003
	Nisha Wilson vs. Maryland-Eastern Shore	2-7-98
	Sheila Hillman vs. Richmond	1-26-84
	Malia Tate-DeFreitas at Howard	2-8-16

Most Points

52	Jackie Dolberry vs. North Carolina Central	2-16-89
39	Malia Tate-DeFreitas at Howard	2-28-15
	Jackie Dolberry vs. Bowie State	2-18-89
	Jackie Dolberry vs. Winston-Salem State	2-4-89
38	Anita Cooper vs. Elizabeth City State	1-23-84
37	Malia Tate-DeFreitas at South Carolina State	1-26-15
	Malia Tate-DeFreitas at Howard	2-8-16
36	Malia Tate-DeFreitas vs. Utah State	11-29-13
	Nicole Brathwaite vs. Howard	1-26-2004
	Jackie Dolberry vs. Elizabeth City State	1-26-89
	Jackie Dolberry vs. Virginia Union	1-31-87

Most Rebounds

23	Brielle Ward vs. Virginia Tech	1-1-14
22	Chinyere Ukoh vs. Howard	12-6-08
	Kiesha Beard vs. North Carolina A&T	2-9-2004
	Venise Frazer vs. Virginia State	2-28-87
21	Monnazjea Finney-Smith vs. San Jose State	11-25-17
	Anita Cooper vs. Elizabeth City State	1-23-84
	Melanie Warner vs. Coppin State	1-28-2012
20	Felicia Bryant vs. Howard	2-8-99
	Venise Frazer vs. Bowie State	1-29-87
19	Quanneisha Perry vs. Florida A&M	1-25-2010
	Robin Miller vs. Bowie State	2-12-84

Most Blocked Shots

8	Nakia Jones vs. Florida A&M	2-22-99
	Sheila Hillman vs. North Carolina Central	12-2-85
6	Kaylah Lupoe vs. Samford	11-28-18
	Kaylah Lupoe vs. Sacramento St.	12-20-18
	Kaylah Lupoe vs. North Carolina Central	1-16-17

HAMPTON UNIVERSITY WOMEN'S BASKETBALL

INDIVIDUAL GAME RECORDS

Kaylah Lupoe vs. Howard	2-9-15
Nicole Hamilton vs. Delaware State	1-11-14
Nicole Hamilton vs. Kansas State	12-21-13
Tiffani Williams vs. Norfolk State	3-9-2005
Tiffani Williams vs. North Carolina A&T	1-8-2005
Nakia Jones vs. North Carolina A&T	1-9-99
Kaylah Lupoe at Texas	11-25-15

Most Steals

13	Monnazjea Finney-Smith at Savannah State	1-20-18
11	Lashondra Dixon vs. South Carolina State	3-3-2003
	Karen Drewry vs. Longwood	1-28-88
10	Lynetta Sullivan vs. Coppin State	1-13-2003
	Felicia Bryant vs. Florida A&M	2-14-98
9	Georgianna Gilbeaux vs. North Carolina Central	1-16-17
	Brendy Ellis vs. Kansas	11-23-2001
	Felicia Bryant vs. St. Louis	12-22-99
	Felicia Bryant vs. Morgan State	3-5-99
	Jackie McWilliams vs. Virginia State	3-10-89
	Karen Drewry vs. Saint Paul's	2-13-88
	Karen Drewry vs. Delaware State	12-7-87
	Sheila Hillman vs. Maryland-Eastern Shore	11-26-83

Most Assists

20	Jackie Wyche vs. Virginia Union	1-25-86
17	Jericka Jenkins vs. South Carolina State	2-5-2011
	Jericka Jenkins vs. Norfolk State	1-21-2012
14	Jackie Dolberry vs. Elizabeth City State	1-26-89
	Sheila Hillman vs. Saint Augustine's	1-10-86
	Sheila Hillman vs. Winston-Salem State	12-14-85
13	Nicole Hamilton vs. Delaware State	2-11-2013
	Jericka Jenkins vs. South Carolina State	3-9-2011
	LaShondra Dixon vs. Howard	1-21-2002
	Sheila Hillman vs. Saint Paul's	2-11-84
	Sharema Dean	2-14-2005

Individual Game Highs In Conference Games

Big South Conference

PTS	34	Ashley Bates vs. Winthrop	3-9-19
FGM	13	Mahaley Holit vs. Radford	1-10-19
FGA	23	Laren VanArsdale vs. High Point	3-2-19
3FGM	4	Mahaley Holit vs. High Point	3-2-19
3FGA	12	Laren VanArsdale vs. USC Upstate	1-29-19
FTM	9	Ashley Bates vs. Winthrop	3-9-19
FTA	12	Ashley Bates vs. Winthrop	3-9-19
REB	11 (3x)	Kaylah Lupoe vs. Gardner-Webb	1-26-19
AST	12	Mahaley Holit vs. High Point	3-2-19
BLKS	5	Kaylah Lupoe vs. Campbell	2-12-19
STLS	7 (3x)	last by Ashley Bates vs. Winthrop	3-9-19

Mid-Eastern Athletic Conference (MEAC)

PTS	39	Malia Tate-DeFreitas at Howard	2-28-2015
FGM	16	Malia Tate-DeFreitas at Howard	2-28-2015
FGA	32	Malia Tate-DeFreitas at Norfolk State	1-31-2015
3PT FGM	8	Bridgit Phillips vs. Norfolk State	2-27-99
3PT FGA	20	Choicetta McMillian vs. Coppin State	1-28-2012
FTM	15	Nicole Brathwaite vs. Norfolk State	3-8-2003
FTA	20	Nisha Wilson vs. Florida A&M	3-6-98
RBS	22	Chinyere Ukoh vs. Howard	12-6-2008
AST	17	Jericka Jenkins vs. S.C. State	2-5-2011
BLKS	8	Nakia Jones vs. Florida A&M	2-22-99
STLS	11	LaShondra Dixon vs. S.C. State	3-3-2003

Central Intercollegiate Athletic Association (CIAA)

PTS	55	Jackie Dolberry vs. N.C. Central	2-16-89
FGM	18	Jackie Dolberry vs. N.C. Central	2-16-89
FGA	33	Jackie Dolberry vs. N.C. Central	2-16-89
3PT FGM	10	Jackie Dolberry vs. N.C. Central	2-16-89
3-PT FGA	20	Jackie Dolberry vs. N.C. Central	2-16-89
FTM	17	Sheila Hillman vs. Norfolk State	1-17-84
FTA	22	Sheila Hillman vs. Norfolk State	1-17-84
RBS	22	Venise Frazier vs. Virginia State	2-28-87
AST	20	Jackie Wyche vs. Virginia Union	1-25-86
BLKS	8	Sheila Hillman vs. N.C. Central	12-2-85
STLS	9	Karen Drewry vs. Saint Paul's	2-13-88

HAMPTON UNIVERSITY WOMEN'S BASKETBALL

100-POINT GAMES

Hampton's Total 100-Point Games: 60

Most in a Season: 18 (1987-88)

Most Consecutive 100-Point Games: 5 (Nov. 21, 1987-Dec. 1, 1987)

Hampton's Overall Record in 100-Point Games: 59-1

Date	Score	Opponent
March 1, 1979	101-71	vs. Clinch Valley
Jan. 26, 1981	100-94	vs. Elizabeth City State
Jan. 11, 1982	105-101 (OT)	at Virginia State
Jan. 12, 1983	102-76	vs. North Carolina Central
Jan. 8, 1984	106-98	at Bowie State
Feb. 12, 1984	104-63	vs. Bowie State
Dec. 1, 1984	108-66	vs. Livingstone
Dec. 13, 1984	111-53	at Virginia Wesleyan
Jan. 5, 1985	113-44	vs. West Virginia State
Jan. 12, 1985	111-79	at Elizabeth City State
Feb. 4, 1985	113-46	vs. Bowie State
Feb. 14, 1985	105-47	vs. Bowie State
Dec. 9, 1985	123-63	vs. Fayetteville State
Dec. 13, 1985	102-72	at Livingstone
Jan. 16, 1986	106-77	vs. Delaware State
Jan. 23, 1986	115-62	vs. Elizabeth City State
Feb. 4, 1986	102-49	vs. Bowie State
Feb. 8, 1986	104-47	vs. Mount Olive
Feb. 15, 1986	102-68	at Saint Paul's
Feb. 25, 1986	105-106	at District of Columbia
Dec. 8, 1986	121-33	vs. Morgan State
Dec. 10, 1986	104-78	vs. St. Augustine's
Jan. 7, 1987	106-68	vs. Livingstone
Jan. 17, 1987	108-78	at Saint Paul's
Jan. 27, 1987	119-69	vs. Virginia State
Jan. 31, 1987	100-61	vs. Virginia Union
Feb. 12, 1987	114-75	vs. Shaw
Feb. 14, 1987	108-78	vs. Saint Paul's
Nov. 21, 1987	111-43	vs. Bowie State
Nov. 24, 1987	142-68	vs. Fayetteville State
Nov. 27, 1987	122-76	vs. Johnson C. Smith
Nov. 28, 1987	100-58	vs. Kentucky State
Dec. 1, 1987	141-76	vs. Liberty
Dec. 7, 1987	121-54	vs. Delaware State
Dec. 9, 1987	108-75	vs. St. Augustine's
Jan. 6, 1988	115-71	at Livingstone
Jan. 14, 1988	125-65	at Elizabeth City State
Jan. 20, 1988	140-65	vs. Elizabeth City State
Jan. 23, 1988	100-54	vs. Virginia Union
Jan. 28, 1988	123-61	vs. Longwood
Jan. 30, 1988	104-64	at Virginia Union
Feb. 1, 1988	123-55	vs. North Carolina Central
Feb. 5, 1988	106-63	at Winston-Salem State
Feb. 11, 1988	106-62	at Shaw
Feb. 13, 1988	111-67	vs. Saint Paul's
Feb. 23, 1988	119-94	vs. Elizabeth City State
Nov. 23, 1988	109-49	vs. Livingstone
Jan. 26, 1989	122-90	vs. Elizabeth City State
Feb. 4, 1989	107-64	vs. Winston-Salem State
Feb. 16, 1989	103-76	vs. North Carolina Central
Feb. 18, 1989	110-48	vs. Bowie State
Nov. 23, 1990	113-71	vs. Christopher Newport
Nov. 29, 1990	112-86	at Fayetteville State
Nov. 24, 1992	102-96 (OT)	at Fayetteville State
Nov. 26, 1993	102-74	vs. Christopher Newport
Dec. 17, 1996	103-63	vs. Elizabeth City State
Jan. 3, 2000	103-61	vs. North Carolina A&T
Feb. 12, 2001	104-71	vs. Coppin State
Feb. 28, 2015	106-57	at Howard

OPPONENT 100-POINT GAMES

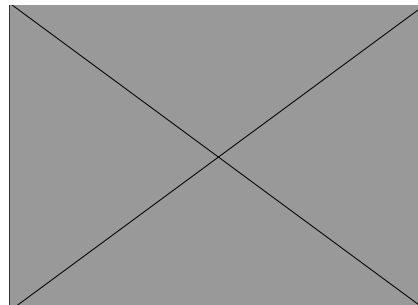
Jan. 11, 1982	W, 105-101 (OT)	by Virginia State
March 10, 1989	L, 88-101	by Virginia State
Feb. 20, 1990	L, 67-103	by Virginia State
Nov. 22, 1993	L, 89-100	by Fayetteville State
Nov. 28, 1995	L, 70-107	by Central Florida
Dec. 30, 1996	L, 77-102	by East Carolina
Nov. 29, 1998	L, 46-116	by Vanderbilt
Dec. 9, 1999	L, 46-107	by Georgia
March 17, 2000	L, 45-116	by Connecticut
Feb. 6, 2006	L, 70-101	by Howard
Mar. 2, 2019	L, 98-104	by High Point

BIGGEST WINS

+88 (121-33)	vs. Morgan State	Dec. 8, 1986
+75 (140-65)	vs. Elizabeth City State	Jan. 20, 1988
+74 (142-68)	vs. Fayetteville State	Nov. 24, 1987
+69 (113-44)	vs. West Virginia State	Jan. 5, 1985
+68 (123-55)	vs. North Carolina State	Feb. 1, 1988
+68 (111-43)	vs. Bowie State	Nov. 21, 1987
+67 (115-48)	vs. Mid-Atlantic Christian	Dec. 15, 2018
+67 (121-54)	vs. Delaware State	Dec. 7, 1987
+67 (113-46)	vs. Bowie State	Feb. 4, 1985
+65 (141-76)	vs. Liberty	Dec. 1, 1987
+62 (110-48)	vs. Bowie State	Feb. 18, 1989
+62 (123-61)	vs. Longwood	Jan. 28, 1988
+60 (109-49)	vs. Livingstone	Nov. 23, 1988
+60 (125-65)	at Elizabeth City State	Jan. 14, 1988
+60 (123-63)	vs. Fayetteville State	Dec. 9, 1985

BIGGEST LOSSES

-71 (45-116)	at Connecticut	March 17, 2000
-70 (46-116)	at Vanderbilt	Nov. 29, 1998
-63 (31-94)	at Duke	March 18, 2017
-61 (46-107)	at Georgia	Dec. 9, 1999
-55 (42-97)	vs. District of Columbia	Jan. 7, 1989
-47 (43-90)	at Virginia Commonwealth	Feb. 20, 1992
-46 (45-91)	at Buffalo	Dec. 8, 1995
-44 (46-90)	vs. Texas	March 23, 2003
-44 (43-83)	at Virginia Tech	Dec. 29, 2001
-44 (38-81)	vs. Temple	Nov. 27, 2006



HAMPTON UNIVERSITY WOMEN'S BASKETBALL

OVERTIME GAMES

Date	Opponent	Place	Result	Score	
Jan. 21, 1978	St. Paul's	H	W	55	48
Jan. 11, 1982	Virginia State	A	W	105	101
Feb. 4, 1982	Richmond	H	W	80	71
Jan. 31, 1984	Norfolk State	H	W	88	87
Feb. 3, 1984	Radford	H	W (2OT)	75	67
March 17, 1985	Pace*	N	W	90	82
Feb. 25, 1986	District of Columbia	A	L	105	106
Jan. 26, 1988	Virginia State	A	W	73	68
Jan. 29, 1990	Cheyney	H	L	65	68
Nov. 24, 1992	Fayetteville State	A	W	102	96
Dec. 2, 1992	St. Augustine's	A	W	95	94
Nov. 22, 1993	Fayetteville State	H	L	89	100
Feb. 17, 1995	Bowie State	H	W	66	65
Jan. 24, 1996	College of Charleston	A	W	76	74
Dec. 6, 1999	Norfolk State	H	W	79	73
Feb. 26, 2000	Norfolk State	A	W	74	72
Jan. 25, 2002	Bethune-Cookman	A	W	67	65
Feb. 25, 2002	Howard	A	L	79	84
Feb. 18, 2003	Coppin State	A	W	88	85
Nov. 21, 2003	Jacksonville State	H	L	72	83
Nov. 19, 2004	Wake Forest	H	L	75	82
Jan. 22, 2005	Delaware State	A	W	52	50
Jan. 13, 2007	Morgan State	H	L	61	75
Jan. 15, 2007	Coppin State	H	W	56	63
Feb. 17, 2007	Delaware State	H	W	61	57
Nov. 11, 2007	St. Louis	A	W	71	57
Nov. 30, 2007	Air Force	A	L	84	85
Dec. 20, 2007	Alabama	A	L	60	63
March 14, 2008	North Carolina A&T%	N	L	71	74
Feb. 7, 2009	Delaware State	H	W	68	64
Feb. 23, 2009	Morgan State	H	L	87	90
March 2, 2009	North Carolina A&T	A	L	72	81
Jan. 16, 2010	Norfolk State	A	W	63	59
Dec. 19, 2010	IPFW	H	W (2OT)	78	77
March 19, 2011	Kentucky**	N	L	62	66
Jan. 28, 2012	Coppin State	H	L	66	69
Jan. 6, 2013	American	A	W	61	58
Dec. 21, 2013	Kansas State	H	W (2OT)	86	75
Jan. 31, 2015	Norfolk State	A	L	66	71
Nov. 29, 2015	James Madison	H	L	56	68
Dec. 29, 2015	Rhode Island	N	W	59	54
Feb. 8, 2016	Howard	A	L	77	83
March 10, 2018	North Carolina A&T#	N	L	65	72
Jan. 26, 2019	Gardner-Webb	H	W	82	80

*NCAA Division II Tournament – Civic Center Gym, Pleasantville, N.Y.

% MEAC Tournament – Raleigh, N.C.

MEAC Tournament - Norfolk, Va.

**NCAA Division I Tournament – The Pit, Albuquerque, N.M.

Hampton in Overtime: 26-18

By Decade:	70s	1-0	By Coach:	Alberta Gatling	1-0
	80s	6-1		James Sweat	6-1
	90s	5-2		Tiny L. Laster, Jr.	3-2
	2000s	8-9		Fred Applin	1-0
	2010s	6-6		Patricia Cage-Bibbs	4-2
By Venue:	Home	12-8	Walter Mebane	5-7	
	Away	12-7	David Six	6-6	
	Neutral Sites	2-3			
Tournaments:	CIAA Tournament	0-0			

MEAC Regular Season Champions: 1998-99 | 2002-03 | 2003-04 | 2010-11 | 2011-12 | 2012-13 | 2013-14 | 2014-15
MEAC Tournament Champions: 2000 | 2003 | 2004 | 2010 | 2011 | 2012 | 2013 | 2014 | 2017

HAMPTON UNIVERSITY WOMEN'S BASKETBALL

CONFERENCE HONORS

NOTE: Hampton began competing in the Big South Conference in the 2018-19 season and the Mid-Eastern Athletic Conference (MEAC) in the 1996-97 season. Prior to that, Hampton competed in the NCAA Division II level in the Central Intercollegiate Athletic Association (CIAA).

ALL-TIME CONFERENCE CHAMPIONSHIP RESULTS

Big South Conference

Year	Regular Season Champ	Tourney Champ	Runner-Up	Semifinalists
2018-19	Radford	Radford	Campbell	Charleston Southern, UNC Asheville

Mid-Eastern Athletic Conference

Year	Regular Season Champ	Tourney Champ	Runner-Up	Semifinalists
2017-18	Bethune-Cookman/NCAT	North Carolina A&T	Hampton	Florida A&M, Bethune-Cookman
2016-17	Bethune- Cookman	Hampton	Bethune-Cookman	N.C. A&T, Florida A&M
2015-16	Bethune-Cookman/NCAT	North Carolina A&T	Coppin State	S.C. State, Hampton
2014-15	Hampton	Savannah State	Maryland Eastern Shore	N.C. A&T, Norfolk State
2013-14	Hampton	Hampton	Coppin State	Florida A&M, N.C. A&T
2012-13	Hampton	Hampton	Howard	Coppin State, N.C. A&T
2011-12	Hampton	Hampton	Howard	Coppin State, Florida A&M
2010-11	Hampton	Hampton	Howard	Coppin State, Morgan State
2009-10	North Carolina A&T	Hampton	South Carolina State	Bethune-Cookman, Howard
2008-09	North Carolina A&T	North Carolina A&T	Hampton	Florida A&M, UMES
2007-08	North Carolina A&T	Coppin State	North Carolina A&T Delaware State	State, Hampton
2006-07	Coppin State	Delaware State	Morgan State	Coppin State, Florida A&M
2005-06	Coppin State	Coppin State	Delaware State	UMES, Howard
2004-05	Coppin State	Coppin State	Norfolk State	Florida A&M, Howard
2003-04	Hampton/Delaware State	Hampton	Delaware State	Florida A&M, Coppin State
2002-03	Hampton	Hampton	Delaware State	Florida A&M, Howard
2001-02	Howard	Norfolk State	Hampton	Howard, S.C. State
2000-01	Howard	Howard	Delaware State	Hampton, S.C. State
99-2000	Howard	Hampton	Norfolk State	Howard, Morgan State
1998-99	Hampton	Florida A&M	Hampton	Howard, Morgan State
1997-98	Howard	Howard	Hampton	Coppin State, Florida A&M
1996-97	Howard	Howard	Florida A&M	UMES, Morgan State
1995-96	Florida A&M	Howard	North Carolina A&T	Florida A&M, S.C. State

Central Intercollegiate Athletic Association

Year	Regular Season Champ	Tourney Champ	Runner-Up	Semifinalists
1994-95	Norfolk State	Norfolk State	Shaw	WSSU, Fayetteville
1993-94	Norfolk State	Hampton	Shaw	Norfolk State, Fayetteville
1992-93	Norfolk State	Norfolk State	St. Augustine's	Hampton, Virginia Union
1991-92	Norfolk State	Norfolk State	St. Augustine's	Johnson C. Smith
1990-91	Norfolk State	Norfolk State	Hampton	Virginia Union, Virginia St.
1989-90	Virginia State	Virginia State	St. Augustine's	Norfolk State, ECSU
1988-89	Virginia State	Shaw	Johnson C. Smith	Norfolk State
1987-88	Hampton	Virginia State	Hampton	Elizabeth City State
1986-87	Hampton	Hampton	Virginia State	Norfolk State
1985-86	Hampton	Norfolk State	Hampton	Virginia State, N.C. Central
1984-85	Hampton	Hampton	Winston-Salem State	Shaw
1983-84	Virginia Union	N.C. Central	Virginia State	Virginia Union
1982-83	Norfolk State	Norfolk State	Virginia Union	Virginia State
1981-82	Fayetteville State	Virginia Union	Norfolk State	Fayetteville State
1980-81	Virginia State	Virginia State	Norfolk State	Virginia Union
1979-80	Virginia State	Virginia State	Elizabeth City State	--
1978-79	Virginia State	Fayetteville State	Virginia State	--
1977-78	St. Augustine's	St. Augustine's	Virginia State	--
1976-77	Norfolk State	Norfolk State	Winston-Salem State	Shaw
1975-76	Fayetteville State	Shaw	Fayetteville State	--
1974-75	Norfolk State	Norfolk State	St. Augustine's	Virginia St., Fayetteville St.

HAMPTON UNIVERSITY WOMEN'S BASKETBALL

CONFERENCE HONORS

ALL-TIME CONFERENCE CHAMPIONSHIP HONORS

Big South Conference

Year **Player of the Year**
 2018-19 Ashley Bates (Hampton)

Tournament MVP

Mid-Eastern Athletic Conference

Year **Player of the Year**
 2017-18 Angel Golden (Bethune-Cookman)
 2016-17 Te'Shya Heslip (Howard)
 2015-16 Malia Tate-DeFreitas (Hampton)
 2014-15 Malia Tate-DeFreitas (Hampton)
 2013-14 Jasmine Grice (Florida A&M)
 2012-13 Keiara Avant (Hampton)
 2011-12 Antonia Bennett, Florida A&M
 2010-11 Saadia Doyle (Howard)
 2009-10 Corin Adams (Morgan State)
 2008-09 Brittanie James-Taylor (NCAT)
 2007-08 Shalamar Oakley (Coppin State)
 2006-07 Rashida Suber (Coppin State)
 2005-06 Sherrie Tucker (Coppin State)
 2004-05 Sherrie Tucker (Coppin State)
 2003-04 Mandy Clark (Delaware State)
 2002-03 Kim Watson (Florida A&M)
 2001-02 Andrea Gardner (Howard)
 2000-01 Andrea Gardner (Howard)
 99-2000 Keisha Brooks (Coppin State)
 1998-99 Malveata Johnson (NCAT)
 1997-98 Alisha Hill (Howard)
 1996-97 Amanda Hayes (Howard)
 1995-96 Cathy Robinson (Florida A&M)

Postseason MVP

Kala Green (North Carolina A&T)
 Jephany Brown (Hampton)
 Aprill McRae (North Carolina A&T)
 Jasmine Norman (Savannah State)
 Alyssa Bennett (Hampton)
 Keiara Avant (Hampton)
 Jericka Jenkins (Hampton)
 Quanneisha Perry (Hampton)
 Melanie Warner (Hampton)
 Amber Bland (NCAT)
 Shalamar Oakley (Coppin State)

 LaKeisha Wills (Coppin State)
 Nicole Brathwaite (Hampton)
 LaShondra Dixon (Hampton)
 Suawanna Taylor (Norfolk State)
 Andrea Gardner (Howard)
 Jessica Faust (Hampton)
 Teresa Jenkins (Florida A&M)
 Alisha Hill (Howard)
 Alisha Hill (Howard)
 Amanda Hayes (Howard)

Coach of the Year

Vanessa Blair-Lewis (Bethune-Cookman)
 Vanessa Blair-Lewis (Bethune-Cookman)
 Vanessa Blair-Lewis (Bethune-Cookman)
 Cedric Baker (Savannah State)
 David Six (Hampton)
 David Six (Hampton)
 LeDawn Gibson (Florida A&M)
 David Six (Hampton)
 Vanessa Inge (Bethune-Cookman)
 Patricia Cage-Bibbs (NCAT)
 Derek Brown (Coppin State)
 Donald Beasley (Morgan State)
 Derek Brown (Coppin State)
 Derek Brown (Coppin State)
 Ed Davis (Delaware State)
 Sandra Booker (Bethune-Cookman)
 Cathy Parson (Howard)
 Keisha Campbell (S.C. State)
 Gerard Garlic (Morgan State)
 Jennie Hall (Coppin State)
 Patricia Cage-Bibbs (Hampton)
 Joyce Jenkins (UMES)
 Jackie Devane (Delaware State)

Central Intercollegiate Athletic Association

Year **Player of the Year**
 1994-95 Kristie Green (Norfolk State)
 1993-94 Lisa Rice (Norfolk State)
 1992-93 Carolyn Brown (St. Augustine's)
 1991-92 Carolyn Brown (St. Augustine's)
 1990-91 Tracy Saunders (Norfolk State)
 1989-90 Kim Brewington (Johnson C. Smith)
 1988-89 Jackie Dolberry (Hampton)
 1987-88 Jackie Dolberry (Hampton)
 1986-87 Jackie Dolberry (Hampton)
 1985-86 Sheila Hillman (Hampton)
 1984-85 Darlene Chaney (Hampton)
 1983-84 Kim Ambrose (Shaw)
 1982-83 Concetha Smith (Fayetteville State)

Postseason MVP

Lisa Rice (Norfolk State)
 Thelkla Blue (Hampton)
 Lisa Rice (Norfolk State)
 Lisa Rice (Norfolk State)
 Jennine Tanks (Norfolk State)
 Kammy Brown (Virginia State)
 Edith Jefferson (Shaw)
 Kammy Brown (Virginia State)

Coach of the Year

James Sweat (Norfolk State)
 James Sweat (Norfolk State)
 James Sweat (Norfolk State)
 Beverly Downing (St. Augustine's)
 James Sweat (Norfolk State)
 Beverly Downing (St. Augustine's)
 Pamela Kelley (Bowie State)
 James Sweat (Hampton)
 James Sweat (Hampton)
 Beverly Downing (St. Augustine's)
 James Sweat (Hampton)
 Louis Hearn (Virginia Union)

HAMPTON UNIVERSITY WOMEN'S BASKETBALL

ALL-CONFERENCE HONORS

1975 (CIAA)

Denise Craig (Shaw)
Sheila Baxter (Virginia State)
Vivian Greene (Norfolk State)

1976 (CIAA)

Sheila Baxter (Virginia State)
Denise Craig (Shaw)
Vivian Greene (Norfolk State)

1977 (CIAA)

Sheila Baxter (Virginia State)
Gail Cameron (Fayetteville State)
Denise Craig (Shaw)
Bertha Cummings (Virginia State)
Debbie Dixon (Virginia Union)
Beverly Downing (Livingstone)
Pat Funnie (Shaw)
Vivian Greene (Norfolk State)
Joan Hundley (Hampton)
Cynthia Thompson (Hampton)
Brenda Winfield (Winston-Salem State)

1978 (CIAA)

Sandra Barnes (Fayetteville State)
Bertha Cummings (Virginia State)
Beverly Downing (Livingstone)
Ruby Grant (St. Augustine's)
Vivian Greene (Norfolk State)
Sonya Hannah (Hampton)
Audrey McCarter (St. Augustine's)
Pat McKinney (Virginia State)
Angela Newsome (Fayetteville State)
Katrina Owens (Fayetteville State)
Jewel Stewart (Norfolk State)
Corrine Turner (Virginia Union)
Ida Wiffe (St. Augustine's)

1979 (CIAA)

Bertha Cummings (Virginia State)
Toni Goodman (Hampton)
Ruby Grant (St. Augustine's)
Laurie Jenkins (Winston-Salem State)
Linda Lee (Winston-Salem State)
Audrey McCarter (St. Augustine's)
Dianthia Morris (Fayetteville State)
Angela Newsome (Fayetteville State)
Katrina Owens (Fayetteville State)
Brenda Winfield (Winston-Salem State)

1980 (CIAA)

Karen Cox (St. Paul's)
Bertha Cummings (Virginia State)
Phyllis Dabbs (Winston-Salem State)
Ruby Grant (St. Augustine's)
Robin Gerideau (Shaw)
Gwen Jordan (Hampton)
Sharon Reynolds (Virginia Union)
Janice Williams (St. Augustine's)
Brenda Winfield (Winston-Salem State)

1981 (CIAA)

Jackie Cumbo (St. Augustine's)
Beverly Davis (Norfolk State)
Metrial Floyd (North Carolina Central)
Toni Goodman (Hampton)
Eunice Johnson (Virginia Union)
Juliana Lashley (St. Paul's)
Dianthia Morris (Fayetteville State)
Sheila Owens (Virginia Union)
Annette Belle (Bowie State)
Concetha Smith (Fayetteville State)
Sharon Wallace (Norfolk State)
Lisa White (St. Augustine's)

1982 (CIAA)

Marsha Alexander (Johnson C. Smith)
Kim Ambrose (Shaw)
Deborah Fogle (Elizabeth City State)
Toni Goodman (Hampton)
Debra Jenkins (Livingstone)
Norma Knight (Norfolk State)
Paris McWhirter (Virginia Union)
Dianthia Morris (Fayetteville State)
Maria Nicholson (Virginia Union)
Mary Simpson (North Carolina Central)
Concetha Smith (Fayetteville State)
Barvenia Wooten (Virginia Union)

1983 (CIAA)

Kim Ambrose (Shaw)
Johnna Jackson (Virginia State)
Debra Jenkins (Livingstone)
Carmen Judkins (North Carolina Central)
Odelia Johns (Johnson C. Smith)
Norma Knight (Norfolk State)
Paris McWhirter (Virginia Union)
Maria Nicholson (Virginia Union)
Mona McLaurin (North Carolina Central)
Concetha Smith (Fayetteville State)
Barvenia Wooten (Virginia Union)
Player of the Year: Concetha Smith (Fayetteville State)

1984 (CIAA)

Kim Ambrose (Shaw)
Sabrina Douglas (St. Augustine's)
Jackie Goodwyn (Bowie State)
Sheila Hillman (Hampton)
Cassandra Howell (Johnson C. Smith)
Johnna Jackson (Virginia State)
Debra Jenkins (Livingstone)
Mary Kemp (Shaw)
Paris McWhirter (Virginia Union)
Maria Nicholson (Virginia Union)
Ann Theus (Norfolk State)
Jacqueline Pinnix (North Carolina Central)
Player of the Year – Kim Ambrose (Shaw)

1985 (CIAA)

Renee Jones (St. Paul's)
Sheila Hillman (Hampton)
Anita Cooper (Hampton)
Darlene Chaney (Hampton)
Sylvia Walker (Virginia Union)
Cassandra Howell (Johnson C. Smith)
Ann Theus (Norfolk State)
Pam Wells (St. Augustine's)
Keenan Menefee (Winston-Salem State)
Carolyn Huntley (Winston-Salem State)
Von Fulmore (North Carolina Central)
Dimple White (Fayetteville State)
Tonya Burgess (Virginia State)
Player of the Year – Darlene Chaney (Hampton)

1986 (CIAA)

Sheila Hillman (Hampton)
Sharrion Beard (Johnson C. Smith)
Carlissa Staples (Shaw)
Kammy Brown (Virginia State)
Renee Jones (St. Paul's)
Jackie Dolberry (Hampton)
Von Fulmore (North Carolina Central)
Jackie Anderson (Livingstone)
Valetta Johnson (Norfolk State)
Pam Wells (St. Augustine's)
Angela Hamilton (Johnson C. Smith)
Dimple White (Fayetteville State)
Carolyn Huntley (Winston-Salem State)
Player of the Year – Sheila Hillman (Hampton)

1987 (CIAA)

Sharrion Bears (Johnson C. Smith)
Carlissa Staples (Shaw)
Kammy Brown (Virginia State)
Renee Jones (St. Paul's)
Jackie Dolberry (Hampton)
Von Fulmore (North Carolina Central)
Jackie Anderson (Livingstone)
Valetta Johnson (Norfolk State)
Pam Wells (St. Augustine's)
Angela Hamilton (Johnson C. Smith)
Dimple White (Fayetteville State)
Carolyn Huntley (Winston-Salem State)
Player of the Year – Jackie Dolberry (Hampton)

1988 (CIAA)

Jackie Anderson (Livingstone)
Sharrion Beard (Johnson C. Smith)
Kammy Brown (Virginia State)
Jackie Dolberry (Hampton)
Venise Frazer (Hampton)
Angela Hamilton (Johnson C. Smith)
Angela Henderson (Winston-Salem State)
Deborah Howell (Shaw)
Valetta Johnson (Norfolk State)
Renee Jones (St. Paul's)
Sharron Tapps (Norfolk State)
Sheila Seward (Fayetteville State)
Player of the Year – Jackie Dolberry (Hampton)

1989 (CIAA)

Jackie Anderson (Livingstone)
Jackie Dolberry (Hampton)
Kim Brewington (Johnson C. Smith)
Kammy Brown (Virginia State)
Angela Hamilton (Johnson C. Smith)
Edith Jefferson (Shaw)
Brenda Maxwell (Winston-Salem State)
Tracy Saunders (Norfolk State)
Pam Sawyer (North Carolina Central)
Sheila Seward (Fayetteville State)
Player of the Year – Jackie Dolberry (Hampton)

1990 (CIAA)

Lisa Anderson (St. Augustine's)
Demetress Belk (Bowie State)
Kim Brewington (Johnson C. Smith)
Kammy Brown (Norfolk State)
Michelle Drayton (Virginia State)
Rhonda Hunter (St. Augustine's)
Tara Jackson (Elizabeth City State)
Edith Jefferson (Shaw)
Pam Sawyer (North Carolina Central)
Tracy Saunders (Norfolk State)
Sheila Seward (Fayetteville State)
Daphne Trusty (St. Paul's)
Player of the Year – Kim Brewington (Johnson C. Smith)

1991 (CIAA)

Angela Courtney (Winston-Salem State)
Michelle Drayton (Virginia State)
Delbra Hackney (St. Augustine's)
Edith Jefferson (Shaw)
Mary McKay (Johnson C. Smith)
Jackie McWilliams (Hampton)
Demetrius Rowe (Elizabeth City State)
Tracy Saunders (Norfolk State)
Shemarla Smith (Livingstone)
Jennine Tanks (Norfolk State)
Samantha Thompson (Norfolk State)
Daphne Trusty (St. Paul's)
Player of the Year – Tracy Saunders (Norfolk State)

HAMPTON UNIVERSITY WOMEN'S BASKETBALL

ALL-CONFERENCE HONORS

1992 (CIAA)

Shani Baraka (Johnson C. Smith)
Thelkia Blue (Hampton)
Carolyn Brown (St. Augustine's)
Georgia Coefield (Livingstone)
Angela Courtney (Winston-Salem State)
Natasha Miller (St. Augustine's)
Lisa Rice (Norfolk State)
Hicynthia Spells (Norfolk State)
Monica Stewart (North Carolina Central)
Patricia Taylor (Elizabeth City State)
Jennine Tanks (Norfolk State)
Daphne Trusty (St. Paul's)
Player of the Year – Carolyn Brown (St. Augustine's)

1993 (CIAA)

Shani Baraka (Johnson C. Smith)
Thelkia Blue (Hampton)
Carolyn Brown (St. Augustine's)
Lesley Clarke (Shaw)
Wendy Goodwin (Hampton)
Kendra Home (Winston-Salem State)
Sylvia Howard (St. Paul's)
Terri James (Elizabeth City State)
Miko Montgomery (Johnson C. Smith)
Lisa Rice (Norfolk State)
Hicynthia Spells (Norfolk State)
Jennine Tanks (Norfolk State)
Erica Taylor (Virginia State)
Amy Washington (Virginia Union)
Player of the Year – Carolyn Brown (St. Augustine's)

1994 (CIAA)

Shani Baraka (Johnson C. Smith)
LaTina Bullock (Norfolk State)
Lesley Clarks (Shaw)
Angela Faulk (Hampton)
LaMonica Germany (St. Augustine's)
Kristie Green (Norfolk State)
Denise Holden (St. Augustine's)
Christina Hollins (Fayetteville State)
Lisa Rice (Norfolk State)
Monica Stewart (North Carolina Central)
Amy Washington (Virginia Union)
Kendra White (Virginia State)
Player of the Year – Lisa Rice (Norfolk State)

1995 (CIAA)

Linda Bell (St. Paul's)
Carla Gladden (St. Augustine's)
Kristie Green (Norfolk State)
Stephanie Greer (Shaw)
Christina Hollins (Fayetteville State)
Brandey Lemons (Bowie State)
Chellia Nelson (Winston-Salem State)
Rachelle Pierce (St. Augustine's)
Marqueerta Randolph (Virginia Union)
Lisa Rice (Norfolk State)
Karen Watkins (Elizabeth City State)
Kendra White (Virginia State)
Player of the Year – Kristie Green (Norfolk State)

1996 (MEAC)

Cathy Robinson (Florida A&M)
Natasha Parks (Coppin State)
Denique Graves (Howard)
Alisha Hill (Howard)
Amanda Hayes (Howard)
Player of the Year – Cathy Robinson (Florida A&M)
Rookie of the Year – Marin Hightower (Delaware State)
Coach of the Year – Jackie Devane (Delaware State)

1997 (MEAC)

Amanda Hayes (Howard)
Latania McIntyre (North Carolina A&T)
Denique Graves (Howard)
Alisha Hill (Howard)
Aquenda Clark (Florida A&M)
Player of the Year – Amanda Hayes (Howard)
Rookie of the Year – Danielle Dawson (Hampton)
Coach of the Year – Joyce Jenkins (Maryland Eastern Shore)

1998 (MEAC)

Alisha Hill (Howard)
Aquenda Clark (Florida A&M)
Karen Johnson (Delaware State)
Danielle Dawson (Hampton)
Liesha Mitchell (Coppin State)
Player of the Year – Alisha Hill (Howard)
Rookie of the Year – Felicia Bryant (Hampton)
Coach of the Year – Patricia Cage-Bibbs (Hampton)

1999 (MEAC)

Keisha Brooks (Coppin State)
Akita Heatly (Florida A&M)
Malveata Johnson (North Carolina A&T)
Kristi Sheldon (Maryland Eastern Shore)
Taisha Thomas (Norfolk State)
Player of the Year – Malveata Johnson (North Carolina A&T)
Rookie of the Year – Akita Heatly (Florida A&M)
Coach of the Year – Jennie Hall (Coppin State)

2000 (MEAC)

Malveata Johnson (North Carolina A&T)
Monique Kiddell (Morgan State)
Keisha Brooks (Coppin State)
Liesha Mitchell (Coppin State)
Exzavia Cunningham (Bethune-Cookman)
Player of the Year – Keisha Brooks (Coppin State)
Rookie of the Year – Exzavia Cunningham (Bethune-Cookman)
Coach of the Year – Gerard Garlic (Morgan State)

2001 (MEAC)

Channell Washington (Howard)
Shakira Smith (Morgan State)
Keisha Brooks (Coppin State)
Malveata Johnson (North Carolina A&T)
Andrea Gardner (Howard)
Player of the Year – Andrea Gardner (Howard)
Rookie of the Year – Essence Coggins (Howard)
Coach of the Year – Keisha Campbell (South Carolina State)

2002 (MEAC)

Andrea Gardner (Howard)
Suawanna Taylor (Norfolk State)
Lauren Forsthoff (Bethune-Cookman)
LaShondra Dixon (Hampton)
Nicole Rhem (South Carolina State)
Jackie Johnson-Stewart (Coppin State)
Courtney Kirk (Howard)
Adenah Pierce (South Carolina State)
Simone Agee (Howard)
Asia Petty (Howard)
Player of the Year – Andrea Gardner (Howard)
Rookie of the Year – LaKeshia Wills (Coppin State)
Coach of the Year – Cathy Parson (Howard)

2003 (MEAC)

Mandy Clark (Delaware State)
LaShondra Dixon (Hampton)
Courtney Kirk (Howard)
Lynetta Sullivan (Hampton)
Kim Watson (Florida A&M)
Nicole Brathwaite (Hampton)
Yolanda Dixon (Florida A&M)
Lauren Forsthoff (Bethune-Cookman)
Asia Petty (Howard)
Tiffany Winkfield (Maryland Eastern Shore)
Player of the Year – Kim Watson (Florida A&M)
Rookie of the Year – Katie Clark (Bethune-Cookman)
Coach of the Year – Sandra Booker (Bethune-Cookman)

2004 (MEAC)

Mandy Clark (Delaware State)
Terrelle Waller (Delaware State)
Yolanda Dixon (Florida A&M)
Leisel Harry (Coppin State)
Nicole Brathwaite (Hampton)
Katie Clark (Bethune-Cookman)
Antoinette Reese (Coppin State)
Elana Greene (Florida A&M)
Lynetta Sullivan (Hampton)
Yomika Corbitt (Norfolk State)
Player of the Year – Mandy Clark (Delaware State)
Rookie of the Year – Sharema Dean (Hampton)
Coach of the Year – Ed Davis (Delaware State)

2005 (MEAC)

Daisha Hicks (Howard)
Shareka Glover (North Carolina A&T)
Sherrie Tucker (Coppin State)
Ariel Towns (Florida A&M)
Evena Moreney (South Carolina State)
Katie Clark (Bethune-Cookman)
Rachel Butler (Hampton)
Sharema Dean (Hampton)
Leisel Harry (Coppin State)
Tiffany Williams (Hampton)
Player of the Year – Sherrie Tucker (Coppin State)
Rookie of the Year – Rachel Butler (Hampton)
Coach of the Year – Derek Brown (Coppin St.)

2006 (MEAC)

Shareka Glover (North Carolina A&T)
Toni Kennedy (Maryland Eastern Shore)
Rashida Suber (Coppin State)
Raquel Collier (Delaware State)
Sherrie Tucker (Coppin State)
Katie Clark (Bethune-Cookman)
Rachel Butler (Hampton)
Melaney Denson (South Carolina State)
Najmah Fantleroy (Delaware State)
Kristi Veltkamp (Maryland Eastern Shore)
Player of the Year – Sherrie Tucker (Coppin State)
Rookie of the Year – Deidra Jones (Florida A&M)
Defensive Player of the Year – Kristi Veltkamp (Maryland Eastern Shore)
Coach of the Year – Derek Brown (Coppin State)

HAMPTON UNIVERSITY WOMEN'S BASKETBALL

ALL-CONFERENCE HONORS

2007 (MEAC)

Rashida Suber (Coppin State)
Amber Bland (North Carolina A&T)
Raquel Collier (Delaware State)
Shalamar Oakley (Coppin State)
Shannon Carlisle (Howard)
Katreem Palmer (Delaware State)
Rachel Butler (Hampton)
Ta'Wuana Cook (North Carolina A&T)
Whitney Johnson (Morgan State)
Brittanie Taylor-James (North Carolina A&T)
Player of the Year – Rashida Suber (Coppin State)
Rookie of the Year – Ta'Wuana Cook (North Carolina A&T)
Defensive Player of the Year – Shannon Carlisle (Howard)
Coach of the Year – Donald Beasley (Morgan State)

2008 (MEAC)

Corin Adams (Morgan State)
Amber Bland (North Carolina A&T)
April McBride (Maryland Eastern Shore)
Shalamar Oakley (Coppin State)
Rashida Suber (Coppin State)
Rachel Butler (Hampton)
Raquel Collier (Delaware State)
Ta'Wuana Cook (North Carolina A&T)
Tiffany Reid (Maryland Eastern Shore)
Brittanie Taylor-James (North Carolina A&T)
Player of the Year – Shalamar Oakley (Coppin State)
Rookie of the Year – Casey Morton (Maryland Eastern Shore)
Defensive Player of the Year – Corin Adams (Morgan State)
Coach of the Year – Patricia Cage-Bibbs (North Carolina A&T)

2009 (MEAC)

Brittanie Taylor-James (North Carolina A&T)
Whitney Cunningham (Coppin State)
Amber Bland (North Carolina A&T)
April McBride (Maryland Eastern Shore)
Corin Adams (Morgan State)
Zykia Brown (Howard)
Demetria Frank (Bethune-Cookman)
Chinyere Ukoh (Hampton)
Marie Reid (South Carolina State)
Player of the Year – Brittanie Taylor-James (North Carolina A&T)
Rookie of the Year – Sonia Johnson (Delaware State)
Defensive Player of the Year – Whitney Cunningham (Coppin State)
Coach of the Year – Patricia Cage-Bibbs (North Carolina A&T)

2010 (MEAC)

Corin Adams (Morgan State)
April McBride (Maryland Eastern Shore)
Zykia Brown (Howard)
Ta'Wuana Cook (North Carolina A&T)
Quanneisha Perry (Hampton)
Sophilia Hipps (South Carolina State)
Saadia Doyle (Howard)
Jaleesa Sams (North Carolina A&T)
Lamona Smalley (North Carolina A&T)
Bernadette Fortune (Hampton)
Demetria Frank (Bethune-Cookman)
Player of the Year – Corin Adams (Morgan State)
Rookie of the Year – Saadia Doyle (Howard)
Defensive Player of the Year – Quanneisha Perry (Hampton)
Coach of the Year – Vanessa Inge (Bethune-Cookman)

2011 (MEAC)

Jericka Jenkins (Hampton)
Tameka McKelton (Florida A&M)
Jacquayla Berry (North Carolina A&T)
Saadia Doyle (Howard)
Antonia Bennett (Florida A&M)
Brittany Dodson (Morgan State)
Casey Morton (Maryland Eastern Shore)
Whitney Wiley (South Carolina State)
Jaleesa Sams (North Carolina A&T)
Quanneisha Perry (Hampton)
Player of the Year – Saadia Doyle (Howard)
Rookie of the Year – Larrisa Carter (Coppin State)
Defensive Player of the Year – Quanneisha Perry (Hampton)
Coach of the Year – David Six (Hampton)

2012 (MEAC)

Antonia Bennett (Florida A&M)
Jericka Jenkins (Hampton)
Tamoria Holmes (Howard)
Saadia Doyle (Howard)
Jeanine Manley (Coppin State)
Chocetta McMillian (Hampton)
JaQuayla Berry (North Carolina A&T)
Ezinne Kalu (Savannah State)
Melanie Warner (Hampton)
Qiana Donald (Florida A&M)
Player of the Year – Antonia Bennett (Florida A&M)
Rookie of the Year – Tierra Hawkins (Delaware State)
Defensive Player of the Year – Qiana Donald (Florida A&M)
Coach of the Year – LeDawn Gibson (Florida A&M)

2013 (MEAC)

Jasmine Grice (Florida A&M)
Nicole Hamilton (Hampton)
JaQuayla Berry (North Carolina A&T)
Saadia Doyle (Howard)
Keiara Avant (Hampton)
Bianca Jarrett (Morgan State)
Tierra Knotts (South Carolina State)
Alyssa Bennett (Hampton)
Tierra Hawkins (Delaware State)
Rachel Gordon (Norfolk State)
Leola Spotwood (Coppin State)
Cheyenne Curley-Payne (Howard)
Amber Calvin (North Carolina A&T)
Erin Hogue (Savannah State)
Trinese Fox (South Carolina State)
Player of the Year – Keiara Avant (Hampton)
Rookie of the Year – Eboni Ross (North Carolina A&T)
Defensive Player of the Year – Alyssa Bennett (Hampton)
Coach of the Year – David Six (Hampton)

2014 (MEAC)

Jasmine Grice (Florida A&M)
Nicole Hamilton (Hampton)
Kyra Coleman (Coppin State)
Alyssa Bennett (Hampton)
Rachel Gordon (Norfolk State)
Tracey Carrington (Morgan State)
Malia Tate-DeFreitas (Hampton)
Tracy King (North Carolina A&T)
Larrisa Carter (Coppin State)
April McRae (North Carolina A&T)
Raven Bankston (Delaware State)
Ezinne Kalu (Savannah State)
Kourtney Williams (South Carolina State)
Racquel Davis (North Carolina Central)
Kailyn Williams (Bethune-Cookman)
Player of the Year – Jasmine Grice (Florida A&M)
Rookie of the Year – Malia Tate-DeFreitas (Hampton)
Defensive Player of the Year – Alyssa Bennett (Hampton)
Coach of the Year – David Six (Hampton)

2015 (MEAC)

Malia Tate-DeFreitas (Hampton)
Ezinne Kalu (Savannah State)
Jasmine Norman (Savannah State)
Tierra Hawkins (Delaware State)
Kailyn Williams (Bethune-Cookman)
Rae Corbo (Norfolk State)
Tracey Carrington (Morgan State)
Kourtney Williams (South Carolina State)
Kayla Roberts (Norfolk State)
April McRae (North Carolina A&T)
Jessica Long (Maryland Eastern Shore)
Debbie Smith (North Carolina A&T)
Ryan Jordan (Hampton)
Alexis Udoji (Maryland Eastern Shore)
Tiyonda Davis (Savannah State)
Player of the Year – Malia Tate-DeFreitas (Hampton)
Rookie of the Year – Kayla Roberts (Norfolk State)
Defensive Player of the Year – Alexis Udoji (Maryland Eastern Shore)
Coach of the Year – Cedric Baker (Savannah State)

2016 (MEAC)

Malia Tate-DeFreitas (Hampton)
Khadejra Young (Florida A&M)
Moengaroa Subritzky (Maryland Eastern Shore)
Victoria Gonzales (Howard)
Kailyn Williams (Bethune-Cookman)
Kendra Cooper (Bethune-Cookman)
Braennan Farrar (Morgan State)
Sydni Johnson (Howard)
Olivia Antilla (Florida A&M)
April McRae (North Carolina A&T)
Dana Brown (North Carolina A&T)
Jasmine Knowles (Bethune-Cookman)
Taylor Houston (Bethune-Cookman)
Kaylah Lupoe (Hampton)
Janelle Lane (Coppin State)
Tiyonda Davis (Savannah State)
Player of the Year – Malia Tate-DeFreitas (Hampton)
Rookie of the Year – NaJai Pollard (Delaware State)
Defensive Player of the Year – Kailyn Williams (Bethune-Cookman)
Coach of the Year – Vanessa Blair-Lewis (Bethune-Cookman)

HAMPTON UNIVERSITY WOMEN'S BASKETBALL

ALL-CONFERENCE HONORS

2017 (MEAC)

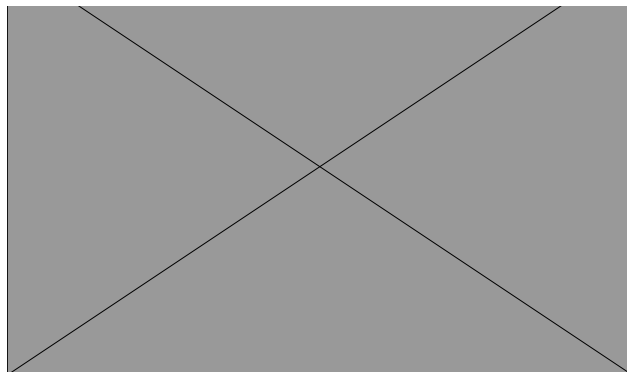
Te'Shya Heslip (Howard)
Genesis Lucas (Coppin State)
Kayla Roberts (Norfolk State)
NaJai Pollard (Delaware State)
Kailyn Williams (Bethune-Cookman)
Kendra Cooper (Bethune-Cookman)
Bryeasha Blair (South Carolina State)
Ashanti Hunt (Bethune-Cookman)
Kaylah Lupoe (Hampton)
Tiyonda Davis (Savannah State)
Player of the Year - Te'Shya Heslip (Howard)
Rookie of the Year - Chance Graham (Coppin State)
Defensive Player of the Year - Kailyn Williams (Bethune-Cookman)
Coach of the Year - Vanessa Blair-Lewis (Bethune-Cookman)

2018 (MEAC)

NaJai Pollard (Delaware State)
Kayla Roberts (Norfolk State)
Angel Golden (Bethune-Cookman)
Genesis Lucas (Coppin State)
Ashanti Hunt (Bethune-Cookman)
Monnazjea Finney-Smith (Hampton)
Chance Graham (Coppin State)
Kaylee Allen (Savannah State)
C'Coriea Foy (North Carolina A&T)
Bryeasha Blair (South Carolina State)
Player of the Year - Angel Golden (Bethune-Cookman)
Rookie of the Year - Bairesha Gill-Miles (Maryland Eastern Shore)
Defensive Player of the Year - Ashanti Hunt (Bethune-Cookman)
Coach of the Year - Vanessa Blair-Lewis (Bethune-Cookman)

2019 (Big South)

Ashley Bates (Hampton)
Destinee Walker (Radford)
Emma Bockrath (High Point)
Carley Plentovich (Gardner-Webb)
Lydia Rivers (Radford)
Laren VanArsdale (Hampton)
Senora Dengoki (UNC Asheville)
Sydney Nunley (Radford)
Dayna Rouse (Longwood)
Khiana Johnson (Radford)
Coach of the Year - Mike McGuire (Radford)
Player of the Year - Ashley Bates (Hampton)
Rookie of the Year - Laren VanArsdale (Hampton)
Defensive Player of the Year - Ashley Bates (Hampton)



HAMPTON UNIVERSITY WOMEN'S BASKETBALL

ALL-TIME CONFERENCE STANDINGS

1981-82			1984-85		
Northern Division			Northern Division		
School	CIAA W L Pct.	Overall W L Pct.	School	CIAA W L Pct.	Overall W L Pct.
Virginia Union	11 1 .917	15 4 .789	Hampton	15 1 .940	30 4 .880
Norfolk State	10 2 .833	16 4 .800	Norfolk State	11 1 .690	17 8 .680
Elizabeth City State	7 5 .583	11 7 .611	Virginia Union	9 7 .560	14 9 .610
Hampton	7 5 .583	21 12 .636	Elizabeth City State	8 8 .500	12 12 .500
Virginia State	2 10 .167	7 18 .280	Virginia State	8 8 .500	11 12 .480
St. Paul's	0 12 .000	2 15 .118	St. Paul's	7 9 .440	9 12 .430
			Bowie State	0 16 .000	0 24 .000
Southern Division			Southern Division		
Fayetteville State	12 0 1.000	21 1 .955	Johnson C. Smith	11 5 .690	27 9 .660
Johnson C. Smith	7 5 .583	12 10 .545	Shaw	10 6 .630	16 7 .700
St. Augustine's	5 7 .417	7 14 .333	Winston-Salem State	9 7 .560	14 12 .540
Shaw	5 7 .417	6 14 .300	Fayetteville State	8 8 .500	14 14 .500
North Carolina Central	5 7 .417	6 9 .400	North Carolina Central	7 9 .440	9 14 .390
Winston-Salem State	4 8 .333	10 16 .385	St. Augustine's	6 10 .380	9 15 .380
1982-83			1985-86		
Northern Division			Northern Division		
School	CIAA W L Pct.	Overall W L Pct.	School	CIAA W L Pct.	Overall W L Pct.
Norfolk State	15 1 .938	21 2 .913	Hampton	17 2 .895	26 6 .813
Virginia Union	14 1 .933	19 1 .950	Norfolk State	12 7 .632	18 10 .643
Virginia State	12 3 .800	15 3 .833	Virginia Union	13 6 .684	21 8 .724
Hampton	10 6 .625	19 12 .577	Virginia State	11 8 .579	16 9 .640
Elizabeth City State	3 13 .188	6 15 .286	Elizabeth City State	9 10 .474	10 11 .476
Bowie State	3 13 .188	7 18 .280	St. Paul's	6 13 .316	7 17 .292
St. Paul's	1 15 .063	1 17 .056	Bowie State	0 19 .000	2 23 .080
Southern Division			Southern Division		
Fayetteville State	12 3 .800	14 8 .636	St. Augustine's	16 3 .842	24 4 .857
Johnson C. Smith	9 6 .600	12 8 .600	North Carolina Central	12 7 .632	15 11 .577
Livingstone	9 6 .600	11 9 .550	Winston-Salem State	9 10 .474	13 11 .542
Shaw	8 8 .500	12 11 .522	Livingstone	8 11 .421	11 12 .478
Winston-Salem State	6 10 .375	10 13 .435	Johnson C. Smith	7 12 .368	10 17 .370
North Carolina Central	6 10 .375	7 12 .368	Shaw	7 12 .368	8 16 .333
St. Augustine's	4 12 .250	4 19 .174	Fayetteville State	4 15 .211	5 18 .217
1983-84			1986-87		
Northern Division			Northern Division		
School	CIAA W L Pct.	Overall W L Pct.	School	CIAA W L Pct.	Overall W L Pct.
Virginia Union	14 2 .857	22 5 .815	Hampton	19 0 1.000	26 1 .963
Hampton	12 4 .750	24 7 .774	Virginia State	17 2 .895	18 5 .783
Virginia State	12 4 .750	18 7 .720	Norfolk State	13 6 .684	16 7 .696
Norfolk State	11 5 .688	18 8 .692	Saint Paul's	7 11 .388	10 13 .434
Elizabeth City State	8 8 .500	9 12 .429	Elizabeth City State	6 13 .316	7 14 .333
Bowie State	2 14 .125	4 20 .167	Virginia Union	6 13 .316	7 15 .318
St. Paul's	1 15 .063	1 18 .053	Bowie State	2 17 .105	3 19 .136
Southern Division			Southern Division		
Shaw	9 7 .563	16 8 .667	Winston-Salem State	12 6 .667	14 7 .667
Fayetteville State	9 7 .563	17 12 .586	Shaw	12 7 .631	14 7 .667
Winston-Salem State	8 8 .500	13 9 .591	Fayetteville State	10 9 .526	11 12 .478
Johnson C. Smith	8 8 .500	13 12 .520	Johnson C. Smith	10 9 .526	14 10 .583
St. Augustine's	8 8 .500	13 12 .520	Saint Augustine's	9 10 .473	14 10 .583
Livingstone	6 10 .375	11 12 .478	Livingstone	6 13 .316	6 14 .300
North Carolina Central	4 12 .333	13 18 .419	North Carolina Central	3 16 .157	6 19 .240

HAMPTON UNIVERSITY WOMEN'S BASKETBALL

ALL-TIME CONFERENCE STANDINGS

1987-88				1991-92			
Northern Division				Northern Division			
School	CIAA W L Pct.	Overall W L Pct.		School	CIAA W L Pct.	Overall W L Pct.	
Hampton	19 0 1.000	33 1 .971		Norfolk State	18 1 .947	25 7 .781	
Norfolk State	17 2 .895	20 5 .800		Hampton	13 6 .684	19 10 .655	
Virginia State	15 4 .789	21 7 .750		Virginia Union	9 10 .473	11 16 .407	
Saint Paul's	9 10 .474	14 14 .500		Elizabeth City State	5 14 .263	7 19 .269	
Elizabeth City State	6 13 .316	9 15 .375		Saint Paul's	5 14 .263	6 18 .250	
Bowie State	6 13 .316	7 16 .304		Bowie State	4 15 .210	5 21 .192	
Virginia Union	4 15 .210	4 20 .167					
Southern Division				Southern Division			
Johnson C. Smith	13 6 .684	15 7 .720		Saint Augustine's	19 0 1.000	23 3 .884	
Livingstone	12 7 .632	15 8 .652		Johnson C. Smith	14 5 .736	22 8 .733	
Shaw	10 9 .526	11 12 .478		Winston-Salem State	13 6 .684	17 9 .654	
Saint Augustine's	10 9 .526	12 12 .500		North Carolina Central	8 11 .421	9 14 .391	
Winston-Salem State	7 12 .368	7 18 .280		Shaw	6 13 .316	8 17 .320	
Fayetteville State	4 15 .211	4 23 .148		Fayetteville State	3 16 .157	3 18 .142	
North Carolina Central	2 17 .105	3 25 .107		Livingstone	2 17 .105	5 23 .178	
1988-89				1992-93			
Northern Division				Northern Division			
School	CIAA W L Pct.	Overall W L Pct.		School	CIAA W L Pct.	Overall W L Pct.	
Virginia State	17 2 .895	22 5 .815		Norfolk State	18 1 .947	27 2 .931	
Hampton	16 3 .842	21 9 .700		Hampton	16 3 .842	20 9 .689	
Norfolk State	9 10 .474	15 14 .517		Virginia Union	14 5 .736	18 8 .692	
Southern Division				Southern Division			
North Carolina Central	6 12 .333	9 16 .360		Virginia State	11 8 .578	17 11 .607	
Winston-Salem State	4 14 .222	6 20 .231		Bowie State	6 13 .316	6 17 .260	
Fayetteville State	2 16 .111	4 23 .148		Elizabeth City State	6 13 .316	8 15 .347	
				Saint Paul's	3 16 .157	4 19 .173	
1989-90				1993-94			
Northern Division				Northern Division			
School	CIAA W L Pct.	Overall W L Pct.		School	CIAA W L Pct.	Overall W L Pct.	
Virginia State	15 1 .947	22 2 .917		Norfolk State	19 1 .950	27 4 .871	
Elizabeth City State	16 3 .842	16 3 .842		Hampton	14 5 .737	21 9 .700	
Virginia Union	10 9 .526	10 13 .435		Virginia State	13 6 .684	16 12 .571	
Hampton	7 12 .368	12 16 .429		Bowie State	10 9 .526	14 11 .560	
Bowie State	7 12 .368	9 12 .429		Virginia Union	8 11 .421	11 16 .407	
Saint Paul's	6 13 .316	6 17 .261		Saint Paul's	4 16 .200	4 20 .167	
Norfolk State	2 17 .105	2 25 .074		Elizabeth City State	3 16 .158	4 21 .160	
Southern Division				Southern Division			
Saint Augustine's	17 2 .895	18 6 .750		Fayetteville State	15 4 .789	19 8 .704	
Johnson C. Smith	14 5 .737	19 8 .704		Saint Augustine's	13 6 .684	19 8 .704	
Shaw	12 7 .632	17 8 .680		Shaw	11 8 .579	16 13 .552	
North Carolina Central	11 8 .579	13 10 .565		Johnson C. Smith	11 8 .579	14 13 .519	
Winston-Salem State	7 12 .368	9 15 .375		North Carolina Central	7 11 .389	10 15 .400	
Fayetteville State	5 14 .263	8 16 .333		Winston-Salem State	5 15 .250	7 18 .280	
Livingstone	1 18 .053	1 21 .045		Livingstone	1 18 .053	1 24 .040	
1990-91				1993-94			
Northern Division				Northern Division			
School	CIAA W L Pct.	Overall W L Pct.		School	CIAA W L Pct.	Overall W L Pct.	
Norfolk State	19 0 1.000	33 2 .943		Norfolk State	19 1 .950	27 4 .871	
Hampton	15 4 .789	26 6 .813		Hampton	14 5 .737	21 9 .700	
Virginia Union	12 7 .631	15 11 .576		Virginia State	13 6 .684	16 12 .571	
Virginia State	11 8 .579	17 12 .586		Bowie State	10 9 .526	14 11 .560	
Elizabeth City State	7 12 .368	9 13 .409		Virginia Union	8 11 .421	11 16 .407	
Saint Paul's	3 16 .157	3 22 .120		Saint Paul's	4 16 .200	4 20 .167	
Bowie State	3 16 .157	4 18 .181		Elizabeth City State	3 16 .158	4 21 .160	
Southern Division				Southern Division			
Saint Augustine's	14 5 .736	16 8 .667		Fayetteville State	15 4 .789	19 8 .704	
Shaw	12 7 .631	15 11 .577		Saint Augustine's	13 6 .684	19 8 .704	
Winston-Salem State	12 7 .631	14 11 .560		Shaw	11 8 .579	16 13 .552	
Livingstone	10 9 .526	14 13 .518		Johnson C. Smith	11 8 .579	14 13 .519	
North Carolina Central	7 12 .368	8 17 .320		North Carolina Central	7 11 .389	10 15 .400	
Johnson C. Smith	6 13 .316	9 19 .321		Winston-Salem State	5 15 .250	7 18 .280	
Fayetteville State	2 17 .105	3 23 .115		Livingstone	1 18 .053	1 24 .040	

HAMPTON UNIVERSITY WOMEN'S BASKETBALL

ALL-TIME CONFERENCE STANDINGS

1994-95			1998-99		
Northern Division			MEAC		
School	CIAA W L Pct.	Overall W L Pct.	School	W L Pct.	Overall W L Pct.
Norfolk State	17 2 .895	25 5 .833	Hampton	14 4 .778	18 10 .643
Virginia Union	14 5 .737	17 10 .630	Florida A&M	14 5 .737	18 12 .600
Bowie State	13 6 .684	19 9 .679	Howard	12 6 .667	16 12 .571
Virginia State	11 8 .578	14 12 .538	Coppin State	11 7 .611	13 14 .481
Elizabeth City State	6 13 .316	9 16 .360	Norfolk State	9 9 .500	15 13 .536
Hampton	6 13 .316	10 18 .357	Morgan State	9 9 .500	12 16 .429
Saint Paul's	1 18 .052	3 22 .120	Delaware State	8 10 .444	10 17 .370
Southern Division			North Carolina A&T	8 10 .444	10 18 .357
Shaw	14 5 .737	21 7 .750	Maryland Eastern Shore	7 11 .389	11 17 .393
Saint Augustine's	14 5 .737	19 9 .679	South Carolina State	5 13 .278	7 20 .259
Fayetteville State	13 6 .684	18 11 .621	Bethune-Cookman	3 16 .158	4 23 .148
North Carolina Central	9 10 .473	9 16 .360	1999-2000		
Johnson C. Smith	8 11 .421	8 19 .296	MEAC		
Winston-Salem State	5 14 .263	7 20 .259	School	W L Pct.	Overall W L Pct.
Livingstone	2 17 .105	3 22 .120	Howard	16 2 .889	19 10 .655
1995-96			Norfolk State	12 6 .667	19 11 .633
MEAC			Morgan State	12 6 .667	17 12 .586
School	W L Pct.	Overall W L Pct.	Hampton	11 7 .611	16 15 .516
Florida A&M	14 2 .875	21 7 .750	Coppin State	11 7 .611	13 15 .464
Howard	12 4 .813	20 10 .667	Bethune-Cookman	9 9 .500	13 15 .464
Coppin State	11 5 .688	14 13 .519	Florida A&M	9 9 .500	12 16 .429
Delaware State	10 6 .625	14 12 .538	Delaware State	8 10 .444	11 17 .393
North Carolina A&T	9 7 .563	18 11 .620	Maryland Eastern Shore	7 11 .389	9 19 .321
South Carolina State	6 10 .375	8 20 .286	South Carolina State	4 15 .211	5 23 .179
Bethune-Cookman	3 13 .188	8 18 .308	North Carolina A&T	1 18 .053	4 25 .138
Morgan State	3 13 .188	5 20 .200	2000-01		
Maryland Eastern Shore	3 13 .188	3 24 .111	MEAC		
Hampton*	- - -	10 17 .370	School	W L Pct.	Overall W L Pct.
<i>*Though being a member of the MEAC in 1995-96, Hampton was ineligible for a conference finish and championship due to this being its first year in the conference.</i>					
1996-97			Howard	15 3 .833	21 10 .677
MEAC			South Carolina State	12 6 .667	18 11 .621
School	W L Pct.	Overall W L Pct.	Delaware State	12 6 .667	16 14 .533
Howard	18 0 1.000	24 6 .800	Hampton	11 7 .611	14 15 .483
Florida A&M	15 3 .833	20 9 .690	Florida A&M	10 8 .556	14 13 .519
Morgan State	11 7 .611	15 13 .536	Morgan State	10 9 .526	10 18 .337
Maryland Eastern Shore	11 7 .611	13 15 .464	Norfolk State	9 9 .500	14 15 .483
North Carolina A&T	9 9 .500	13 15 .464	Coppin State	9 10 .474	11 17 .393
Coppin State	7 11 .389	11 16 .407	Bethune-Cookman	7 11 .389	12 17 .414
Delaware State	6 12 .333	7 20 .259	Maryland Eastern Shore	3 15 .167	5 23 .179
Hampton	5 13 .278	7 21 .250	North Carolina A&T	2 16 .111	5 24 .172
Bethune-Cookman	5 13 .278	10 18 .357	2001-02		
South Carolina State	3 15 .167	9 16 .360	MEAC		
1997-98			School	W L Pct.	Overall W L Pct.
MEAC			Howard	17 1 .944	19 10 .655
School	W L Pct.	Overall W L Pct.	South Carolina State	13 4 .765	17 11 .607
Howard	16 2 .889	23 7 .767	Norfolk State	13 5 .722	22 9 .710
Hampton	16 2 .889	22 7 .759	Hampton	12 6 .667	17 14 .548
Florida A&M	14 4 .778	19 9 .679	Coppin State	12 6 .667	14 14 .500
Maryland Eastern Shore	12 6 .667	16 11 .593	Bethune-Cookman	9 9 .500	14 13 .519
Coppin State	7 11 .389	10 18 .357	Maryland Eastern Shore	8 10 .444	12 17 .414
Bethune-Cookman	6 12 .333	7 19 .269	Florida A&M	6 12 .333	11 18 .379
Morgan State	5 13 .278	8 20 .286	Delaware State	6 12 .333	9 19 .321
Delaware State	5 13 .278	8 20 .286	North Carolina A&T	1 16 .059	4 24 .143
South Carolina State	5 13 .278	6 21 .222	Morgan State	1 17 .056	1 27 .036
North Carolina A&T	4 14 .222	5 21 .192	2001-02		
Norfolk State*	- - -	7 18 .280	MEAC		
<i>*Though being a member of the MEAC in 1997-98, Norfolk State was ineligible for a conference finish and championship due to this being its first year in the conference.</i>					

HAMPTON UNIVERSITY WOMEN'S BASKETBALL

ALL-TIME CONFERENCE STANDINGS

2002-03			2006-07		
School	MEAC W L Pct.	Overall W L Pct.	School	MEAC W L Pct.	Overall W L Pct.
Hampton	17 1 .944	23 9 .719	Coppin State	18 0 1.000	25 8 .758
Delaware State	16 2 .889	20 10 .667	Delaware State	12 6 .667	20 13 .606
Florida A&M	11 7 .611	16 13 .552	North Carolina A&T	12 6 .667	17 13 .567
Howard	11 7 .611	12 17 .414	Morgan State	11 7 .611	18 13 .581
Bethune-Cookman	10 8 .556	15 14 .517	Hampton	11 7 .611	15 13 .536
Maryland Eastern Shore	8 10 .444	12 17 .414	Florida A&M	10 8 .556	16 16 .500
Coppin State	7 11 .389	11 18 .379	Maryland Eastern Shore	7 11 .389	11 20 .355
Norfolk State	7 11 .389	8 20 .286	Howard	7 11 .389	8 22 .267
South Carolina State	6 12 .333	10 19 .345	South Carolina State	5 13 .278	7 22 .241
North Carolina A&T	6 12 .333	7 21 .250	Norfolk State	4 14 .222	6 24 .200
Morgan State	0 18 .000	1 27 .036	Bethune-Cookman	2 16 .111	5 25 .167

2003-04			2007-08		
School	MEAC W L Pct.	Overall W L Pct.	School	MEAC W L Pct.	Overall W L Pct.
Delaware State	14 4 .778	21 9 .700	North Carolina A&T	15 1 .938	25 8 .758
Hampton	14 4 .778	17 13 .571	Coppin State	13 3 .813	22 12 .647
Coppin State	13 5 .722	18 11 .621	Delaware State	12 4 .750	18 14 .563
Florida A&M	12 6 .667	17 12 .586	Maryland Eastern Shore	10 6 .625	17 13 .567
Howard	11 7 .611	11 17 .393	Hampton	10 6 .625	18 13 .581
Bethune-Cookman	10 8 .556	14 14 .500	Morgan State	10 6 .625	19 12 .613
Maryland Eastern Shore	6 12 .333	12 17 .413	South Carolina State	9 7 .563	13 17 .433
South Carolina State	6 12 .333	9 18 .333	Howard	3 13 .188	4 26 .133
Norfolk State	6 12 .333	8 21 .276	Florida A&M	3 13 .188	14 17 .452
North Carolina A&T	4 14 .222	7 22 .241	Bethune-Cookman	2 14 .125	6 24 .200
Morgan State	3 15 .167	3 25 .107	Norfolk State	1 15 .063	5 23 .179

2004-05			2008-09		
School	MEAC W L Pct.	Overall W L Pct.	School	MEAC W L Pct.	Overall W L Pct.
Coppin State	15 3 .833	19 14 .576	North Carolina A&T	15 1 .938	26 7 .788
Hampton	14 4 .778	14 13 .519	Coppin State	12 4 .750	14 15 .483
Delaware State	12 6 .667	16 12 .571	Delaware State	11 5 .688	15 15 .500
Howard	11 7 .611	17 12 .556	Maryland Eastern Shore	10 6 .625	15 14 .517
Maryland Eastern Shore	10 8 .556	12 16 .429	Morgan State	9 7 .563	17 13 .567
Florida A&M	9 9 .500	14 16 .467	Hampton	9 7 .563	16 16 .500
Norfolk State	9 9 .500	12 18 .400	Florida A&M	7 9 .438	14 17 .452
North Carolina A&T	9 9 .500	10 18 .357	Howard	7 9 .438	9 22 .290
South Carolina State	4 14 .222	5 20 .200	Bethune-Cookman	4 12 .250	12 17 .414
Bethune-Cookman	4 14 .222	7 22 .241	South Carolina State	3 13 .188	6 23 .207
Morgan State	2 16 .111	4 23 .148	Norfolk State	1 15 .063	1 27 .036

2005-06			2009-10		
School	MEAC W L Pct.	Overall W L Pct.	School	MEAC W L Pct.	Overall W L Pct.
Coppin State	18 0 1.000	22 9 .710	North Carolina A&T	14 2 .875	23 11 .676
Delaware State	15 3 .722	21 9 .700	Hampton	12 4 .750	20 12 .625
Maryland Eastern Shore	12 6 .667	16 13 .552	Morgan State	12 4 .750	17 13 .567
Howard	10 8 .556	14 15 .483	Howard	10 6 .625	16 14 .533
South Carolina State	10 8 .556	13 15 .464	Florida A&M	9 7 .563	18 11 .621
North Carolina A&T	9 9 .500	9 19 .321	Bethune-Cookman	9 7 .563	17 15 .531
Florida A&M	7 11 .389	12 17 .414	Maryland Eastern Shore	8 8 .500	12 16 .429
Hampton	6 12 .333	7 22 .241	South Carolina State	5 11 .313	14 19 .424
Norfolk State	5 13 .278	8 20 .286	Coppin State	5 11 .313	10 19 .345
Morgan State	5 13 .278	5 23 .179	Delaware State	4 12 .250	6 24 .200
Bethune-Cookman	4 14 .222	6 23 .207	Norfolk State	0 16 .000	4 23 .148

HAMPTON UNIVERSITY WOMEN'S BASKETBALL

ALL-TIME CONFERENCE STANDINGS

2010-11			Overall			2015-16			Overall			
School	W	L Pct.	W	L Pct.	W	L Pct.	W	L Pct.	W	L Pct.	W	L Pct.
Hampton	15	1 .938	25	7 .781	Morgan State	8	8 .500	11	19 .367			
Morgan State	10	6 .625	17	15 .531	Florida A&M	5	11 .313	8	21 .276			
North Carolina A&T	10	6 .625	15	14 .517	Coppin State	5	11 .313	7	22 .241			
Florida A&M	9	7 .563	15	15 .500	North Carolina Central	5	11 .313	7	22 .241			
Howard	9	7 .563	16	18 .471	Howard	3	13 .188	4	27 .129			
Coppin State	9	7 .563	13	17 .433	Delaware State	2	14 .125	5	25 .167			
Maryland Eastern Shore	8	8 .500	12	19 .387	2015-16			Overall				
South Carolina State	6	10 .375	12	17 .414	MEAC	W	L Pct.	W	L Pct.			
Bethune-Cookman	5	11 .313	13	17 .433	North Carolina A&T	12	4 .750	19	12 .613			
Delaware State	5	11 .313	9	20 .310	Bethune-Cookman	12	4 .750	18	13 .581			
Norfolk State	2	14 .125	9	19 .321	Hampton	11	5 .688	14	17 .452			
2011-12			Overall			Coppin State	10	6 .625	16	16 .500		
School	W	L Pct.	W	L Pct.	Morgan State	10	6 .625	13	17 .433			
Hampton	15	1 .938	26	5 .839	Maryland Eastern Shore	10	6 .625	12	17 .414			
Florida A&M	14	2 .875	22	8 .733	Florida A&M	9	7 .563	16	15 .516			
Howard	14	2 .875	24	9 .727	South Carolina State	7	9 .438	13	16 .448			
Coppin State	13	3 .813	20	12 .625	Savannah State	7	9 .438	10	18 .357			
North Carolina A&T	9	7 .563	15	16 .484	Delaware State	6	10 .375	9	21 .300			
Maryland Eastern Shore	8	8 .500	12	18 .400	Howard	4	12 .250	7	24 .226			
South Carolina State	7	9 .438	13	16 .448	North Carolina Central	3	13 .188	5	23 .179			
Bethune-Cookman	7	9 .438	10	19 .345	Norfolk State	3	13 .188	3	24 .111			
Norfolk State	6	10 .375	12	17 .414	2016-17			Overall				
Delaware State	4	12 .250	7	23 .233	MEAC	W	L Pct.	W	L Pct.			
Savannah State	3	13 .188	10	20 .333	Bethune-Cookman	15	1 .938	21	11 .656			
Morgan State	3	13 .188	6	24 .200	Howard	12	4 .750	16	13 .552			
North Carolina Central	1	15 .063	3	27 .100	Hampton	11	5 .688	20	13 .606			
2012-13			Overall			Norfolk State	9	7 .563	15	15 .500		
School	W	L Pct.	W	L Pct.	Florida A&M	9	7 .563	13	19 .406			
Hampton	16	0 1.000	28	6 .824	North Carolina A&T	8	8 .500	14	18 .438			
North Carolina A&T	13	3 .813	22	10 .688	Savannah State	8	8 .500	12	19 .387			
Howard	12	4 .750	20	12 .625	Coppin State	8	8 .500	8	21 .276			
South Carolina State	11	5 .688	20	9 .690	Morgan State	7	9 .438	9	21 .300			
Coppin State	10	6 .625	16	16 .500	North Carolina Central	7	9 .438	8	21 .276			
Morgan State	9	7 .563	13	18 .419	Maryland Eastern Shore	6	10 .375	13	16 .448			
Florida A&M	8	8 .500	11	19 .367	South Carolina State	2	14 .125	5	23 .179			
Bethune-Cookman	7	9 .438	12	17 .414	Delaware State	2	14 .125	3	27 .100			
Delaware State	6	10 .375	10	21 .323	2017-18			Overall				
Maryland Eastern Shore	4	12 .250	8	20 .286	MEAC	W	L Pct.	W	L Pct.			
Norfolk State	4	12 .250	7	22 .241	Bethune-Cookman	15	1 .938	24	7 .774			
North Carolina Central	2	14 .125	2	28 .067	North Carolina A&T	15	1 .938	23	9 .719			
Savannah State	2	14 .125	7	23 .233	Hampton	12	4 .750	18	14 .563			
2013-14			Overall			Norfolk State	11	5 .688	18	11 .621		
School	W	L Pct.	W	L Pct.	Morgan State	8	8 .500	16	15 .516			
Hampton	16	0 1.000	28	5 .848	Howard	8	8 .500	12	18 .400			
North Carolina A&T	13	3 .813	24	7 .774	Maryland Eastern Shore	7	9 .438	11	19 .367			
Coppin State	12	4 .750	17	14 .548	North Carolina Central	7	9 .438	9	22 .290			
Savannah State	10	6 .625	19	14 .576	South Carolina State	6	10 .375	12	18 .400			
Florida A&M	10	6 .625	17	14 .548	Coppin State	5	11 .313	6	23 .207			
Norfolk State	8	8 .500	12	16 .429	Delaware State	5	11 .313	6	24 .200			
Bethune-Cookman	8	8 .500	12	18 .400	Florida A&M	4	12 .250	8	24 .250			
North Carolina Central	6	10 .375	11	19 .367	Savannah State	1	15 .063	5	25 .167			
Howard	6	10 .375	11	20 .355	2018-19			Big South				
South Carolina State	5	11 .313	7	20 .259	MEAC	W	L Pct.	W	L Pct.			
Maryland Eastern Shore	4	12 .250	9	21 .300	Radford	17	1 .944	26	7 .788			
Delaware State	3	13 .188	8	21 .276	High Point	15	3 .833	22	9 .710			
Morgan State	3	13 .188	5	25 .167	Hampton	12	6 .667	16	14 .533			
2014-15			Overall			UNC Asheville	11	7 .611	17	15 .531		
School	W	L Pct.	W	L Pct.	Campbell	10	8 .556	23	13 .639			
Hampton	14	2 .875	19	13 .594	Gardner-Webb	10	8 .556	16	15 .516			
Savannah State	13	3 .813	21	11 .656	Charleston Southern	9	9 .500	14	18 .438			
North Carolina A&T	12	4 .750	20	11 .645	Winthrop	6	12 .333	10	20 .333			
Norfolk State	11	5 .688	14	16 .467	Presbyterian	4	14 .222	7	24 .226			
South Carolina State	9	7 .563	16	12 .571	USC Upstate	3	15 .167	7	23 .233			
Bethune-Cookman	9	7 .563	13	17 .433	Longwood	2	16 .111	3	27 .100			
Maryland Eastern Shore	8	8 .500	14	17 .452								

HAMPTON UNIVERSITY WOMEN'S BASKETBALL

POSTSEASON HISTORY

AIAW Tournament				Norfolk State 61, Hampton 52	Finals
1978	Hampton 69, Mars Hill 64	First Round	2003	Hampton 79, South Carolina State 69	Quarterfinals
	S.C. State 79, Hampton 50	Second Round		Hampton 68, Florida A&M 67	Semifinals
	Kentucky State 60, Hampton 62	Consolation Round		Hampton 69, Delaware State 57	Finals
AIAW Tournament Record: 1-2 (.333)			2004	Hampton 77, UMES 64	Quarterfinals
CIAA Tournament				Hampton 76, Coppin State 58	Semifinals
1975	St. Augustine's 67, Hampton 23	First Round	2005	Hampton 65, Delaware State 50	Finals
1978	St. Augustine's 83, Hampton 62	First Round	2006	Norfolk State 64, Hampton 53	Quarterfinals
1980	Hampton 84, Fayetteville State 63	First Round		Hampton 65, Norfolk State 60	First Round
	Elizabeth City State 78, Hampton 68	Second Round	2007	Coppin State 70, Hampton 57	Quarterfinals
	Virginia Union 81, Hampton 61	Consolation Round	2008	Morgan State 61, Hampton 51	First Round
1982	Fayetteville State 57, Hampton 45	First Round		Hampton 56, UMES 49	First Round
1983	Hampton 83, Fayetteville State 82	First Round	2009	N.C. A&T 74, Hampton 71 (OT)	Quarterfinals
	Virginia Union 81, Hampton 61	Second Round		Hampton 68, Norfolk State 49	First Round
1984	North Carolina Central 80, Hampton 76	First Round		Hampton 58, Delaware State 56	Quarterfinals
1985	Hampton 81, Fayetteville State 60	Quarterfinals		Hampton 70, Florida A&M 58	Semifinals
	Hampton 85, Shaw 69	Semifinals	2010	North Carolina A&T 76, Hampton 54	Finals
	Hampton 93, Winston-Salem State 84	Finals		Hampton 65, UMES 41	Quarterfinals
1986	Hampton 99, Livingstone 84	Quarterfinals		Hampton 58, Bethune-Cookman 38	Semifinals
	Hampton 95, Virginia Union 77	Semifinals	2011	Hampton 57, South Carolina State 46	Finals
	Norfolk State 70, Hampton 69	Finals		Hampton 78, South Carolina State 55	Quarterfinals
1987	Hampton 66, Johnson C. Smith 65	Quarterfinals		Hampton 70, Coppin State 46	Semifinals
	Hampton 75, Norfolk State 69	Semifinals	2012	Hampton 61, Howard 42	Finals
	Hampton 88, Virginia State 65	Finals		Hampton 61, Norfolk State 40	Quarterfinals
1988	Hampton 119, Elizabeth City State 94	Semifinals		Hampton 64, Coppin State 43	Semifinals
	Virginia State 80, Hampton 73	Finals	2013	Hampton 54, Howard 53	Finals
1989	Hampton def. Livingston (forfeit)	First Round		Hampton 63, Delaware State 28	Quarterfinals
	Shaw 80, Hampton 71	Quarterfinals		Hampton 78, Coppin State 52	Semifinals
1990	Hampton 65, North Carolina Central 64	First Round	2014	Hampton 59, Howard 38	Finals
	Virginia State 103, Hampton 67	Quarterfinals		Hampton 71, Howard 55	Quarterfinals
1991	Hampton 85, Fayetteville State 83	First Round		Hampton 69, Savannah State 45	Semifinals
	Hampton 92, Winston-Salem State 69	Quarterfinals	2015	Hampton 50, Coppin State 47	Finals
	Hampton 78, Virginia Union 50	Semifinals	2016	UMES 52, Hampton 50	Quarterfinals
	Norfolk State 78, Hampton 68	Finals		Hampton 64, Howard 58	Quarterfinals
1992	Hampton 62, Fayetteville State 43	First Round	2017	North Carolina A&T 63, Hampton 54	Semifinals
	Johnson C. Smith 84, Hampton 71	Quarterfinals		Hampton 66, UMES 56	Quarterfinals
1993	Hampton 75, Livingston 62	First Round		Hampton 64, North Carolina A&T 62	Semifinals
	Hampton 69, Shaw 43	Quarterfinals	2018	Hampton 52, Bethune-Cookman 49	Finals
	St. Augustine's 79, Hampton 63	Semifinals		Hampton 66, Morgan State 57	Quarterfinals
1994	Hampton 62, Winston-Salem State 53	First Round		Hampton 61, Bethune-Cookman 60	Semifinals
	Hampton 74, St. Augustine's 70	Quarterfinals		N.C. A&T 72, Hampton 65 (OT)	Finals
	Hampton 80, Norfolk State 78	Semifinals	MEAC Tournament Record: 43-13 (.768)		
	Hampton 67, Shaw 56	Finals	Big South		
1995	Hampton 51, North Carolina Central 31	First Round	2019	Campbell 85, Hampton 63	Quarterfinals
	Norfolk State 89, Hampton 51	Quarterfinals	Big South Tournament Record: 0-1 (.000)		
CIAA Tournament Record: 23-16 (.590)			NBAWS Tournament		
MEAC Tournament			1978	Albany State 86, Hampton 61	First Round
1997	Hampton 59, Bethune-Cookman 52	First Round	1979	Jackson State 84, Hampton 63	First Round
	Howard 83, Hampton 59	Quarterfinals	NBAWS Tournament Record: 0-2 (.000)		
1998	Hampton 63, Morgan State 48	First Round	NCAA Tournament (Division I)		
	Hampton 66, Florida A&M 60	Quarterfinals	2000	Connecticut 116, Hampton 45	First Round
	Howard 78, Hampton 70	Semifinals	2003	Texas 90, Hampton 46	First Round
1999	Hampton 66, UMES 54	First Round	2004	Penn State 79, Hampton 42	First Round
	Hampton 67, Morgan State 52	Quarterfinals	2010	Duke 72, Hampton 37	First Round
	Florida A&M 69, Hampton 47	Semifinals	2011	Kentucky 66, Hampton 62 (OT)	First Round
2000	Hampton 67, Coppin State 65	Quarterfinals	2012	Stanford 73, Hampton 51	First Round
	Hampton 78, Howard 67	Semifinals	2013	Duke 67, Hampton 51	First Round
	Hampton 66, Norfolk State 64	Finals	2014	Michigan State 91, Hampton 61	First Round
2001	Hampton 77, Florida A&M 51	Quarterfinals	2017	Duke 94, Hampton 31	First Round
	Howard 86, Hampton 83	Semifinals	NCAA Division I Tournament Record: 0-9 (.000)		
2002	Hampton 60, Coppin State 52	Quarterfinals			
	Hampton 66, Howard 60	Semifinals			

HAMPTON UNIVERSITY WOMEN'S BASKETBALL

POSTSEASON HISTORY

NCAA Tournament (Division II)

1985	Hampton 81, Mount St. Mary's 74 Hampton 90, Pace 82 (OT) Cal Poly-Ponoma 91, Hampton 51	Regional Final National Quarterfinals National Semifinals
1986	Hampton 73, Norfolk State 60 Hampton 86, Mount St. Mary's 83 Delta State 82, Hampton 61	Regional First Round Regional Final National Quarterfinals
1987	Hampton 80, Mount St. Mary's 65 New Haven 65, Hampton 63	Regional Final National Quarterfinals
1988	Hampton 58, District of Columbia 50 Hampton 73, Virginia State 58 Hampton 80, Pittsburgh-Jonestown 74 Hampton 72, North Dakota State 63 Hampton 65, West Texas State 48	Region First Round Regional Final National Quarterfinals National Semifinals National Championship
1989	Virginia State 101, Hampton 88	Region First Round
1991	UNC-Greensboro 72, Hampton 63	Region First Round

NCAA Division II Tournament Record: 10-5 (.667)

VAIAW State Tournament

1978	Hampton 79, Randolph-Macon 60 Hampton 81, William & Mary 70 Hampton 77, Virginia State 75	First Round Semifinals Finals
1979	Hampton 101, Clinch Valley 71 William & Mary 67, Hampton 58 Hampton 72, Virginia Wesleyan 58	First Round Semifinals Consolation Round
1980	Longwood 53, Hampton 51 Hampton 98, Richmond 44 George Mason 67, Hampton 58	First Round Consolation Round Fifth/Sixth-Place
1981	William & Mary 96, Hampton 82	First Round
1982	Hampton 74, Longwood 59 Radford 78, Hampton 69 George Mason 85, Hampton 82	Quarterfinals Semifinals Third/Fourth-Place
1983	Hampton 67, Liberty 57 Hampton 76, Radford 75	Semifinals Finals
1984	Hampton 90, Randolph-Macon 74 Hampton 76, Radford 75	Semifinals Finals

VAIAW Tournament Record: 11-6 (.647)

Postseason WNIT

2015	Hampton 45, Drexel 42 West Virginia 57, Hampton 39	First Round Second Round
------	---	-----------------------------

WNIT Record: 1-1 (.500)

Overall Postseason Record: 84-51 (.622)

Hampton Women's Basketball Championships

2017 MEAC Tournament
2015 MEAC Regular Season
2014 MEAC Tournament
2014 MEAC Regular Season
2013 MEAC Tournament
2013 MEAC Regular Season
2012 MEAC Tournament
2012 MEAC Regular Season
2011 MEAC Tournament
2011 MEAC Regular Season
2010 MEAC Tournament
2004 MEAC Tournament
2004 MEAC Regular Season (co-champions)
2003 MEAC Tournament
2003 MEAC Regular-Season
2000 MEAC Tournament
1999 MEAC Regular Season
1994 CIAA Tournament
1988 NCAA Division II Tournament
1988 CIAA Regular Season
1987 CIAA Tournament
1987 CIAA Regular Season
1986 CIAA Regular Season
1985 CIAA Tournament
1985 CIAA Regular Season
1984 VAAIW State Tournament
1983 VAAIW State Tournament
1978 VAAIW State Tournament

CIAA – Central Intercollegiate Athletic Association

MEAC – Mid-Eastern Athletic Conference

NCAA – National Collegiate Athletic Association

HAMPTON UNIVERSITY WOMEN'S BASKETBALL

NCAA TOURNAMENT RECORDS

Overall NCAA Tournament Record: 11-12 (11-4 in Div. II/0-8 in Div. I)

Top Finish: 1988 Div. II National Champions (33-1)

Final Four (2): 1985, 1988/Division II

Elite Eight (4): 1985, 1986, 1987, 1988/Div. II

Sweet 16 (4): 1985, 1986, 1987, 1988/Div. II

1988 NCAA DIVISION II CHAMPIONS

Overview

The Lady Pirates captured Hampton University's only basketball national title of any kind in the 1987-88 season. Some considered the 1988 national championship team the best in the history of the Central Intercollegiate Athletic Association (CIAA), and some even thought of the Lady Pirates as the best team in the history of Division II women's basketball.

Hampton went an unprecedented 63-3 in the 1986-87 and 1987-88 seasons, including back-to-back undefeated campaigns in the CIAA. In their title run, the Lady Pirates suffered just one loss: 80-73 to Virginia Union in the championship game of the CIAA tournament.

Over those two seasons, the Lady Pirates recorded winning streaks of 30 and 27 games, and dethroned perennial national power North Dakota State during their title run. The next night, Hampton upset heavily-favored West Texas State University (now West Texas A&M) 65-48 to hoist its first national championship trophy.

Jackie Dolberry, Hampton's all-time leading scorer, was a three-time CIAA Player of the Year and 1988 Kodak All-American. Dolberry was named Most Valuable Player of the 1988 NCAA tournament, and she was supported by two other All-Americans: Venise Frazer and Jackie McWilliams.

Coach James Sweat, recognizing the talent on his team, explored the possibility of a run-and-gun offense mixed with an attacking defense to suit the team's overall speed and athleticism. It worked and shocked the entire northwest, as they were unaware of the type of speed on the floor in the east coast, along with excellent outside shooting and defense.

Take the Worn Path

In order to even get to the national title game, the Lady Pirates had to pull off the unthinkable – knock off North Dakota State in their home arena, the Bison Sports Arena in Fargo. The Bison were seen as a superior team and had the advantage of a sellout crowd of over 7,000 on its side.

But the Lady Pirates had other ideas, using their superior speed and defensive pressure to force the Bison into 20 turnovers. North Dakota State used its home-court advantage, though, making several runs to keep the game close. The Bison used Hampton's defensive aggression to record an impressive advantage at the free-throw line.

In the end, Hampton's 72-63 win proved to be one of the biggest in the program's history. With the shocking outcome, Hampton was given a standing ovation for their performance against the No. 1-ranked Bison.

The Eyes of Texas

After the shocking win over North Dakota State the night before in the Final Four, Hampton had to keep the momentum going against West Texas State in the title game. The Lady Pirates did much of what they did against the Bison, with solid outside shooting and relentless defense. That combination allowed Hampton to hold the lead for much of the contest.

West Texas tried to force its size on the Lady Pirates, but Hampton's speed negated that advantage. Paula McDole's ball-handling and the defense of Karen Drewry made Hampton's championship season a reality in a game where West Texas was heavily favored.


Along with Dolberry being named tournament MVP, Frazer and Drewry were also named to the All-Tournament team.

DIVISION I

Year	Region	Opponent	Round	Result
2017	Bridgeport	Duke	First	L, 94-31
2014	Stanford	Michigan State	First	L, 91-61
2013	Norfolk	Duke	First	L, 67-51
2012	Fresno	Stanford	First	L, 73-51
2011	Spokane	Kentucky	First	L, 66-62
2010	Memphis	Duke*	First	L, 72-37
2004	East	Penn State*	First	L, 79-42
2003	West	Texas*	First	L, 90-46
2000	East	Connecticut*	First	L, 116-45

DIVISION II

Year	Region	Opponent	Round	Result
1991	South Atl.	UNC-Greensboro	First	L, 72-63
1989	South Atl.	Virginia State	First	L, 101-88
1988	South Atl.	District of Columbia	First	W, 58-50
	South Atl.	Virginia State	Sweet 16	W, 73-58
		Pittsburgh-J'town	Elite Eight	W, 80-74
		North Dakota State	Final Four	W, 72-63
		West Texas State	Title	W, 65-48
1987	South Atl.	Mouth St. Mary's	Sweet 16	W, 80-65
	South Atl.	New Haven	Elite Eight	L, 65-63
1986	South Atl.	Norfolk State	First	W, 73-60
	South Atl.	Mouth St. Mary's	Sweet 16	W, 86-83
		Delta State	Elite Eight	L, 82-61
1985	South Atl.	Mount St. Mary's	Sweet 16	W, 81-74
		Pace	Elite Eight	W, 90-82
		Cal St. Poly-Pomona	Final Four	L, 91-51



HAMPTON UNIVERSITY WOMEN'S BASKETBALL

NCAA TOURNAMENT RECORDS

TOP HAMPTON TEAM PERFORMANCES IN NCAA TOURNAMENT

	By Hampton		By Opponent	
Most Points	90	vs. Pace (3/17/1986)	116	Connecticut (3/17/2000)
Most Rebounds	50	vs. Virginia State (3/12/1988)	59	Virginia State (3/10/1989)
Most Assists	22	vs. Mt. St. Mary's (3/11/1986)	35	Mt. St. Mary's (3/11/1986)
Most Steals	22	vs. Virginia State (3/12/1986)	17	Connecticut (3/17/2000)
			17	Virginia State (3/12/1986)
Most Blocks	6	vs. Norfolk State (3/8/1986)	9	Texas (3/23/2003)
	6	vs. Kentucky (3/19/2011)	9	Michigan State (3/23/2014)
Most FGs Made	34 (34-65)	vs. Mt. St. Mary's (3/11/1986)	44 (44-62)	Connecticut (3/17/2000)
Best FG %	53% (29-55)	vs. Norfolk State (3/8/1986)	71% (44-26)	Connecticut (3/17/2000)
Most FT Made	24 (24-36)	vs. Mt. St. Mary's (3/11/1986)	27 (27-31)	Cal. Poly-Ponoma (3/21/1985)
Best FT %	86% (24-36)	vs. Mt. St. Mary's (3/11/1986)	100% (3-3)	West Texas State (3/26/1988)
Most 3-pts Made	6 (6-16)	vs. Kentucky (3/19/2011)	9 (9-14)	Connecticut (3/17/2000)
Best 3-pt %	43% (3-7)	vs. West Texas State (3/26/1988)	100% (1-1)	Pitt.-Jonestown (3/19/1988)

TOP HAMPTON INDIVIDUAL PERFORMANCES IN NCAA TOURNAMENT GAMES BY HAMPTON

Points

28

Jackie McWilliams vs. Virginia State (3/10/1989)
Anita Cooper vs. Norfolk State (3/8/1986)

Field Goals Made

12

Anita Cooper vs. Norfolk State (3/8/1986)

Field Goals Attempted

26

Jackie Dolberry vs. Virginia State (3/10/1989)
Nicole Hamilton vs. Michigan State (3/23/2014)

3-Point Field Goals Made

5

Jackie Dolberry vs. Virginia State (3/10/1989)

3-Point Field Goals Attempted

13

Jackie Dolberry vs. Virginia State (3/10/1989)
Jackie Dolberry vs. Pittsburgh-Jonestown (3/19/1988)
Melanie Warner vs. Duke (3/20/2010)
Bernadette Fortune vs. Duke (3/20/2010)

Free Throws Made

8

Robin Miller vs. Mount St. Mary's (3/11/1986)
Anita Dixon vs. Cal State Poly-Ponoma (3/21/1985)

Free Throws Attempted

11

Anita Dixon vs. Mount St. Mary's (3/12/1985)

Rebounds

14

Venise Frazer vs. New Haven (3/14/1987)

Assists

9

Sheila Hillman vs. Mount St. Mary's (3/11/1986)
Sheila Hillman vs. Pace (3/16/1985)

Steals

9

Jackie McWilliams vs. Virginia State (3/10/1989)

Blocks

4

Jackie Dolberry vs. West Texas State (3/26/1988)

HAMPTON UNIVERSITY WOMEN'S BASKETBALL

NCAA TOURNAMENT RECORDS

BY OPPONENTS

Points 32	Sandy Storey, Mount St. Mary's (3/11/1986)
Field Goals Made 16	Sandy Storey, Mount St. Mary's (3/11/1986)
Field Goals Attempted 22	Lisa Green, Mount St. Mary's (3/12/1985)
3-Point Field Goals Made 4	Keyla Snowden, Kentucky (3/19/2011) Rebecca Greenwell, Duke (3/18/17)
3-Point Field Goals Attempted 9	Keyla Snowden, Kentucky (3/19/2011)
Free Throws Made 9	Gail White, UNC-Greensboro (3/7/1991) Sally Mosay, Pittsburgh-Jonestown (3/19/1988)
Free Throws Attempted 10	Gail White, UNC-Greensboro (3/7/1991) Sally Mosay, Pittsburgh-Jonestown (3/19/1988) Joy Jeter, New Haven (3/14/1987) Delinda Samuel, Delta State (3/15/1986)
Rebounds 18	Delinda Samuel, Delta State (3/15/1986) Aerial Powers, Michigan State (3/23/2014)
Assists 11	Debbie Ivancich, Pace (3/16/1985)
Steals 5	Von Tucker, West Texas State (3/26/1988) Lexi Brown, Duke (3/18/2017)
Blocks 6	Amanda Brown, Penn State (3/21/2004)

HAMPTON UNIVERSITY WOMEN'S BASKETBALL

YEAR-BY-YEAR RESULTS

1975-76
Record: 2-10 (H: 1-3, A: 1-7, N: 0-0)
CIAA: 1-9

Coach: Alberta Gatling

D2	Norfolk State	L	66-39
D4	at St. Paul's	L	51-46
D9	at Norfolk State	L	57-44
D10	at Norfolk State	L	80-37
D11	St. Paul's	W	79-43
J9	at Virginia Union	L	45-40
J10	at Virginia State	L	64-43
J12	at Howard	L	50-37
J19	at Fort Monroe	W	35-26
J26	Eliz. City State	L	57-48
F2	Virginia State	L	59-40
F7	at Eliz. City State	L	39-30

1976-77
Record: 7-10 (H: 5-5, A: 2-5, N: 0-0)
CIAA: 4-9

Coach: Alberta Gatling

St. Paul's	W	61-57
at Fayetteville State	L	85-47
Norfolk State	L	66-49
Old Dominion	L	92-51
at Virginia Union	L	64-39
at Eliz. City State	L	39-36
at Virginia State	L	64-47
at St. Paul's	W	46-40
at Norfolk State	L	65-47
at Va. Wesleyan	W	62-39
Virginia State	L	63-60
CNU	W	69-28
Virginia Union	L	61-57
Shaw	L	76-64
WSSU	W	73-64
Eliz. City State	W	65-60
Va. Wesleyan	W	66-41

1977-78
Record: 19-13 (H: 8-3, A: 7-7, N: 4-3)
CIAA: 7-7

Coach: Alberta Gatling
VAIAW State Champions

N12	CNU	W	70-30
N17	at Va. Wesleyan	W	65-45
N19	Norfolk State	L	63-57
N22	at William & Mary	L	63-50
D5	at CNU	W	93-40
D16	at Bridgewater	L	74-67
J4	at Virginia Union	W	62-50
J9	at Virginia State	L	85-51
J11	at Shaw	W	41-30
J14	at St. Paul's	W	68-61
J17	at Norfolk State	L	69-56
J21	St. Paul's (OT)	W	55-48
J24	Virginia State	L	46-40
J27	Mary Washington	W	61-39
J28	at Eliz. City State	W	89-45
J30	George Mason	W	75-55
F2	Fayetteville State	W	51-47
F4	Westhampton	W	67-40
F6	at Livingstone	L	63-60
F7	at WSSU	L	65-62
F10	Randolph-Macon	W	77-31
F11	Virginia Union	L	77-73
F13	Eliz. City State	W	92-61
F16	vs. St. Augustine's	L	82-62
F21	at East. Mennonite	W	44-41
M2	vs. Rand-Macon	W	79-60
M3	vs. William & Mary	W	81-70
M4	vs. Virginia State	W	77-75

M9	vs. Mars Hill	W	69-64
M10	vs. S.C. State	L	79-50
M11	vs. Kentucky State	L	90-72
M29	at Albany State	L	86-61

1978-79
Record: 15-11 (H: 8-4, A: 5-6, N: 2-1)
CIAA: 7-7

Coach: Alberta Gatling

N18	vs. Rand-Macon	W	91-43
N27	at CNU	W	66-35
D8	Virginia Wesleyan	L	63-52
D9	Shaw	W	62-53
D15	Bridgewater	W	77-58
J9	at Virginia State	L	61-60
J11	at Eliz. City State	W	90-70
J13	at St. Paul's	L	67-56
J16	vs. Norfolk State	L	69-45
J20	at Virginia Union	L	60-56
J22	Eliz. City State	W	73-69
J24	at Fayette. State	L	81-73
J27	Eastern Mennonite	W	79-53
J29	Norfolk State	L	64-57
F1	Virginia Union	W	57-54
F3	William & Mary	L	76-64
F4	at Virginia State	L	71-55
F6	Livingstone	W	forfeit
F8	at Richmond	W	64-48
F10	St. Paul's	W	62-52
F12	WSSU	W	forfeit
F20	at George Mason	W	75-59
M1	vs. Clinch Valley	W	101-71
M2	vs. William & Mary	L	67-58
M3	vs. Va. Wesleyan	W	72-58
M15	Jackson State	L	84-63

1979-80
Record: 12-18 (H: 6-7, A: 4-8, N: 2-3)
CIAA: 5-7

Coach: Alberta Gatling

N12	at Shaw	L	66-54
N16	Delaware State	L	76-68
N23	at Morgan State	L	64-40
N24	vs. West Va. State	L	90-78
N27	at Longwood	L	66-52
D6	at WSSU	W	62-51
D8	at Radford	W	77-66
J7	at Virginia State	L	72-55
J10	at Virginia Union	L	65-53
J12	at St. Paul's	W	65-57
J14	at Norfolk State	W	72-48
J18	Liberty	W	77-73
J22	Virginia State	L	59-40
J24	at Eliz. City State	L	76-75
J26	George Mason	W	66-53
J28	Norfolk State	W	53-50
J31	Virginia Union	L	48-45
F2	Richmond	W	95-47
F4	Eliz. City State	L	70-67
F5	at VCU	L	70-58
F9	St. Paul's	W	69-61
F12	vs. Norfolk State	W	55-46
F14	vs. Fayette. State	W	64-63
F15	vs. Eliz. City State	L	78-68
F16	vs. Virginia Union	L	71-67
F19	at Va. Wesleyan	L	57-55
F21	at William & Mary	L	80-63
F28	vs. Longwood	L	53-51
F29	vs. Richmond	W	98-44
M1	vs. George Mason	L	67-58

1980-81
Record: 9-19 (H: 7-6, A: 2-11, N: 0-1)
CIAA: 2-11

Coach: Marilyn Sinclair

N15	at Radford	W	72-69
N20	at Bowie State	L	92-66
N22	at Virginia Union	L	84-54
N24	at St. Paul's	L	70-65
N26	Longwood	L	forfeit
D2	Norfolk State	L	65-49
D4	at Richmond	L	61-55
D6	George Mason	L	82-78
D7	at Longwood	L	77-69
D20	vs. Virginia State	L	77-61
J12	Virginia State	L	77-71
J13	at VCU	L	83-72
J15	Bowie State	L	80-70
J19	William & Mary	W	77-64
J22	Virginia Union	L	79-57
J23	at Radford	W	82-79
J26	Eliz. City State	W	100-94
J27	at Virginia State	L	77-63
J31	at George Mason	L	85-69
F2	at Norfolk State	L	58-53
F4	Richmond	W	74-62
F5	Liberty	W	81-58
F7	at William & Mary	L	76-52
F9	at Eliz. City State	L	86-72
F10	at Liberty	W	71-70
F14	St. Paul's	W	78-66
F17	VCU	W	87-70
M3	at William & Mary	L	96-82

1981-82
Record: 21-12 (H: 13-2, A: 7-7, N: 1-3)
CIAA: 7-5 (4th)

Coach: James E. Sweat

N12	at Longwood	L	72-63
N17	William & Mary	W	70-50
N20	George Mason	W	79-78
N21	at CNU	W	86-68
N23	at Bowie State	W	79-75
N24	at Richmond	W	52-50
D1	VCU	W	86-67
D5	Norfolk State	L	68-65
D8	at Radford	L	89-73
D10	Liberty	W	79-58
D12	Shaw	W	84-66
J7	Southeastern	W	92-47
J9	Eliz. City State	W	77-66
J11	at Va. State (OT)	W	105-101
J14	at George Mason	W	88-57
J16	St. Paul's	W	81-50
J18	at Liberty	W	76-70
J21	at Virginia Union	L	78-61
J22	Longwood	W	66-48
J26	Virginia State	W	75-70
J28	Bowie State	W	81-77
J30	Virginia Union	L	72-70
F1	at VCU	L	68-59
F4	Richmond (OT)	W	80-71
F6	at Norfolk State	L	77-57
F8	at Eliz. City State	L	77-69
F11	at William & Mary	L	60-48
F13	at St. Paul's	W	77-69
F15	Radford	W	87-76
F18	vs. Fayette. State	L	57-45
M2	vs. Longwood	W	74-59
M4	vs. Radford	L	78-69
M6	vs. George Mason	L	85-82

HAMPTON UNIVERSITY WOMEN'S BASKETBALL

YEAR-BY-YEAR RESULTS

1982-83

Record: 19-12 (H: 8-4, A: 6-6, N: 5-2)

CIAA: 10-6 (5th)

Coach: James E. Sweat

VIAIW (Division II) State Champions

N19	at J.C. Smith	W	83-73
N20	at Shaw	W	77-59
N26	vs. Winthrop	L	74-53
N27	vs. Notre Dame-Md.	W	91-49
N28	Howard	W	83-56
N30	at Eliz. City State	W	forfeit
D1	Delaware State	W	82-66
D3	vs. Longwood	W	69-49
D4	at George Mason	L	73-59
D6	CNU	L	69-56
D8	at Bowie State	W	77-70
D9	at VCU	L	67-65
J8	Eliz. City State	W	68-52
J10	Virginia State	L	78-72
J12	N.C. Central	W	102-76
J15	at St. Paul's	W	84-61
J18	Norfolk State	L	83-77
J22	Virginia Union	L	82-63
J25	at Virginia State	L	79-72
J26	Bowie State	W	95-52
J29	at Virginia Union	L	83-63
F1	at Norfolk State	L	74-70
F3	Livingstone	W	77-66
F8	at Richmond	L	82-72
F10	William & Mary	W	62-59
F12	St. Paul's	W	78-43
F14	at UMES	W	79-74
F18	vs. Fayette. State	W	83-82
F19	vs. Virginia Union	L	81-61
M4	vs. Liberty	W	67-57
M6	vs. Radford	W	76-75

1983-84

Record: 24-7 (H: 12-1, A: 10-4, N: 2-2)

CIAA: 12-4 (2nd)

Coach: James E. Sweat

VIAIW (Division II) State Champions

N19	UMES	W	80-64
N21	Shaw	W	83-72
N22	Randolph-Macon	W	97-73
N25	vs. Richmond	L	72-70
N26	vs. UMES	W	94-66
N28	Virginia State	W	81-64
D1	at N.C. Central	W	79-71
D2	at Livingstone	W	82-79
D5	Longwood	W	87-65
D7	St. Augustine's	W	70-69
D9	vs. Brooklyn	W	70-47
D10	at Delaware State	L	90-83
J8	at Bowie State	W	106-98
J10	at Virginia State	L	98-90
J14	St. Paul's	W	75-66
J17	at Norfolk State	W	92-62
J19	at Liberty	W	62-53
J21	Virginia Union	L	66-61
J23	Eliz. City State	W	98-81
J26	Richmond	W	77-55
J28	at Virginia Union	L	79-50
J31	Norfolk State (OT)	W	88-87
F3	Radford (2OT)	W	75-67
F6	at CNU	W	67-46
F7	at Eliz. City State	L	76-70
F9	at William & Mary	W	59-52
F11	at St. Paul's	W	94-58
F12	Bowie State	W	104-63
F16	vs. N.C. Central	L	80-76
M2	at Rand-Macon	W	90-74
M3	at Radford	W	83-70

1984-85

Record: 30-4 (H: 16-0, A: 10-3, N: 4-1)

CIAA: 15-1 (1st)

Coach: James E. Sweat

CIAA Reg. Season, Tournament Champions

N20	at Rand-Macon	W	84-80
N24	at J.C. Smith	W	83-81
N27	WSSU	W	95-66
N30	Shaw	W	77-54
D1	Livingstone	W	108-66
D3	N.C. Central	W	95-71
D5	at UMES	W	95-74
D8	at Fayette. State	L	94-77
D10	at Richmond	W	87-83
D13	at Va. Wesleyan	W	111-53
J5	West Va. State	W	113-44
J8	CNU	W	99-74
J10	at Virginia State	W	93-62
J12	at Eliz. City State	W	111-79
J15	Norfolk State	W	86-69
J17	Eliz. City State	W	111-79
J19	at St. Paul's	W	91-70
J21	William & Mary	W	89-58
J24	Virginia Union	W	88-83
J29	Virginia State	W	88-63
F2	at Virginia Union	W	67-56
F4	Bowie State	W	113-46
F5	at East Carolina	L	87-75
F9	at Longwood	L	78-71
F12	at Norfolk State	W	74-69
F14	Bowie State	W	105-47
F16	St. Paul's	W	84-69
F26	Liberty	W	96-74
F28	vs. Fayette. State	W	81-60
M1	vs. Shaw	W	69-65
M2	vs. WSSU	W	93-84
M12	Mount St. Mary's #	W	81-74
M16	vs. Pace # (OT)	W	90-82
M21	vs. Cal-Poly Pomona#	L	91-51

NCAA Division II Tournament

1985-86

Record: 26-6 (H: 16-0, A: 10-5, N: 0-1)

CIAA: 17-2 (1st)

Coach: James E. Sweat

CIAA Regular Season Champions

N22	at William & Mary	L	75-65
N26	Randolph-Macon	W	88-60
N30	UMES	W	88-59
D2	at N.C. Central	W	88-79
D3	at Shaw	W	70-51
D7	Johnson C. Smith	W	90-77
D9	Fayetteville State	W	123-63
D13	at Livingstone	W	102-72
D14	at WSSU	W	96-80
J10	at St. Augustine's	W	94-84
J13	Virginia State	W	98-54
J16	Delaware State	W	106-77
J18	St. Paul's	W	83-76
J21	at Norfolk State	L	89-76
J23	Elizabeth City State	W	115-62
J25	Virginia Union	W	75-73
J28	at Virginia State	W	67-65
J30	Richmond	W	73-64
F1	at Virginia Union	L	63-57
F4	Bowie State	W	102-49
F7	at Eliz. City State	W	94-74
F8	Mount Olive	W	104-47
F11	Norfolk State	W	91-65
F14	at Bowie State	W	98-59
F15	at St. Paul's	W	102-68
F21	vs. Livingstone	W	99-84

F22	vs. Virginia Union	W	95-77
F25	at D.C. (OT)	L	106-105
M1	vs. Norfolk State	L	70-69
M8	Norfolk State#	W	73-60
M11	at Mount St. Mary's#	W	86-83
M15	at Delta State#	L	82-61

NCAA Division II Tournament

1986-87

Record: 30-2 (H: 15-0, A: 12-2, N: 3-0)

CIAA: 19-0 (1st)

Coach: James E. Sweat

CIAA Reg. Season, Tournament Champions

N24	at Longwood	L	60-59
N28	WSSU	W	97-69
N29	IPFW	W	92-45
D1	N.C. Central	W	99-64
D4	at UMES	W	88-75
D6	at J.C. Smith	W	83-72
D8	Morgan State	W	121-33
D10	St. Augustine's	W	104-78
J7	Livingstone	W	106-68
J10	at Delaware State	W	83-74
J13	Norfolk State	W	73-55
J15	William & Mary	W	78-47
J17	at St. Paul's	W	108-78
J20	District of Columbia	W	90-69
J22	at Eliz. City State	W	95-71
J24	at Virginia Union	W	63-58
J27	Virginia State	W	119-69
J29	at Bowie State	W	92-44
J31	Virginia Union	W	100-61
F2	at Liberty	W	85-69
F6	Elizabeth City State	W	90-60
F10	at Norfolk State	W	75-71
F12	Shaw	W	114-75
F14	St. Paul's	W	108-78
F16	at Virginia State	W	73-64
F18	at Fayetteville State	W	99-79
F22	Bowie State	W	100-58
F24	vs. J.C. Smith	W	66-65
F27	vs. Norfolk State	W	75-64
F28	vs. Virginia State	W	88-65
M10	at Mount St. Mary's#	W	80-65
M14	at New Haven#	L	65-63

NCAA Division II Tournament

1987-88

Record: 33-1 (H: 14-0, A: 11-0, N: 8-1)

CIAA: 19-0 (1st)

Coach: James E. Sweat

CIAA Regular Season Champions

NCAA Div. II National Champions

N21	Bowie State	W	111-43
N24	Fayetteville State	W	142-68
N27	Johnson C. Smith	W	122-76
N28	Kentucky State	W	100-58
D1	Liberty	W	141-76
D3	vs. Lake Superior	W	85-77
D4	at IPFW	W	94-63
D7	Delaware State	W	121-54
D9	St. Augustine's	W	108-75
J6	at Livingstone	W	115-71
J8	vs. West Chester	W	72-49
J9	vs. Pittsburgh-John.	W	88-86
J12	at Norfolk State	W	81-78
J14	at Eliz. City State	W	125-65
J16	at St. Paul's	W	60-56
J20	Elizabeth City State	W	140-65
J23	vs. Virginia Union	W	104-64
J26	at Va. State (OT)	W	73-68
J28	Longwood	W	123-61

HAMPTON UNIVERSITY WOMEN'S BASKETBALL

YEAR-BY-YEAR RESULTS

J30	at Virginia Union	W	104-64
F1	vs. N.C. Central	W	123-55
F5	at WSSU	W	106-63
F9	vs. Norfolk State	W	84-58
F11	at Shaw	W	106-62
F13	St. Paul's	W	111-67
F15	Virginia State	W	97-75
F20	at Bowie State	W	93-56
F23	vs. Eliz. City State	W	119-94
F26	vs. Virginia State	L	80-73
M11	D.C.#	W	58-50
M12	Virginia State#	W	73-58
M19	Pittsburgh-Johns #	W	80-74
M25	at N. Dakota State#	W	72-63
M26	vs. W. Texas State#	W	65-48

NCAA Division II Tournament

1988-89

Record: 21-9 (H: 9-4, A: 10-2, N: 2-3)

CIAA: 16-3 (2nd)

Coach: Tiny L. Laster Jr.

N19	at Clark Atlanta	W	77-61
N23	Livingstone	W	109-49
N28	at Fayette. State	W	84-58
D3	at West Chester	W	52-51
D6	St. Augustine's	L	80-78
D10	vs. Pace	W	74-66
D11	at Bloomsburg	L	67-61
J3	vs. New Haven	L	68-52
J4	vs. Assumption	L	80-61
J7	District of Columbia	L	97-42
J10	vs. Norfolk State	W	57-55
J12	at Delaware State	W	96-72
J14	at St. Paul's	W	64-55
J16	at J.C. Smith	W	79-75
J18	at Eliz. City State	W	98-77
J21	at Virginia Union	W	98-77
J24	vs. Virginia State	L	68-67
J26	Elizabeth City State	W	122-90
J28	vs. Virginia State	W	78-57
F1	at Bowie State	W	78-39
F4	WSSU	W	107-64
F7	at Norfolk State	W	94-83
F9	Shaw	W	87-71
F11	St. Paul's	W	83-57
F13	at Virginia State	L	73-66
F15	N.C. Central	W	103-76
F18	Bowie State	W	110-48
F20	vs. Livingstone	W	forfeit
F21	vs. Shaw	L	80-71
M10	Virginia State#	L	101-88

NCAA Division II Tournament

1989-90

Record: 12-16 (H: 3-7, A: 6-7, N: 3-2)

CIAA: 7-12 (T-9th)

Coach: Tiny L. Laster Jr.

N17	vs. Clark Atlanta	W	77-57
N18	at Tuskegee	L	90-62
N20	at Morris Brown	W	74-52
N24	Paine College	L	55-53
N25	Florida Atlantic	L	86-82
N28	Fayetteville State	W	64-59
N30	at N.C. Central	L	73-50
D2	at WSSU	L	84-71
D4	Johnson C. Smith	W	91-83
D7	at St. Augustine's	L	78-67
D9	at Shaw	W	67-48
J5	at Livingstone	W	82-52
J9	Norfolk State	W	forfeit
J11	at Eliz. City State	L	83-65
J13	St. Paul's	L	72-69

J16	Elizabeth City State	L	71-69
J20	vs. Virginia Union	L	66-60
J23	at Virginia State	L	82-45
J27	at Virginia Union	L	68-50
J29	Cheyney (OT)	L	68-65
F1	Bowie State	W	78-42
F6	at Norfolk State	W	forfeit
F10	at St. Paul's	L	75-72
F13	Virginia State	L	81-69
F15	at Fayette. State	W	76-70
F17	at Bowie State	W	62-45
F19	vs. N.C. Central	W	65-64
F20	vs. Virginia State	L	103-67

1990-91

Record: 25-6 (H: 12-1, A: 9-3, N: 4-2)

CIAA: 15-4 (2nd)

Coach: Tiny L. Laster Jr.

N17	at Cheyney	W	82-56
N20	Livingstone	W	60-54
N23	CNU	W	113-71
N24	Virginia Union	W	70-58
N27	N.C. Central	W	83-56
N29	at Fayette. State	W	112-86
D1	WSSU	W	78-60
D3	at J.C. Smith	W	79-86
D5	St. Augustine's	W	74-65
D8	Shaw	W	71-46
D10	Bowie State	W	84-50
J4	vs. St. Paul's	W	78-52
J5	at Virginia State	W	73-71
J8	Norfolk State	L	92-77
J10	Elizabeth City State	W	78-59
J12	at St. Paul's	L	69-62
J15	at Eliz. City State	W	88-82
J19	Virginia Union	W	71-66
J22	Virginia State	W	75-72
J28	at Bennett College	W	89-53
F2	at WSSU	W	89-80
F5	at Norfolk State	L	80-66
F9	St. Paul's	W	86-33
F12	at Virginia State	L	75-61
F14	at Livingstone	W	59-53
F16	at Bowie State	W	82-66
F18	vs. Fayette. State	W	85-83
F19	vs. WSSU	W	92-69
F22	vs. Virginia Union	W	78-50
F23	vs. Norfolk State	L	87-68
M7	vs. UNCG#	L	72-63

NCAA Division II Tournament

1991-92

Record: 19-10 (H: 6-4, A: 10-4, N: 3-2)

CIAA: 13-6 (4th)

Coach: Tiny L. Laster Jr.

N22	vs. Mercyhurst	W	76-74
N23	at California (Pa.)	L	82-45
N27	Fayetteville State	W	66-57
N29	Shaw	W	76-58
N30	Elizabeth City State	W	85-69
D2	Johnson C. Smith	L	72-59
D6	Slippery Rock	L	85-81
D7	at E. Stroudsburg	W	81-79
D9	at Bowie State	W	82-53
J5	at N.C. Central	W	82-53
J6	at Pfeiffer	W	69-58
J8	at Eliz. City State	W	80-58
J11	St. Paul's	W	79-64
J14	Elizabeth City State	W	75-38
J16	at St. Augustine's	L	82-71
J18	at Virginia Union	W	73-62
J21	at Virginia State	W	61-59

J25	Virginia Union	L	83-75
J27	at Livingstone	W	84-63
J31	at WSSU	W	76-70
F4	at Norfolk State	L	71-70
F6	at Shaw	W	58-53
F8	at St. Paul's	W	73-61
F11	Virginia State	L	73-49
F15	Norfolk State	L	96-75
F20	at VCU	L	90-43
F22	Bowie State	W	78-69
F24	vs. Fayette. State	W	62-43
F25	vs. J.C. Smith	L	84-71

1992-93

Record: 20-9 (H: 8-5, A: 10-1, N: 2-3)

CIAA: 16-3 (2nd)

Coach: Tiny L. Laster Jr.

N24	at Fay. State (OT)	W	102-96
N27	Albany State	L	77-72
N28	Virginia Union	L	91-70
N30	at J.C. Smith	W	85-82
D2	at St. Aug. (OT)	W	95-94
D5	Shaw	L	71-61
D7	at Bowie State	W	66-44
D31	at CNU	L	72-68
J4	at St. Paul's	W	77-52
J8	at Clafin	L	70-60
J9	vs. Spellman	L	46-45
J12	at Eliz. City State	W	77-63
J14	WSSU	W	88-52
J16	at Virginia Union	W	61-59
J19	Virginia State	W	71-60
J23	Virginia Union	L	62-57
J25	Livingstone	W	80-42
J28	Elizabeth City State	W	64-43
J30	District of Columbia	W	78-53
F2	Norfolk State	L	85-61
F6	St. Paul's	W	76-66
F9	at Virginia State	W	57-55
F13	at Norfolk State	W	92-87
F16	at D.C.	W	82-56
F18	N.C. Central	W	74-60
F19	Bowie State	W	75-37
F22	vs. Livingstone	W	75-62
F23	vs. Shaw	W	69-43
F26	vs. St. Augustine's	L	79-63

1993-94

Record: 21-9 (H: 9-4, A: 8-5, N: 4-0)

CIAA: 14-5 (3rd)

Coach: Tiny L. Laster Jr.

CIAA Tournament Champions

N20	Columbia Union	W	74-71
N22	Fay. State (OT)	L	100-89
N26	CNU	W	102-74
N27	Shaw	W	77-49
N29	Johnson C. Smith	W	75-72
D3	at Albany State	L	74-71
D4	at Fort Valley State	L	82-63
D7	Bowie State	W	74-66
D9	at WSSU	W	59-46
D11	at Shaw	W	68-58
J3	St. Paul's	W	68-54
J6	at N.C. Central	W	72-68
J8	St. Augustine's	W	86-80
J12	Elizabeth City State	W	78-50
J15	at Virginia Union	W	71-67
J18	at Virginia State	L	66-59
J20	at Columbia Union	L	79-68
J22	Virginia Union	W	89-80
J24	at Livingstone	W	73-57
J27	at Eliz. City State	W	66-63

HAMPTON UNIVERSITY WOMEN'S BASKETBALL

YEAR-BY-YEAR RESULTS

F1	at Norfolk State	L	71-63
F5	at St. Paul's	W	63-54
F8	Virginia State	L	76-68
F12	Norfolk State	L	73-55
F18	at Bowie State	W	73-61
F21	vs. WSSU	W	62-53
F22	vs. St. Augustine's	W	74-70
F25	vs. Norfolk State	W	80-78
F26	vs. Shaw	W	67-56
M8	Presbyterian#	L	62-53

NCAA Division II Tournament (Play-In Game)

1994-95

Record: 10-18 (H: 5-8, A: 3-8, N: 2-2)

CIAA: 6-13 (12th)

Coach: Tiny L. Laster Jr.

N22	at Fayette State	L	76-51
N25	Queens (N.C.)	L	63-46
N26	Virginia Union	L	76-69
N28	at J.C. Smith	L	57-51
D4	at Columbia Union	W	73-39
D6	at Bowie State	L	56-43
D8	WSSU	L	69-65
D10	Shaw	L	56-37
D15	at UMES	W	68-65
D30	vs. Gardner-Webb	L	71-64
D31	vs. Mount Olive	W	73-63
J2	at St. Paul's	W	89-61
J5	N.C. Central	W	71-51
J7	St. Augustine's	L	72-64
J11	at Eliz. City State	L	58-53
J14	Virginia Union	L	76-58
J16	Virginia State	L	73-59
J18	at Howard	L	78-60
J21	at Virginia Union	L	57-39
J23	Livingstone	W	61-40
J26	Elizabeth City State	W	60-44
J31	Norfolk State	L	72-55
F4	St. Paul's	W	74-56
F7	at Virginia State	L	66-64
F11	at Norfolk State	L	92-64
F17	Bowie State (OT)	W	66-65
F20	vs. N.C. Central	W	51-31
F21	vs. Norfolk State	L	89-51

1995-96

Record: 10-17 (H: 5-4, A: 4-13, N: 1-0)

Conference: No affiliation

Coach: Fred Applin

N24	U.S. Military Acad.	W	62-56
N25	North Carolina A&T	L	58-45
N28	at Central Florida	L	107-70
N30	at Florida Atlantic	L	74-55
D2	at VCU	L	86-61
D8	at Buffalo	L	91-45
D20	at William & Mary	L	71-55
D29	at Virginia Tech	L	84-66
D30	vs. Lafayette	W	80-71
J2	at Charles. South.	L	83-82
J4	UNC-Asheville	W	58-56
J11	Liberty	W	73-64
J15	at St. Paul's	W	69-37
J18	at S.C. State	L	66-64
J24	at Charleston (OT)	W	76-74
J26	Delaware State	L	60-44
J31	at Howard	L	89-47
F3	Howard	L	79-53
F7	S.C. State	W	62-57
F10	Coppin State	L	57-56
F12	at Livingstone	W	55-47
F14	at UMES	W	66-52
F17	at Morgan State	L	77-49

F20	at Kansas State	L	78-42
F22	at Towson	L	76-54
F27	Morgan State	W	76-66
M4	at Oral Roberts	L	86-62

1996-97

Record: 10-18 (H: 8-4, A: 1-13, N: 1-1)

MEAC: 5-13 (8th)

Coaches: Fred Applin & Carolyn Guyton

N25	at Liberty	L	85-52
N29	at UNC-Wilming.	L	93-70
D1	at Coast. Carolina	L	91-69
D7	at Iona	W	66-58
D8	at UMBC	W	60-59
D17	Elizabeth City State	W	103-63
D30	at East Carolina	L	102-77
J2	Bethune-Cookman	W	73-67
J4	Florida A&M	L	76-58
J7	at S.C. State	L	81-59
J11	Coppin State	W	78-64
J14	William & Mary	W	58-55
J18	at Coppin State	L	59-47
J22	at Delaware State	L	98-94
J25	Morgan State	W	64-50
J27	at Howard	L	70-60
J30	at N.C. A&T	L	86-70
F3	UMES	W	54-47
F5	at Florida A&M	L	65-59
F8	Howard	L	67-57
F10	at Morgan State	L	78-71
F13	S.C. State	W	61-41
F18	at UMES	L	79-65
F20	N.C. A&T	L	66-61
F26	at Beth.-Cookman	L	73-71
M1	Delaware State	L	79-73
M3	vs. Beth.-Cookman	W	59-52
M5	vs. Howard	L	83-59

1997-98

Record: 22-7 (H: 11-3, A: 9-3, N: 2-1)

MEAC: 16-2 (2nd)

Coach: Patricia Cage-Bibbs

N18	East Carolina	L	59-58
N25	Richmond	W	76-74
N29	Coastal Carolina	W	74-57
D2	Liberty	L	84-69
D4	at Maryland	L	65-57
D11	Morgan State	W	68-56
D30	at Florida	L	92-55
J3	S.C. State	W	83-59
J5	North Carolina A&T	W	51-39
J8	at Howard	L	98-79
J10	at UMES	W	91-64
J13	Norfolk State	W	77-69
J17	at Florida A&M	W	65-62
J19	at Beth.-Cookman	W	61-35
J24	Coppin State	W	75-67
J26	Delaware State	W	93-65
J31	at S.C. State	W	93-62
F2	at N.C. A&T	W	68-58
F7	UMES	W	81-66
F9	at Norfolk State	W	66-39
F14	Florida A&M	W	57-55
F16	Bethune-Cookman	W	73-52
F21	at Coppin State	W	72-61
F23	at Delaware State	W	72-65
F26	at Morgan State	W	78-66
F28	Howard	L	88-81
M5	vs. Morgan State	W	63-48
M6	vs. Florida A&M	W	66-60
M7	vs. Howard	L	78-70

1998-99

Record: 18-10 (H: 9-0, A: 6-8, N: 3-2)

MEAC: 14-4 (1st)

Coach: Patricia Cage-Bibbs

MEAC Regular Season Champions

N14	vs. Miami (Ohio)	L	81-80
N15	vs. Rob. Morris (Ill.)	W	78-71
N24	at Maryland	W	76-57
N29	at Vanderbilt	L	116-46
D8	at Duke	L	83-47
D12	at Miami (Fla.)	L	84-52
D31	at UNC	L	93-50
J4	at Howard	W	74-67
J7	Delaware State	W	65-62
J9	North Carolina A&T	W	78-68
J11	S.C. State	W	70-56
J16	at Beth.-Cookman	L	65-59
J18	at Florida A&M	W	77-71
J23	Coppin State	W	82-66
J25	at Morgan State	W	50-40
J28	Norfolk State	W	79-55
J30	at Delaware State	L	68-67
F1	at UMES	L	71-60
F8	Howard	W	68-63
F13	at N.C. A&T	W	57-46
F15	at S.C. State	W	79-63
F18	UMES	W	73-65
F20	Bethune-Cookman	W	75-58
F22	Florida A&M	W	75-66
F27	at Norfolk State	L	75-63
M3	vs. UMES	W	66-54
M5	vs. Morgan State	W	67-52
M6	at Florida A&M	L	69-47

1999-2000

Record: 16-15 (H: 6-4, A: 6-9, N: 4-2)

MEAC: 11-7 (4th)

Coach: Patricia Cage-Bibbs

MEAC Tournament Champions

N19	at Old Dominion	L	91-64
N21	at Tenn.-Martin	W	81-74
N30	at Bucknell	L	85-71
D6	Norfolk State (OT)	W	79-73
D9	at Georgia	L	107-46
D11	Pittsburgh	L	86-65
D19	at St. John's	L	88-63
D22	at St. Louis	L	76-66
D29	at Virginia Tech	L	93-61
D30	at Bowling Green	W	78-70
J3	North Carolina A&T	W	103-61
J5	S.C. State	W	96-66
J10	at UMES	L	64-57
J15	Howard	L	79-72
J17	Delaware State	L	80-76
J22	at Coppin State	W	73-57
J24	Morgan State	W	87-73
J29	at Beth.-Cookman	W	89-57
J31	at Florida A&M	L	85-84
F5	at S.C. State	W	84-71
F7	at N.C. A&T	W	72-60
F14	UMES	W	77-51
F19	at Howard	L	80-59
F21	at Delaware State	L	73-72
F26	at Norfolk State (OT)	W	74-72
M2	Bethune-Cookman	W	86-75
M4	Florida A&M	L	67-63
M9	vs. Coppin State	W	67-65
M10	vs. Howard	W	78-67
M11	vs. Norfolk State	W	66-64
M17	vs. Connecticut#	L	116-45

NCAA Tournament

HAMPTON UNIVERSITY WOMEN'S BASKETBALL

YEAR-BY-YEAR RESULTS

2000-01
Record: 14-15 (H: 10-4, A: 3-8, N: 1-3)
MEAC: 11-7 (4th)
Coach: Patricia Cage-Bibbs

N20	Bucknell	L	80-71
N23	vs. Southern	L	78-73
N24	vs. Grambling	L	88-84
N30	Tennessee-Martin	W	93-73
D4	Howard	L	78-69
D6	UMES	W	51-32
D9	at Norfolk State	W	62-58
D28	St. Louis	L	72-70
J2	at Liberty	L	81-76
J4	at Morgan State	L	93-90
J8	at Coppin State	L	79-76
J12	Delaware State	W	73-49
J14	Old Dominion	L	93-69
J17	St. John's	W	73-65
J20	at N.C. A&T	W	73-62
J22	at S.C. State	L	64-63
J26	Bethune-Cookman	W	79-65
J29	at Florida A&M	L	88-75
F3	at UMES	W	71-49
F5	at Howard	L	96-87
F10	Morgan State	W	97-73
F12	Coppin State	W	104-71
F17	at Delaware State	L	70-57
F19	at Virginia	L	75-72
F24	S.C. State	W	75-67
F26	North Carolina A&T	W	82-50
M3	Norfolk State	W	60-54
M8	vs. Florida A&M	W	77-51
M9	vs. Howard	L	86-83

2001-02
Record: 17-14 (H: 6-5, A: 6-5, N: 5-4)
MEAC: 12-6 (4th)
Coach: Patricia Cage-Bibbs

N16	Virginia	L	51-48
N23	vs. Kansas	W	67-63
N24	vs. Tulane	L	82-75
N25	vs. Northern Iowa	W	67-61
D1	at Morgan State	W	69-67
D3	at Coppin State	W	72-61
D7	vs. Alabama State	L	80-75
D8	vs. Stony Brook	L	81-65
D15	Liberty	L	71-60
D21	at Southern Miss.	L	55-53
D28	vs. Elon	W	78-73
D29	at Virginia Tech	L	83-43
J5	UMES	W	79-49
J12	at S.C. State	L	68-64
J14	at N.C. A&T	W	47-43
J19	Delaware State	W	76-45
J21	Howard	L	71-70
J25	at B-CU (OT)	W	67-65
J28	Florida A&M	L	64-58
F2	Morgan State	W	75-44
F4	Coppin State	W	73-47
F7	Norfolk State	W	67-64
F9	at UMES	W	84-51
F16	S.C. State	L	79-64
F18	North Carolina A&T	W	77-57
F21	at Delaware State	W	49-40
F25	at Howard (OT)	L	84-79
M2	at Norfolk State	L	59-48
M7	vs. Coppin State	W	60-52
M8	vs. Howard	W	66-60
M9	vs. Norfolk State	L	61-52

2002-03
Record: 23-9 (H: 11-0, A: 9-5, N: 3-4)
MEAC: 17-1 (1st)
Coach: Patricia Cage-Bibbs
MEAC Reg. Season, Tournament Champions

N22	Southern Miss.	W	48-47
N28	vs. Duke	L	71-34
N29	vs. Arkansas	L	78-41
N30	vs. Old Dominion	L	90-54
D7	Norfolk State	W	65-48
D9	at Jacksonville St.	L	85-68
D18	at Arkansas State	W	73-69
D21	at Toledo	L	82-55
D30	at Kansas	L	68-61
J4	at UMES	W	76-57
J6	at Howard	W	81-77
J11	Morgan State	W	80-45
J13	Coppin State	W	37-35
J18	Florida A&M	W	68-63
J20	Bethune-Cookman	W	71-55
J25	at N.C. A&T	W	66-47
J27	at S.C. State	W	64-53
F1	Delaware State	W	75-56
F6	at Liberty	L	86-66
F8	UMES	W	93-64
F10	Howard	W	95-69
F13	at Morgan State	W	96-62
F18	at Coppin State (OT)	W	88-85
F22	at Florida A&M	W	69-59
F24	at Beth.-Cookman	L	67-61
M1	North Carolina A&T	W	65-60
M3	S.C. State	W	90-68
M8	at Norfolk State	W	73-53
M12	vs. S.C. State	W	79-69
M14	vs. Florida A&M	W	68-67
M15	vs. Delaware State	W	69-57
M23	vs. Texas#	L	90-46

NCAA Tournament

2003-04
Record: 17-13 (H: 7-5, A: 7-3, N: 3-5)
MEAC: 14-4 (T-1st)
Coach: Patricia Cage-Bibbs
MEAC Regular Season Co-Champions
MEAC Tournament Champions

N21	Jacksonville St. (OT)	L	83-72
N24	at Wake Forest	L	64-43
N28	vs. Wisconsin	L	49-38
N29	vs. Chattanooga	L	88-57
D3	Arkansas State	L	77-54
D6	Norfolk State	W	65-48
D9	Toledo	L	61-60
D28	vs. Duke	L	90-59
D29	vs. Northwestern	L	58-45
J3	S.C. State	L	63-57
J5	North Carolina A&T	W	69-59
J10	at Florida A&M	L	56-54
J12	at Beth.-Cookman	W	69-54
J19	UMES	W	60-59
J24	at Delaware State	L	66-47
J26	at Howard	W	74-59
J31	Coppin State	L	61-60
F2	at Morgan State	W	65-47
F7	at S.C. State	W	76-39
F9	at N.C. A&T	W	72-60
F14	Florida A&M	W	71-46
F16	Bethune-Cookman	W	72-59
F23	at UMES	W	82-62
F28	Howard	W	81-56
M1	Delaware State	W	58-40
M6	at Norfolk State	W	73-60
M10	vs. UMES	W	77-64
M21	vs. Penn State#	L	79-42

NCAA Tournament

2004-05
Record: 14-13 (H: 8-2, A: 6-8, N: 0-3)
MEAC: 14-4 (2nd)
Coach: Walter Mebane

N19	Wake Forest (OT)	L	82-75
N26	vs. Louisville	L	63-55
N27	vs. Nebraska	L	72-54
D4`	Bethune-Cookman	W	77-65
D6	Florida A&M	W	57-52
D8	at North Texas	L	72-41
D12	at Norfolk State	W	58-45
D20	at UC-Davis	L	64-58
D21	at California	L	67-60
D30	at William & Mary	L	67-52
J2	Temple	L	73-64
J8	at N.C. A&T	W	72-58
J10	at S.C. State	W	66-51
J17	UMES	W	51-46
J22	at Del. State (OT)	W	66-47
J24	at Howard	W	81-72
J29	at Coppin State	L	74-60
J31	Morgan State	W	77-57
F5	at Beth.-Cookman	L	75-56
F7	at Florida A&M	W	72-64
F12	North Carolina A&T	W	75-53
F14	S.C. State	W	69-54
F21	at UMES	L	62-57
F26	Howard	W	61-52
F28	Delaware State	L	53-51
M4	Norfolk State	W	69-58
M9	vs. Norfolk State	L	64-53

2005-06
Record: 7-22 (H: 4-7, A: 2-13, N: 1-2)
MEAC: 6-12 (8th)
Coach: Walter Mebane

N11	at Richmond	L	77-47
N20	at La.-Lafayette	L	68-54
N22	at Grambling	L	91-80
N27	Temple	L	81-38
D1	Norfolk State	W	80-64
D3	at Brown	L	86-71
D4	vs. Arkansas State	L	97-71
D17	William & Mary	L	66-57
D19	at Georgia State	L	64-59
D29	at James Madison	L	68-50
J3	at Beth.-Cookman	L	77-71
J7	UMES	L	68-55
J9	Howard	W	74-61
J14	at Morgan State	L	79-74
J16	at Coppin State	L	65-48
J21	Delaware State	W	64-59
J28	S.C. State	L	75-62
J30	North Carolina A&T	L	73-69
F4	at UMES	L	59-51
F6	at Howard	L	101-70
F11	Morgan State	W	64-59
F13	Coppin State	L	64-39
F16	at Norfolk State	W	79-69
F18	at Delaware State	W	65-58
F24	at S.C. State	L	67-66
F27	at N.C. A&T	L	63-60
M1	Florida A&M	L	58-57
M7	vs. Norfolk State	W	65-60
M8	vs. Coppin State	L	70-57

HAMPTON UNIVERSITY WOMEN'S BASKETBALL

YEAR-BY-YEAR RESULTS

2006-07
Record: 15-13 (H: 9-5, A: 5-7, N: 1-1)
MEAC: 11-7 (5th)

Coach: Walter Mebane

N10	at Bucknell	L	85-77
N17	North Texas	W	65-64
N19	Georgia State	W	62-55
N22	Louisiana-Lafayette	L	57-44
N28	Grambling State	W	68-57
D2	at Norfolk State	L	70-66
D9	James Madison	L	54-45
D18	vs. Alabama State	W	74-67
D19	at UAB	L	66-47
D31	at Radford	L	62-54
J3	at Howard	W	78-66
J6	at Beth.-Cookman	W	67-40
J8	at Florida A&M	W	70-60
J13	Morgan State (OT)	L	65-61
J15	Coppin State (OT)	L	63-56
J20	at Delaware State	W	58-52
J27	at S.C. State	W	71-66
J29	at N.C. A&T	L	91-69
F3	Bethune-Cookman	W	62-48
F5	Florida A&M	W	81-64
F10	at Morgan State	L	61-51
F12	at Coppin State	L	68-45
F17	Del. State (OT)	W	61-57
F21	Norfolk State	W	60-58
F24	S.C. State	W	63-54
F26	North Carolina A&T	L	73-63
F28	UMES	W	76-41
M8	vs. Morgan State	L	63-59

2007-08
Record: 18-13 (H: 10-2, A: 6-8, N: 2-3)
MEAC: 10-6 (T-2nd)

Coach: Walter Mebane

N9	Georgetown	W	52-50
N11	at St. Louis (OT)	W	71-57
N17	Bucknell	W	53-51
N21	at Charlotte	L	72-47
N25	Radford	W	71-54
N30	at Air Force (OT)	L	85-84
D1	vs. Ohio	L	70-64
D20	at Alabama (OT)	L	63-60
D28	vs. Tenn.-Martin	W	57-47
D29	vs. Bowling Green	L	79-70
D30	at Iowa State	L	66-47
J5	at Howard	W	73-61
J12	Bethune-Cookman	W	73-67
J14	Florida A&M	W	80-72
J19	at S.C. State	W	71-59
J21	at WSSU	W	58-38
J26	Coppin State	L	64-54
J28	Morgan State	W	67-61
F2	at Norfolk State	W	68-51
F4	at N.C. A&T	L	73-41
F9	at Delaware State	L	58-35
F11	at UMES	W	68-64
F16	S.C. State	L	64-61
F18	WSSU	W	65-41
F23	at Coppin State	L	63-60
F25	at Morgan State	L	73-54
M1	Norfolk State	W	82-61
M3	North Carolina A&T	W	85-84
M6	Howard	W	74-46
M13	vs. UMES	W	55-49
M14	vs. N.C. A&T (OT)	L	74-71

2008-09
Record: 16-16 (H: 7-5, A: 5-10, N: 4-1)
MEAC: 9-7 (T-5th)

Coach: Walter Mebane

N14	at East Carolina	L	74-58
N18	UNC-Charlotte	L	69-46
N22	Alabama	L	68-60
N25	at Georgetown	L	82-55
N29	at Temple	L	79-50
D6	Howard	W	64-52
D19	at William & Mary	W	72-59
D21	at UNC-Wilmington	L	69-57
D28	at Montana	L	88-47
D29	vs. Nevada	W	62-59
J6	St. Louis	L	65-52
J10	at Beth.-Cookman	W	67-59
J12	at Florida A&M	L	68-59
J17	S.C. State	W	67-62
J19	WSSU	W	66-53
J24	at Coppin State	L	60-59
J26	at Morgan State	L	77-55
J31	Norfolk State	W	87-57
F2	North Carolina A&T	L	75-69
F7	Del. State (OT)	W	68-64
F9	UMES	W	57-47
F14	at S.C. State	W	77-59
F16	at WSSU	W	65-48
F21	Coppin State	W	80-63
F23	Morgan State (OT)	L	90-87
F28	at Norfolk State	W	73-48
M2	at N.C. A&T (OT)	L	81-72
M5	at Howard	L	69-49
M10	vs. Norfolk State	W	68-49
M12	vs. Delaware State	W	58-56
M13	vs. Florida A&M	W	70-58
M14	vs. N.C. A&T	L	76-54

2009-10
Record: 20-12 (H: 10-3, A: 6-7, N: 4-2)
MEAC: 12-4 (T-2nd)

Coach: David Six
MEAC Tournament Champions

N19	William & Mary	W	71-66
N22	UNC-Wilmington	W	66-52
N24	at Richmond	L	64-46
N27	at SMU	L	84-71
N28	vs. Fresno State	L	66-54
D5	at Howard	L	48-47
D8	Temple	L	54-51
D12	East Carolina	L	65-61
D20	at Old Dominion	L	83-64
D23	Radford	W	63-43
D28	vs. Georgia Tech	L	63-54
D29	vs. Bryant	W	68-48
J9	Coppin State	L	58-52
J11	Morgan State	W	74-37
J16	at Norfolk State (OT)	W	63-59
J18	at N.C. A&T	L	82-81
J23	Bethune-Cookman	W	81-44
J25	Florida A&M	W	67-54
J30	at Delaware State	W	62-43
F1	at UMES	W	64-48
F6	at S.C. State	W	67-47
F8	at WSSU	W	67-26
F13	Norfolk State	W	68-47
F15	North Carolina A&T	W	90-80
F20	at Beth.-Cookman	L	62-53
F22	at Florida A&M	W	65-48
F27	Delaware State	W	47-41
M4	Howard	W	55-43
M10	vs. UMES	W	65-41
M12	vs. Beth.-Cookman	W	58-38
M13	vs. S.C. State	W	57-46
M20	at Duke#	L	72-37

#NCAA Tournament

2010-11
Record: 25-7 (H: 11-2, A: 11-4, N: 4-1)
MEAC: 15-1 (1st)

Coach: David Six

MEAC Reg. Season, Tournament Champions			
N12	at JMU**	W	69-64
N15	at S. Dakota State**	L	76-64
N19	at Charlotte**	L	64-57
N23	Richmond	L	71-43
N27	Jacksonville	L	49-42
N29	at Radford	W	52-51
D4	Howard	W	68-52
D8	at East Carolina	W	69-63
D10	Florida	W	69-54
D19	IPFW (2OT)	W	78-77
D29	vs. Troy	W	61-43
D30	at Georgia State	W	74-44
J6	at Wake Forest	L	62-49
J8	at Coppin State	W	76-56
J10	at Morgan State	W	68-37
J15	Norfolk State	W	75-54
J17	North Carolina A&T	W	71-36
J22	at Beth.-Cookman	L	55-51
J24	at Florida A&M	W	59-47
J29	Delaware State	W	52-29
J31	UMES	W	47-29
F5	S.C. State	W	77-57
F7	N.C. Central	W	79-44
F12	at Norfolk State	W	74-53
F14	at N.C. A&T	W	74-66
F19	Bethune-Cookman*	W	Forfeit
F21	Florida A&M	W	88-49
F26	at Delaware State	W	77-64
M3	at Howard	W	60-54
M9	vs. S.C. State	W	78-55
M11	vs. Coppin State	W	70-46
M12	vs. Howard	W	61-42
M19	vs. Kentucky (OT)#	L	66-62

*counts as conference win, not overall win

**Preseason WNIT

#NCAA Tournament

2011-12
Record: 26-5 (H: 9-1, A: 13-3, N: 4-1)
MEAC: 15-1 (1st)

Coach: David Six

MEAC Reg. Season, Tournament Champions			
N12	at Pittsburgh	W	60-37
N19	at Jacksonville	W	68-55
N22	at Florida	L	63-46
N26	at IPFW	W	79-62
N28	at Chicago State	W	66-39
D3	S.C. State	W	73-41
D5	Savannah State	W	59-40
D10	UMCB	W	75-47
D19	at UAB	L	43-38
D22	at Boston College	W	71-63
D28	vs. Cent. Michigan	W	77-51
D29	at Tulane	L	66-53
J2	East Carolina	W	76-48
J7	Howard	W	63-40
J14	at Coppin State	W	78-50
J16	at Morgan State	W	83-51
J21	Norfolk State	W	92-43
J23	at Howard	W	52-39
J28	Coppin State (OT)	L	69-66
J30	Morgan State	W	74-60
F6	at Delaware State	W	72-33
F11	at Norfolk State	W	68-46
F18	UMES	W	47-29
F20	Delaware State	W	71-44
F25	at Florida A&M	W	46-43

HAMPTON UNIVERSITY WOMEN'S BASKETBALL

YEAR-BY-YEAR RESULTS

F27	at Beth.-Cookman	W	54-30
M1	at N.C. Central	W	86-35
M7	vs. Norfolk State	W	61-40
M9	vs. Coppin State	W	64-43
M10	vs. Howard	W	54-53
M17	vs. Stanford#	L	73-51

#NCAA Tournament

2012-13

Record: 28-6 (H: 11-0, A: 13-1, N: 4-5)

MEAC: 16-0 (1st)

Coach: David Six

MEAC Reg. Season, Tournament Champions

N9	at Southern Miss	W	78-41
N11	at Miss. State	W	56-48
N16	LSU	W	67-58
N18	Chicago State	W	87-35
N22	vs. South Carolina	L	45-34
N23	vs. DePaul	L	68-67
N24	vs. FGCU	L	70-59
D1	at S.C. State	W	59-46
D3	at Savannah State	W	70-40
D7	at UMBC	W	81-36
D20	vs. Prairie View	L	49-42
D21	vs. Evansville	W	64-45
D27	at Saint Peter's	W	62-40
D30	at Virginia Tech	L	55-45
J2	Boston College	W	60-57
J6	at American (OT)	W	61-58
J12	at Howard	W	52-50
J19	Morgan State	W	66-60
J21	Coppin State	W	58-50
J26	at Norfolk State	W	76-41
J28	Howard	W	67-45
F2	at Morgan State	W	81-60
F4	at Coppin State	W	68-59
F11	Delaware State	W	75-56
F18	Norfolk State	W	83-42
F20	at UMES	W	78-47
F25	at Delaware State	W	49-41
M2	Florida A&M	W	59-39
M4	Bethune-Cookman	W	74-28
M7	N.C. Central	W	51-30
M13	vs. Delaware State	W	63-28
M15	vs. Coppin State	W	78-52
M16	vs. Howard	W	59-38
M24	vs. Duke#	L	67-51

#NCAA Tournament

2013-14

Record: 28-5 (H: 12-1, A: 10-3, N: 6-1)

MEAC: 16-0 (1st)

Coach: David Six

MEAC Reg. Season, Tournament Champions

N10	Saint Peter's	W	64-37
N16	Southern Miss	W	74-58
N20	at LSU	L	73-54
N23	at Texas State	W	72-63
N26	at UCSB	L	66-62
N29	vs. Utah State	W	98-88
N30	vs. Santa Clara	W	70-48
D4	American	L	58-46
D7	Florida A&M	W	70-67
D9	Bethune-Cookman	W	43-35
D18	at Drexel	W	50-47
D21	Kansas State (2OT)	W	86-75
D29	vs. Brown	W	71-50
D30	at Georgia Tech	L	89-70
J1	Virginia Tech	W	70-60
J11	at Delaware State	W	79-39
J18	Coppin State	W	80-52
J20	Morgan State	W	99-45

J25	at Savannah State	W	70-46
J27	at S.C. State	W	78-47
F1	at Coppin State	W	83-75
F3	at Morgan State	W	90-46
F8	Howard	W	76-64
F10	UMES	W	54-35
F15	at Norfolk State	W	93-59
F22	at Howard	W	59-52
F24	at UMES	W	90-62
M1	Norfolk State	W	83-54
M6	North Carolina A&T	W	54-51
M12	vs. Howard	W	71-55
M14	vs. Savannah State	W	65-49
M15	vs. Coppin State	W	50-47
M23	vs. Michigan State#	L	91-61

#NCAA Tournament

2014-15

Record: 19-13 (H: 8-3, A: 9-9, N: 2-1)

MEAC: 14-2 (1st)

Coach: David Six

MEAC Regular Season Champions

N16	at Northwestern	L	62-36
N18	at Quinnipiac	L	67-59
N21	at Kansas State	L	66-46
N25	Washington State	L	74-60
D2	at Lehigh	L	85-67
D5	at Penn	W	58-43
D6	at Richmond	W	64-53
D8	Morgan State	W	63-43
D17	South Carolina	L	69-49
D20	at James Madison	L	85-53
D22	at DePaul	L	86-67
D29	vs. Bowling Green	W	64-53
D30	vs. Auburn	W	44-42
J5	Princeton	L	75-63
J10	at Beth.-Cookman	W	61-54
J12	at Florida A&M	W	80-52
J17	North Carolina A&T	W	54-48
J19	N.C. Central	W	75-36
J24	at Savannah State	L	61-55
J26	at S.C. State	W	88-53
J31	at Norfolk State (OT)	L	71-66
F7	UMES	W	71-43
F9	Howard	W	80-61
F16	at Morgan State	W	78-44
F21	Delaware State	W	74-61
F23	Coppin State	W	69-44
F28	at Howard	W	106-57
M2	at Delaware State	W	78-63
M5	Norfolk State	W	64-49
M11	vs. UMES	L	52-50
M19	at Drexel*	W	45-42
M24	at West Virginia*	L	57-39

*Postseason WNIT

2015-16

Record: 14-17 (H: 6-5, A: 5-11, N: 3-1)

MEAC: 11-5 (3rd)

Coach: David Six

N13	at Iowa State	L	95-59
N16	at Wash. State	L	68-61
N19	at Oregon	L	86-51
N22	at UTEP	L	78-54
N25	at Texas	L	79-52
N29	James Madison (OT)	L	68-56
D5	Drexel	L	57-36
D7	at Morgan State	W	65-51
D16	at South Carolina	L	86-48
D20	Lehigh	L	63-56
D28	vs. Wake Forest	W	47-42
D29	vs. Rhode Island (OT)	W	59-54

J1	at Stetson	L	68-59
J3	at Princeton	L	79-55
J9	Bethune-Cookman	W	60-45
J11	Florida A&M	L	66-59
J16	at N.C. A&T	W	55-52
J18	at N.C. Central	W	76-42
J23	Savannah State	W	65-53
J25	S.C. State	W	63-50
J30	Norfolk State	W	73-62
F6	at UMES	W	76-55
F8	at Howard (OT)	L	83-77
F15	Morgan State	W	60-47
F20	at Coppin State	L	68-64
F22	at Delaware State	W	63-54
F27	Howard	W	77-48
F29	Delaware State	L	89-81
M3	at Norfolk State	L	71-66
M10	vs. Howard	W	64-58
M11	vs. N.C. A&T	L	54-63

2016-17

Record: 20-13 (H: 8-2, A: 5-11, N: 7-0)

MEAC: 11-5 (3rd)

Coach: David Six

N11	at Northwestern	L	48-67
N13	at Iowa	L	51-84
N16	at N.C. State	L	56-81
N20	at South Carolina	L	38-92
N21	vs Saint Peter's	W	71-42
N22	vs Maine	W	58-49
N27	vs Lafayette	W	58-55
D2	at James Madison	L	50-71
D7	vs Temple	W	71-65
D15	vs Richmond	W	72-45
D18	at ODU	L	58-61
D29	at FGCU	L	49-60
D30	vs Samford	W	63-57
J4	vs N.C. A&T	W	64-57
J9	vs Savannah State	W	75-46
J14	at Delaware State	W	83-52
J16	N.C. Central	W	60-36
J21	at Norfolk State	W	58-57
J25	vs S.C. State	W	80-46
J30	vs Coppin State	W	78-54
F1	vs UMES	L	65-68
F4	at Savannah State	L	51-55
F6	S.C. State	W	51-50
F11	vs Howard	L	62-67
F18	at Beth-Cookman	L	55-66
F20	at Florida A&M	L	44-62
F25	at Morgan State	W	71-58
F27	vs Norfolk State	W	77-65
M2	at Coppin State	W	65-61
M9	vs UMES	W	66-56
M10	vs N.C. A&T	W	64-62
M11	vs Beth-Cookman	W	52-49
M18	at Duke	L	31-94

2017-18

Record: 18-14 (H: 8-3, A: 7-9, N: 3-2)

MEAC: 12-4 (3rd)

Coach: David Six

N10	at North Carolina	W	70-66
N17	at Elon	L	59-82
N21	at Virginia	L	62-66
N24	vs. Brown	L	66-73
N25	vs. San Jose State	W	81-73
N28	at Oregon	L	45-87
D3	Quinnipiac	L	58-64
D7	at Temple	L	56-65
D20	at TCU	L	68-90
D28	at Chattanooga	L	52-64

HAMPTON UNIVERSITY WOMEN'S BASKETBALL

YEAR-BY-YEAR RESULTS

D30	at Samford	L	61-66
J3	Columbia	W	60-58
J6	at UMES	W	70-65
J12	Delaware State	W	66-62
J15	ODU	W	50-42
J20	at Savannah State	W	81-53
J22	at S.C. State	L	70-78
J27	Florida A&M	W	66-65
J29	Beth.-Cookman	L	56-61
J31	Coppin State	W	67-35
F3	at N.C. A&T	W	63-51
F5	at N.C. Central	W	62-53
F8	at Howard	L	63-68
F10	Norfolk State	L	48-63
F12	at Coppin State	W	83-48
F17	S.C. State	W	60-42
F19	Savannah State	W	88-41
F24	Morgan State	W	63-60
M1	at Norfolk State	W	70-56
M8	vs. Morgan State	W	66-57
M9	vs. Beth.-Cookman	W	61-60
M10	vs. N.C. A&T (OT)	L	65-72

2018-19

Record: 16-14 (H: 10-4, A: 6-7, N: 0-3)

Big South: 12-6 (3rd)

Coach: David Six

N7	at Florida Atlantic	W	72-68
N16	Chattanooga	L	50-58
N20	James Madison	W	72-65
N28	Samford	W	64-57
D2	Elon	L	62-77
D5	at N.C. State	L	51-83
D15	Mid-Atlantic Chr.	W	115-48
D19	Stephen F. Austin	L	68-70
D20	Sacramento State	L	61-65
D29	at Cornell	L	53-79
J2	at Columbia	L	63-88
J5	at Charleston So.	W	74-66
J8	at UNC Asheville	W	61-58
J10	Radford	W	68-54
J15	Longwood	W	66-40
J19	at Campbell	L	46-52
J22	at Winthrop	W	84-63
J26	Gardner-Webb	W(ot)	82-80
J29	USC Upstate	W	67-43
F2	at High Point	L	73-82
F5	Presbyterian	W	79-62
F12	Campbell	W	61-50
F16	Charleston So.	L	57-72
F19	at Gardner-Webb	L	46-68
F23	at Longwood	W	86-70
F26	at Presbyterian	W	82-68
M2	High Point	L	98-104
M6	at Radford	L	59-84
M9	Winthrop	W	88-63
M14	vs. Campbell	L	63-85

HAMPTON UNIVERSITY WOMEN'S BASKETBALL

ALL-TIME OPPONENT INDEX

AIR FORCE ACADEMY (Air Force leads series, 1-0) H: 0-0 A: 0-1 N: 0-0 Nov. 30, 2007 (A-OT) L 84-85	Jan. 2, 1997 (H) W 73-67 Feb. 26, 1997 (A) L 71-73 Mar. 3, 1997 (N) W 59-52 Jan. 19, 1998 (A) W 61-35 Feb. 16, 1998 (H) W 73-52 Jan. 16, 1999 (A) L 59-65 Feb. 20, 1999 (H) W 75-58 Jan. 29, 2000 (A) W 89-57 Mar. 2, 2000 (H) W 86-75 Jan. 26, 2001 (H) W 79-65 Jan. 25, 2002 (A-OT) W 67-65 Jan. 20, 2003 (H) W 71-55 Feb. 24, 2003 (A) L 61-67 Jan. 12, 2004 (A) W 69-54 Feb. 16, 2004 (H) W 72-59 Dec. 4, 2004 (H) W 77-65 Feb. 5, 2005 (A) L 56-75 Jan. 3, 2006 (A) L 71-77 Jan. 6, 2007 (A) W 67-40 Feb. 3, 2007 (H) W 62-48 Jan. 12, 2008 (H) W 73-67 Jan. 10, 2009 (A) W 67-59 Jan. 23, 2010 (H) W 81-44 Feb. 20, 2010 (A) L 53-62 March 12, 2010 (N) W 58-38 Jan. 22, 2011 (A) L 51-55 Feb. 19, 2011 (H) W Forfeit Feb. 27, 2012 (A) W 54-30 March 4, 2013 (H) W 74-28 Dec. 9, 2013 (H) W 43-35 Jan. 10, 2015 (A) W 61-54 Jan. 9, 2016 (H) W 60-45 Feb. 18, 2017 (A) L 56-66 Mar. 11, 2017 (H) W 52-49 Jan. 29, 2018 (H) L 56-61 March 9, 2018 (N) W 61-60	Feb. 1, 1989 (A) W 78-39 Feb. 18, 1989 (H) W 110-48 Feb. 1, 1990 (H) W 78-42 Feb. 17, 1990 (A) W 62-45 Dec. 10, 1990 (H) W 84-50 Feb. 16, 1991 (A) W 82-66 Dec. 9, 1991 (A) W 82-53 Feb. 22, 1992 (H) W 78-69 Dec. 7, 1992 (A) W 66-44 Feb. 19, 1993 (H) W 75-37 Dec. 7, 1993 (H) W 74-66 Feb. 18, 1994 (A) W 73-61 Dec. 6, 1994 (A) L 43-56 Feb. 17, 1995 (H-OT) W 66-65
ALABAMA-BIRMINGHAM, UNIVERSITY of (UAB leads the series, 2-0) H: 0-0 A: 0-2 N: 0-0 Dec. 19, 2006 (A) L 47-66 Dec. 19, 2011 (A) L 38-43		BOWLING GREEN UNIVERSITY (Hampton leads the series, 2-1) H: 0-0 A: 0-0 N: 2-1 Dec. 30, 1999 (N) W 78-70 Dec. 29, 2007 (N) L 70-79 Dec. 29, 2014 (N) W 64-53
ALABAMA, UNIVERSITY of (Alabama leads series, 2-0) H: 0-1 A: 0-1 N: 0-0 Dec. 20, 2007 (A-OT) L 60-63 Nov. 22, 2008 (H) L 60-68		BRIDGEWATER COLLEGE (The series is tied, 1-1) H: 1-0 A: 0-1 N: 0-0 Dec. 16, 1977 (A) L 67-74 Dec. 15, 1978 (H) W 77-58
ALABAMA STATE UNIVERSITY (Series Tied, 1-1) H: 0-0 A: 0-0 N: 1-1 Dec. 7, 2001 (N) L 75-80 Dec. 18, 2006 (N) W 74-67		BROOKLYN COLLEGE (Hampton leads the series, 1-0) H: 0-0 A: 0-0 N: 1-0 Dec. 9, 1983 (N) W 70-47
ALBANY STATE UNIVERSITY (Albany State leads the series, 3-0) H: 0-1 A: 0-2 N: 0-0 Mar. 29, 1978 (A) L 61-86 Nov. 27, 1992 (H) L 72-77 Dec. 3, 1993 (A) L 71-74		BROWN UNIVERSITY (Brown leads the series, 2-1) H: 0-0 A: 0-0 N: 1-2 Dec. 3, 2005 (N) L 71-86 Dec. 29, 2013 (N) W 71-50 Nov. 24, 2017 (N) L 66-73
AMERICAN UNIVERSITY (Series Tied, 1-1) H: 0-1 A: 1-0 N: 0-0 Jan. 6, 2013 (A-OT) W 61-58 Dec. 4, 2013 (H) L 46-58		BRYANT UNIVERSITY (Hampton leads the series 1-0) H: 0-0 A: 0-0 N: 1-0 Dec. 29, 2009 (N) W 68-48
ARKANSAS, UNIVERSITY of (Arkansas leads the series, 1-0) H: 0-0 A: 0-0 N: 0-1 Nov. 29, 2002 (N) L 41-78	BLOOMSBURG UNIVERSITY (Bloomsburg leads the series, 1-0) H: 0-0 A: 0-1 N: 0-0 Dec. 11, 1988 (A) L 61-67	BUCKNELL UNIVERSITY (Bucknell leads the series, 3-1) H: 1-1 A: 0-2 N: 0-0 Nov. 30, 1999 (A) L 71-85 Nov. 20, 2000 (H) L 71-80 Nov. 10, 2006 (A) L 77-85 Nov. 17, 2007 (H) W 53-51
ARKANSAS STATE UNIVERSITY (Arkansas State leads, 2-1) H: 0-1 A: 1-0 N: 0-1 Dec. 18, 2002 (A) W 73-69 Dec. 3, 2003 (H) L 54-77 Dec. 4, 2005 (N) L 71-97	BOSTON COLLEGE (Hampton leads the series, 2-0) H: 1-0 A: 1-0 N: 0-0 Dec. 22, 2011 (A) W 71-63 Jan. 2, 2013 (H) W 60-57	BUFFALO, UNIVERSITY of (Buffalo leads the series, 1-0) H: 0-0 A: 0-1 N: 0-0 Dec. 8, 1995 (A) L 45-91
ASSUMPTION COLLEGE (Assumption leads the series, 1-0) H: 0-0 A: 0-0 N: 0-1 Jan. 4, 1989 (N) L 61-80	BOWIE STATE UNIVERSITY (Hampton leads the series, 27-3) H: 15-1 A: 12-2 N: 0-0 Nov. 20, 1980 (A) L 66-92 Jan. 15, 1981 (H) L 70-80 Nov. 23, 1981 (A) W 79-75 Jan. 28, 1982 (H) W 81-77 Dec. 8, 1982 (A) W 77-70 Jan. 26, 1983 (H) W 95-52 Jan. 8, 1984 (A) W 106-98 Feb. 12, 1984 (H) W 104-63 Feb. 4, 1985 (H) W 113-46 Feb. 14, 1985 (H) W 105-47 Feb. 4, 1986 (H) W 102-49 Feb. 14, 1986 (A) W 98-59 Jan. 29, 1987 (A) W 92-44 Feb. 22, 1987 (H) W 100-58 Nov. 21, 1987 (H) W 111-43 Feb. 20, 1988 (A) W 93-56	CALIFORNIA UNIVERSITY (PA) (California leads the series, 1-0) H: 0-0 A: 0-1 N: 0-0 Nov. 23, 1991 (A) L 45-82
AUBURN UNIVERSITY (Hampton leads the series, 1-0) H: 0-0 A: 0-0 N: 1-0 Dec. 30, 2014 (N) W 44-42		CALIFORNIA, UNIVERSITY of (Berkeley) (Cal-Berkeley leads the series, 1-0) H: 0-0 A: 0-1 N: 0-1 Dec. 21, 2005 (A) L 60-67
BENNETT COLLEGE (Hampton leads the series, 1-0) H: 0-0 A: 1-0 N: 0-0 Jan. 28, 1991 (A) W 89-53		
BETHUNE-COOKMAN UNIVERSITY (Hampton leads the series, 27-9) H: 15-1 A: 8-8 N: 4-0		

HAMPTON UNIVERSITY WOMEN'S BASKETBALL

ALL-TIME OPPONENT INDEX

CALIFORNIA, UNIVERSITY of (Davis) (Cal-Davis leads the series, 1-0) H: 0-0 A: 0-1 N: 0-1 Dec. 20, 2004 (A) L 58-64	Nov. 23, 1990 (H) W 113-71 Dec. 31, 1992 (A) L 68-72 Nov. 26, 1993 (H) W 102-74	Mar. 8, 2006 (N) L 57-70 Jan. 15, 2007 (H-OT) L 56-63 Feb. 12, 2007 (A) L 45-68 Jan. 26, 2008 (H) L 54-64 Feb. 23, 2008 (A) L 60-63 Jan. 24, 2009 (A) L 59-60 Feb. 21, 2009 (H) W 80-63 Jan. 9, 2010 (H) L 52-58 Jan. 8, 2011 (A) W 76-56 March 11, 2011 (N) W 70-46 Jan. 14, 2012 (A) W 76-50 Jan. 28, 2012 (H-OT) L 66-69 March 9, 2012 (N) W 64-43 Jan. 21, 2013 (H) W 58-50 Feb. 4, 2013 (A) W 68-59 March 15, 2013 (N) W 78-52 Jan. 18, 2014 (H) W 80-52 Feb. 1, 2014 (A) W 83-75 March 15, 2014 (N) W 50-47 Feb. 23, 2015 (H) W 69-44 Feb. 20, 2016 (A) L 64-68 Jan. 30, 2017 (H) W 78-54 Mar. 2, 2017 (A) W 65-61 Jan. 31, 2018 (H) W 67-35 Feb. 12, 2018 (A) W 83-48
CALIFORNIA, UNIV. of (Santa Barbara) (UC Santa Barbara leads the series, 1-0) H: 0-0 A: 0-1 N: 0-0 Nov. 26, 2013 (A) L 62-66	CLAFLIN COLLEGE (Claflin leads the series, 1-0) H: 0-0 A: 0-0 N: 0-1 Jan. 8, 1993 (N) L 60-70	
CAL. STATE POLYTECHNIC (POMONA) (Cal Poly-Pomona leads the series, 1-0) H: 0-0 A: 0-0 N: 0-1 Mar. 21, 1985 (N) L 51-91	CLARK ATLANTA UNIVERSITY (Hampton leads the series, 2-0) H: 0-0 A: 1-0 N: 1-0 Nov. 19, 1988 (A) W 77-61 Nov. 17, 1989 (N) W 77-57	
CAMPBELL UNIVERSITY (Campbell leads series, 2-1) H: 1-0 A: 0-1 N: 0-1 Jan. 19, 2019 (A) L 46-52 Feb. 12, 2019 (H) W 61-50 Mar. 14, 2019 (N) L 63-85	CLINCH VALLEY COLLEGE (Hampton leads the series, 1-0) H: 0-0 A: 0-0 N: 1-0 Mar. 1, 1979 (N) W 101-71	
CENTRAL FLORIDA, UNIVERSITY of (Central Florida leads the series, 1-0) H: 0-0 A: 0-1 N: 0-0 Nov. 28, 1995 (A) L 70-107	COASTAL CAROLINA UNIVERSITY (The series is tied, 1-1) H: 1-0 A: 0-1 N: 0-0 Dec. 1, 1996 (A) L 69-91 Nov. 29, 1997 (H) W 74-57	
CENTRAL MICHIGAN UNIVERSITY (Hampton leads the series, 1-0) H: 0-0 A: 0-0 N: 1-0 Dec. 28, 2011 (N) W 77-51	COLUMBIA UNION COLLEGE (Hampton leads the series, 2-1) H: 1-0 A: 1-1 N: 0-0 Nov. 20, 1993 (H) W 74-71 Jan. 20, 1994 (A) L 68-79 Dec. 4, 1994 (A) W 73-39	CORNELL UNIVERSITY (Cornell leads series, 1-0) H: 0-0 A: 0-1 N: 0-0 Dec. 29, 2018 (A) L 53-79
CHARLESTON, COLLEGE of (Hampton leads the series, 1-0) H: 0-0 A: 1-0 N: 0-0 Jan. 24, 1996 (A-OT) W 76-74	COLUMBIA UNIVERSITY (series tied 1-1) H: 1-0 A: 0-1 N: 0-0 Jan. 3, 2018 (H) W 60-58 Jan. 2, 2019 (A) L 63-88	DELAWARE STATE UNIVERSITY (Hampton leads the series, 37-13) H: 18-6 A: 15-7 N: 4-0 Nov. 16, 1979 (H) L 68-76 Dec. 1, 1982 (H) W 82-66 Dec. 10, 1983 (A) L 83-90 Jan. 16, 1986 (H) W 106- 77 Jan. 10, 1987 (A) W 83-74 Dec. 7, 1987 (H) W 121-54 Jan. 12, 1989 (A) W 96-72 Jan. 26, 1996 (H) L 44-60 Jan. 22, 1997 (A) L 94-98 Mar. 1, 1997 (H) L 73-79 Jan. 26, 1998 (H) W 93-65 Feb. 23, 1998 (A) W 72-65 Jan. 7, 1999 (H) W 65-62 Jan. 30, 1999 (A) L 67-68 Jan. 17, 2000 (H) L 76-80 Feb. 21, 2000 (A) L 72-73 Jan. 12, 2001 (H) W 73-49 Feb. 17, 2001 (A) L 57-70 Jan. 19, 2002 (H) W 76-45 Feb. 21, 2002 (A) W 49-40 Feb. 1, 2003 (H) W 75-56 Mar. 15, 2003 (N) W 69-57 Jan. 24, 2004 (A) L 47-66 Mar. 1, 2004 (H) W 56-40 Mar. 13, 2004 (N) W 65-50 Jan. 22, 2005 (A) W 52-50 Feb. 28, 2005 (H) L 51-53 Jan. 21, 2006 (H) W 64-59 Feb. 18, 2006 (A) W 65-58 Jan. 20, 2007 (A) W 58-52 Feb. 17, 2007 (H-OT) W 61-57 Feb. 9, 2008 (A) L 36-58 Feb. 7, 2009 (H-OT) W 68-64
CHARLESTON SOUTHERN UNIVERSITY (Charleston Southern leads the series, 2-1) H: 0-1 A: 1-1 N: 0-0 Jan. 2, 1996 (A) L 82-83 Jan. 5, 2019 (A) W 74-66 Feb. 16, 2019 (H) L 57-72	CONNECTICUT, UNIVERSITY of (Connecticut leads the series, 1-0) H: 0-0 A: 0-0 N: 0-1 Mar. 17, 2000 (N) L 45-116	
CHEYNEY UNIVERSITY (The series is tied, 1-1) H: 0-1 A: 1-0 N: 0-0 Jan. 29, 1990 (H-OT) L 65-68 Nov. 17, 1990 (A) W 82-56	COPPIN STATE UNIVERSITY (Hampton leads the series, 29-16) H: 11-7 A: 11-8 N: 7-1 Feb. 10, 1996 (H) L 56-57 Jan. 11, 1997 (H) W 78-64 Jan. 18, 1997 (A) L 47-59 Jan. 24, 1998 (H) W 75-67 Feb. 21, 1998 (A) W 72-61 Jan. 23, 1999 (H) W 82-66 Jan. 22, 2000 (A) W 73-57 Mar. 9, 2000 (N) W 67-65 Jan. 8, 2001 (A) L 76-79 Feb. 12, 2001 (H) W 104-71 Dec. 3, 2001 (A) W 72-61 Feb. 4, 2002 (H) W 73-47 Mar. 7, 2002 (N) W 60-52 Jan. 13, 2003 (H) W 37-35 Feb. 18, 2003 (A-OT) W 88-85 Jan. 31, 2004 (H) L 60-61 Mar. 12, 2004 (N) W 76-58 Jan. 29, 2005 (A) L 60-74 Jan. 16, 2006 (A) L 48-65 Feb. 13, 2006 (H) L 39-64	
CHICAGO STATE UNIVERSITY (Hampton leads the series, 2-0) H: 1-0 A: 1-0 N: 0-0 Nov. 28, 2011 (A) W 66-39 Nov. 18, 2012 (H) W 87-35		
CHRISTOPHER NEWPORT UNIVERSITY (Hampton leads the series, 9-2) H: 5-1 A: 4-1 N: 0-0 1976-77 (H) W 69-28 Nov. 12, 1977 (H) W 70-30 Dec. 5, 1977 (A) W 93-40 Nov. 27, 1978 (A) W 66-35 Nov. 21, 1981 (A) W 86-68 Dec. 6, 1982 (H) L 56-69 Feb. 6, 1984 (A) W 67-46 Jan. 8, 1985 (H) W 99-74		

HAMPTON UNIVERSITY WOMEN'S BASKETBALL

ALL-TIME OPPONENT INDEX

March 12, 2009 (N) W 58-56	EAST STROUDSBURG UNIVERSITY (Hampton leads the series, 1-0) H: 0-0 A: 1-0 N: 0-0	Dec. 7, 1991 (A) W 81-79	EVANSVILLE, UNIVERSITY of (Hampton leads the series, 1-0) H: 0-0 A: 0-0 N: 1-0	Dec. 21, 2012 (N) W 64-45
Jan. 30, 2010 (A) W 62-43	EASTERN Mennonite UNIVERSITY (Hampton leads the series, 2-0) H: 1-0 A: 1-0 N: 0-0	Feb. 21, 1978 (A) W 44-41	FAYETTEVILLE STATE UNIVERSITY (Hampton leads the series, 15-6) H: 5-1 A: 5-4 N: 5-1	1976-77 (A) L 47-85
Feb. 27, 2010 (H) W 47-41	Jan. 27, 1979 (H) W 79-53	Jan. 2, 1978 (H) W 51-47	Feb. 2, 1978 (H) W 51-47	Jan. 24, 1979 (A) L 73-81
Jan. 29, 2011 (H) W 52-29	ELIZABETH CITY STATE UNIVERSITY (Hampton leads the series, 32-12) H: 19-3 A: 12-8 N: 1-1	Jan. 26, 1976 (H) L 48-57	Jan. 24, 1979 (A) L 73-81	Feb. 14, 1980 (N) W 64-63
Feb. 26, 2011 (A) W 77-64	Jan. 26, 1976 (H) L 48-57	Feb. 7, 1976 (A) L 30-39	Feb. 14, 1980 (N) W 64-63	Feb. 18, 1982 (N) L 45-57
Feb. 6, 2012 (A) W 72-33	Feb. 7, 1976 (A) L 30-39	1976-77 (A) L 36-39	Feb. 18, 1983 (N) W 83-82	Feb. 18, 1983 (N) W 83-82
Feb. 20, 2012 (H) W 71-44	1976-77 (H) W 65-60	1976-77 (H) W 65-60	Dec. 8, 1984 (A) L 77-94	Dec. 8, 1984 (A) L 77-94
Feb. 11, 2013 (H) W 75-56	Jan. 28, 1978 (A) W 89-45	Jan. 28, 1978 (A) W 89-45	Feb. 28, 1985 (N) W 81-60	Feb. 28, 1985 (N) W 81-60
Feb. 25, 2013 (A) W 49-41	Feb. 13, 1978 (H) W 92-61	Feb. 13, 1978 (H) W 92-61	Dec. 9, 1985 (H) W 123-63	Dec. 9, 1985 (H) W 123-63
March 13, 2013 (N) W 63-28	Jan. 11, 1979 (A) W 90-70	Jan. 11, 1979 (A) W 90-70	Feb. 18, 1987 (A) W 99-79	Feb. 18, 1987 (A) W 99-79
Jan. 11, 2014 (A) W 79-39	Jan. 22, 1979 (H) W 73-69	Jan. 22, 1979 (H) W 73-69	Nov. 24, 1987 (H) W 142-68	Nov. 24, 1987 (H) W 142-68
Feb. 21, 2015 (H) W 74-61	Jan. 24, 1980 (A) L 75-76	Jan. 24, 1980 (A) L 75-76	Nov. 28, 1988 (A) W 84-58	Nov. 28, 1988 (A) W 84-58
March 2, 2015 (A) W 78-63	Feb. 4, 1980 (H) L 67-70	Feb. 4, 1980 (H) L 67-70	Nov. 28, 1989 (H) W 64-59	Nov. 28, 1989 (H) W 64-59
Feb. 22, 2016 (A) W 63-54	Feb. 15, 1980 (N) L 68-78	Feb. 15, 1980 (N) L 68-78	Feb. 15, 1990 (A) W 76-70	Feb. 15, 1990 (A) W 76-70
Feb. 29, 2016 (H) L 81-89	Jan. 26, 1981 (H) W 100-94	Jan. 26, 1981 (H) W 100-94	Nov. 29, 1990 (A) W 112-86	Nov. 29, 1990 (A) W 112-86
Jan. 14, 2017 (A) W 83-52	Feb. 9, 1981 (A) L 72-86	Feb. 9, 1981 (A) L 72-86	Feb. 18, 1991 (N) W 85-83	Feb. 18, 1991 (N) W 85-83
Jan. 12, 2018 (H) W 66-62	Jan. 9, 1982 (H) W 77-66	Jan. 9, 1982 (H) W 77-66	Nov. 27, 1991 (H) W 66-57	Nov. 27, 1991 (H) W 66-57
DELTA STATE UNIVERSITY (Delta State leads the series, 1-0) H: 0-0 A: 0-1 N: 0-0	Feb. 8, 1982 (A) L 69-77	Feb. 8, 1982 (A) L 69-77	Nov. 24, 1992 (N) W 62-43	Nov. 24, 1992 (A-OT) W 102-96
Mar. 15, 1986 (A) L 61-82	Nov. 30, 1982 (A) W forfeit	Nov. 30, 1982 (A) W forfeit	Nov. 22, 1993 (H-OT) L 89-100	Nov. 22, 1993 (H-OT) L 89-100
DePAUL UNIVERSITY (DePaul leads the series, 2-0) H: 0-0 A: 1-0 N: 0-1	Jan. 8, 1983 (H) W 68-52	Jan. 8, 1983 (H) W 68-52	Nov. 22, 1994 (A) L 51-76	Nov. 22, 1994 (A) L 51-76
Nov. 23, 2012 (N) L 67-68	Jan. 23, 1984 (H) W 98-81	Jan. 23, 1984 (H) W 98-81	FLORIDA, UNIVERSITY of (Florida leads the series, 2-1) H: 1-0 A: 0-2 N: 0-0	Dec. 30, 1997 (A) L 55-92
Dec. 22, 2014 (A) L 67-86	Feb. 7, 1984 (A) L 70-76	Feb. 7, 1984 (A) L 70-76	Dec. 30, 1997 (A) L 55-92	Dec. 30, 1997 (A) L 55-92
DISTRICT of COLUMBIA, UNIVERSITY of the (Hampton leads the series, 4-2) H: 3-1 A: 1-1 N: 0-0	Jan. 12, 1985 (A) W 111-79	Jan. 12, 1985 (A) W 111-79	Dec. 10, 2010 (H) W 69-54	Dec. 10, 2010 (H) W 69-54
Feb. 25, 1986 (A-OT) L 105-106	Jan. 17, 1985 (H) W 96-78	Jan. 17, 1985 (H) W 96-78	Nov. 22, 2011 (A) L 46-63	Nov. 22, 2011 (A) L 46-63
Jan. 20, 1987 (H) W 90-69	Jan. 23, 1986 (H) W 115-62	Jan. 23, 1986 (H) W 115-62	FLORIDA A&M UNIVERSITY (Hampton leads the series, 25-12) H: 13-5 A: 8-6 N: 4-1	Jan. 4, 1997 (H) L 58-76
Mar. 11, 1988 (H) W 58-50	Feb. 7, 1986 (A) W 94-74	Feb. 7, 1986 (A) W 94-74	Jan. 4, 1997 (H) L 58-76	Jan. 4, 1997 (H) L 58-76
Jan. 7, 1989 (H) L 42-97	Jan. 22, 1987 (A) W 95-71	Jan. 22, 1987 (A) W 95-71	Feb. 5, 1997 (A) L 65-69	Feb. 5, 1997 (A) L 65-69
Jan. 30, 1993 (H) W 78-53	Feb. 6, 1987 (H) W 90-60	Feb. 6, 1987 (H) W 90-60	Jan. 17, 1998 (A) W 65-62	Jan. 17, 1998 (A) W 65-62
Feb. 16, 1993 (A) W 82-56	Jan. 14, 1988 (A) W 125-65	Jan. 14, 1988 (A) W 125-65	Feb. 14, 1998 (H) W 57-55	Feb. 14, 1998 (H) W 57-55
DREXEL UNIVERSITY (Hampton leads the series, 2-1) H: 0-1 A: 2-0 N: 0-0	Jan. 20, 1988 (H) W 140-65	Jan. 20, 1988 (H) W 140-65	Mar. 6, 1998 (N) W 66-60	Mar. 6, 1998 (N) W 66-60
Dec. 18, 2013 (A) W 50-47	Feb. 23, 1988 (N) W 119-94	Feb. 23, 1988 (N) W 119-94	Jan. 18, 1999 (A) W 77-71	Jan. 18, 1999 (A) W 77-71
March 19, 2015 (A) W 45-42	Jan. 18, 1989 (A) W 98-77	Jan. 18, 1989 (A) W 98-77	Feb. 22, 1999 (H) W 75-66	Feb. 22, 1999 (H) W 75-66
Dec. 5, 2015 (H) L 36-57	Jan. 26, 1989 (H) W 122-90	Jan. 26, 1989 (H) W 122-90	Mar. 6, 1999 (N) L 47-69	Mar. 6, 1999 (N) L 47-69
DUKE UNIVERSITY (Duke leads the series, 6-0) H: 0-0 A: 0-1 N: 0-5	Jan. 11, 1990 (A) L 65-83	Jan. 11, 1990 (A) L 65-83	Jan. 31, 2000 (A) L 84-85	Jan. 31, 2000 (A) L 84-85
Dec. 8, 1998 (A) L 47-83	Jan. 16, 1990 (H) L 69-71	Jan. 16, 1990 (H) L 69-71	Mar. 4, 2000 (H) L 63-67	Mar. 4, 2000 (H) L 63-67
Nov. 28, 2002 (N) L 34-71	Jan. 10, 1991 (H) W 78-59	Jan. 10, 1991 (H) W 78-59	Jan. 29, 2001 (A) L 75-88	Jan. 29, 2001 (A) L 75-88
Dec. 28, 2003 (N) L 59-90	Jan. 15, 1991 (A) W 88-82	Jan. 15, 1991 (A) W 88-82	Mar. 8, 2001 (N) W 77-51	Mar. 8, 2001 (N) W 77-51
March 20, 2010 (N) L 37-72	Nov. 30, 1991 (H) W 85-69	Nov. 30, 1991 (H) W 85-69	Jan. 28, 2002 (H) L 58-64	Jan. 28, 2002 (H) L 58-64
March 24, 2013 (N) L 67-51	Jan. 8, 1992 (A) W 80-58	Jan. 8, 1992 (A) W 80-58	Jan. 18, 2003 (H) W 68-63	Jan. 18, 2003 (H) W 68-63
Mar. 18, 2017 (N) L 31-94	Jan. 14, 1992 (H) W 75-38	Jan. 14, 1992 (H) W 75-38	Feb. 22, 2003 (A) W 69-59	Feb. 22, 2003 (A) W 69-59
EAST CAROLINA UNIVERSITY (East Carolina leads the series, 5-2) H: 1-2 A: 1-3 N: 0-0	Jan. 12, 1993 (A) W 77-63	Jan. 12, 1993 (A) W 77-63	Mar. 14, 2003 (N) W 68-67	Mar. 14, 2003 (N) W 68-67
Feb. 5, 1985 (A) L 75-87	Jan. 28, 1993 (H) W 64-43	Jan. 28, 1993 (H) W 64-43	Jan. 10, 2004 (A) L 54-56	Jan. 10, 2004 (A) L 54-56
Dec. 30, 1996 (A) L 77-102	Jan. 12, 1994 (H) W 78-50	Jan. 12, 1994 (H) W 78-50	Feb. 14, 2004 (H) W 71-46	Feb. 14, 2004 (H) W 71-46
Nov. 18, 1997 (H) L 58-59	Jan. 27, 1994 (A) W 66-63	Jan. 27, 1994 (A) W 66-63	Dec. 6, 2004 (H) W 77-52	Dec. 6, 2004 (H) W 77-52
Nov. 14, 2008 (A) L 58-74	Jan. 11, 1995 (A) L 53-58	Jan. 11, 1995 (A) L 53-58	Feb. 7, 2005 (A) W 72-64	Feb. 7, 2005 (A) W 72-64
Dec. 12, 2009 (H) L 61-65	Jan. 26, 1995 (H) W 60-44	Jan. 26, 1995 (H) W 60-44	Mar. 1, 2006 (H) L 57-58	Mar. 1, 2006 (H) L 57-58
Dec. 8, 2010 (A) W 69-63	Dec. 17, 1996 (H) W 103-63	Dec. 17, 1996 (H) W 103-63	Jan. 8, 2007 (A) W 70-60	Jan. 8, 2007 (A) W 70-60
Jan. 2, 2012 (H) W 76-48	ELON UNIVERSITY (Elon leads series 2-1) H: 0-1 A: 0-1 N: 1-0	Dec. 28, 2001 (N) W 78-73	Feb. 5, 2007 (H) W 81-64	Feb. 5, 2007 (H) W 81-64
	Dec. 2, 2018 (H) L 62-77	Nov. 17, 2017 (A) L 59-82	Jan. 14, 2008 (H) W 80-72	Jan. 14, 2008 (H) W 80-72
		Dec. 2, 2018 (H) L 62-77	Jan. 12, 2009 (A) L 59-68	Jan. 12, 2009 (A) L 59-68
			March 13, 2009 (N) W 70-58	March 13, 2009 (N) W 70-58
			Jan. 25, 2010 (H) W 67-54	Jan. 25, 2010 (H) W 67-54

HAMPTON UNIVERSITY WOMEN'S BASKETBALL

ALL-TIME OPPONENT INDEX

Feb. 22, 2010	(A)	W	65-48
Jan. 24, 2011	(A)	W	59-47
Feb. 21, 2011	(H)	W	88-49
Feb. 25, 2012	(A)	W	46-43
March 2, 2013	(H)	W	59-39
Dec. 7, 2013	(H)	W	70-67
Jan. 12, 2015	(A)	W	80-52
Jan. 11, 2016	(H)	L	59-66
Feb. 20, 2017	(A)	L	44-62
Jan. 27, 2018	(H)	W	66-65

FLORIDA ATLANTIC UNIVERSITY (Florida Atlantic leads the series, 2-1)

H: 0-1 A: 1-1 N: 0-0

Nov. 25, 1989	(H)	L	82-86
Nov. 30, 1995	(A)	L	55-74
Nov. 7, 2018	(A)	W	72-68

FLORIDA GULF COAST UNIVERSITY (Florida Gulf Coast leads the series, 2-0)

H: 0-0 A: 0-1 N: 0-1

Nov. 24, 2013	(N)	L	70-59
Dec. 29, 2016	(A)	L	49-60

FORT MONROE (Hampton leads the series, 1-0)

H: 0-0 A: 1-0 N: 0-0

Jan. 19, 1976	(A)	W	35-26
---------------	-----	---	-------

FORT VALLEY STATE UNIVERSITY (Fort Valley State leads the series, 1-0)

H: 0-0 A: 0-1 N: 0-0

Dec. 4, 1993	(A)	L	63-82
--------------	-----	---	-------

FRESNO STATE UNIVERSITY (Fresno State leads the series, 1-0)

H: 0-0 A: 0-0 N: 0-1

Nov. 28, 2009	(N)	L	54-66
---------------	-----	---	-------

GARDNER-WEBB UNIVERSITY (Gardner-Webb leads the series, 2-1)

H: 1-0 A: 0-1 N: 0-1

Dec. 30, 1994	(N)	L	64-71
Jan. 26, 2019	(H)	W (OT)	82-80
Feb. 19, 2019	(A)	L	46-68

GEORGE MASON UNIVERSITY (The series is tied, 5-5)

H: 3-1 A: 2-2 N: 0-2

Jan. 30, 1978	(H)	W	75-55
Feb. 20, 1979	(A)	W	75-59
Jan. 26, 1980	(H)	W	65-53
Mar. 1, 1980	(N)	L	58-67
Dec. 6, 1980	(H)	L	78-82
Jan. 31, 1981	(A)	L	69-85
Nov. 20, 1981	(H)	W	79-78
Jan. 14, 1982	(A)	W	88-57
Mar. 6, 1982	(N)	L	82-85
Dec. 4, 1982	(A)	L	59-73

GEORGETOWN (Series Tied, 1-1)

H: 1-0 A: 0-1 N: 0-0

Nov. 9, 2007	(H)	W	52-50
Nov. 25, 2008	(A)	L	55-82

GEORGIA STATE UNIVERSITY (Hampton leads the series, 2-1)

H: 1-0 A: 1-1 N: 0-0

Dec. 19, 2005	(A)	L	59-64
Nov. 19, 2006	(H)	W	62-55
Dec. 30, 2010	(A)	W	74-44

GEORGIA TECH (Georgia Tech leads the series, 2-0)

H: 0-0 A: 0-1 N: 0-1

Dec. 28, 2009	(N)	L	54-63
Dec. 30, 2013	(A)	L	70-89

GEORGIA, UNIVERSITY of (Georgia leads the series, 1-0)

H: 0-0 A: 0-1 N: 0-0

Dec. 9, 1999	(A)	L	46-107
--------------	-----	---	--------

GRAMBLING STATE UNIVERSITY (Grambling State leads the series, 2-1)

H: 1-0 A: 0-1 N: 0-1

Nov. 24, 2000	(N)	L	84-88
Nov. 22, 2005	(A)	L	80-91
Nov. 28, 2006	(H)	W	65-57

HIGH POINT UNIVERSITY (High Point leads series 2-0)

H: 0-1 A: 0-1 N: 0-0

Feb. 2, 2019	(A)	L	73-82
Mar. 2, 2019	(H)	L	98-104

HOWARD UNIVERSITY (Hampton leads the series, 33-23)

H: 15-7 A: 11-13 N: 7-3

Jan. 12, 1976	(A)	L	37-50
Nov. 28, 1982	(H)	W	83-56
Jan. 18, 1995	(A)	L	60-78
Jan. 31, 1996	(A)	L	47-89
Feb. 3, 1996	(H)	L	53-79
Jan. 27, 1997	(A)	L	60-70
Feb. 8, 1997	(H)	L	57-67
Mar. 5, 1997	(N)	L	59-83
Jan. 8, 1998	(A)	L	79-98
Feb. 28, 1998	(H)	L	81-88
Mar. 7, 1998	(N)	L	70-78
Jan. 4, 1999	(A)	W	74-67
Feb. 8, 1999	(H)	W	68-63
Jan. 15, 2000	(H)	L	72-79
Feb. 19, 2000	(A)	L	59-80
Mar. 10, 2000	(N)	W	78-67
Dec. 4, 2000	(H)	L	69-78
Feb. 5, 2001	(A)	L	87-96
Mar. 9, 2001	(N)	L	83-86
Jan. 21, 2002	(H)	L	70-71
Feb. 25, 2002	(A-OT)	L	79-84
Mar. 8, 2002	(N)	W	66-60
Jan. 6, 2003	(A)	W	81-77
Feb. 10, 2003	(H)	W	95-69
Jan. 26, 2004	(A)	W	74-59
Feb. 28, 2004	(H)	W	81-56
Jan. 24, 2005	(A)	W	81-72
Feb. 26, 2005	(H)	W	61-52
Jan. 9, 2006	(H)	W	74-61
Feb. 6, 2006	(A)	L	70-101
Jan. 3, 2007	(A)	W	78-66
Jan. 5, 2008	(A)	W	73-61

March 6, 2008	(H)	W	74-46
Dec. 6, 2008	(H)	W	64-52
March 5, 2009	(A)	L	49-69
Dec. 5, 2009	(A)	L	47-48
March 4, 2010	(H)	W	55-43
Dec. 4, 2010	(H)	W	68-52
March 3, 2011	(A)	W	60-54
March 12, 2011	(N)	W	61-42
Jan. 7, 2012	(H)	W	63-40
Jan. 23, 2012	(A)	W	52-39
March 10, 2012	(N)	W	54-53
Jan. 12, 2013	(A)	W	52-50
Jan. 28, 2013	(H)	W	67-45
March 16, 2013	(N)	W	59-38
Feb. 8, 2014	(H)	W	76-64
Feb. 22, 2014	(A)	W	59-52
March 12, 2014	(N)	W	71-55
Feb. 9, 2015	(H)	W	80-61
Feb. 28, 2015	(A)	W	106-57
Feb. 8, 2016	(A-OT)	L	77-83
Feb. 27, 2016	(H)	W	77-48
March 10, 2016	(N)	W	64-58
Feb. 11, 2017	(H)	L	62-67
Feb. 8, 2018	(A)	L	63-68

IPFW (Hampton leads the series, 4-0)

H: 2-0 A: 2-0 N: 0-0

Nov. 29, 1986	(H)	W	92-45
Dec. 4, 1987	(A)	W	94-63
Dec. 19, 2010	(H-2OT)	W	78-77
Nov. 26, 2011	(A)	W	79-62

IONA COLLEGE (Hampton leads the series, 1-0)

H: 0-0 A: 1-0 N: 0-0

Dec. 7, 1996	(A)	W	66-58
--------------	-----	---	-------

IOWA STATE UNIVERSITY (Iowa State leads series, 3-0)

H: 0-0 A: 0-3 N: 0-0

Dec. 30, 2007	(A)	L	47-66
Nov. 13, 2015	(A)	L	59-95
Nov. 13, 2016	(A)	L	51-84

JACKSON STATE UNIVERSITY (Jackson State leads the series, 1-0)

H: 0-1 A: 0-0 N: 0-0

March 15, 1979	(H)	L	63-84
----------------	-----	---	-------

JACKSONVILLE, UNIVERSITY of (Series tied, 1-1)

H: 0-1 A: 1-0 N: 0-0

Nov. 27, 2010	(H)	L	42-49
Nov. 19, 2011	(A)	W	68-55

JACKSONVILLE STATE UNIVERSITY (Jacksonville State leads the series, 2-0)

H: 0-1 A: 0-1 N: 0-0

Dec. 9, 2002	(A)	L	68-85
Nov. 21, 2003	(H-OT)	L	72-83

JAMES MADISON UNIVERSITY (James Madison leads the series, 4-2)

H: 1-1 A: 1-3 N: 0-0

Dec. 29, 2005	(A)	L	50-68
Dec. 9, 2006	(H)	L	45-54

HAMPTON UNIVERSITY WOMEN'S BASKETBALL

ALL-TIME OPPONENT INDEX

Feb. 4, 2006	(A)	L	51-59	Feb. 10, 1997	(A)	L	71-78	Dec. 29, 2008	(N)	W	62-59
Feb. 28, 2007	(H)	W	76-41	Dec. 11, 1997	(H)	W	68-56	NEW HAVEN, UNIVERSITY of			
Feb. 11, 2008	(A)	W	68-64	Feb. 26, 1998	(A)	W	78-66	(New Haven leads the series, 2-0)			
March 13, 2008	(N)	W	56-49	Mar. 5, 1998	(N)	W	63-48	H: 0-0 A: 0-1 N: 0-1			
Feb. 9, 2009	(H)	W	57-47	Jan. 25, 1999	(A)	W	50-40	Mar. 14, 1987	(A)	L	65-63
Feb. 1, 2010	(A)	W	67-26	Mar. 5, 1999	(N)	W	67-52	Jan. 3, 1989	(N)	L	52-68
March 10, 2010	(N)	W	65-41	Jan. 24, 2000	(H)	W	87-73	NORFOLK STATE UNIVERSITY			
Jan. 31, 2011	(H)	W	47-29	Jan. 4, 2001	(A)	L	90-93	(Hampton leads the series, 57-36)			
Feb. 18, 2012	(H)	W	47-29	Feb. 10, 2001	(H)	W	97-73	H: 26-13 A: 22-18 N: 9-5			
Feb. 20, 2013	(A)	W	78-47	Dec. 1, 2001	(A)	W	69-67	Dec. 2, 1975	(H)	L	39-66
Feb. 10, 2014	(H)	W	54-35	Feb. 2, 2002	(H)	W	75-44	Dec. 9, 1975	(A)	L	44-57
Feb. 24, 2014	(A)	W	90-62	Jan. 11, 2003	(H)	W	80-45	Dec. 10, 1975	(A)	L	37-80
Feb. 7, 2015	(H)	W	71-43	Feb. 13, 2003	(A)	W	96-62	1976-77	(H)	L	49-66
March 11, 2015	(N)	L	50-52	Feb. 2, 2004	(A)	W	65-47	1976-77	(A)	L	47-65
Feb. 6, 2015	(A)	W	76-55	Jan. 31, 2005	(H)	W	77-57	Nov. 19, 1977	(H)	L	57-63
Feb. 1, 2017	(H)	L	65-68	Jan. 14, 2006	(A)	L	74-79	Jan. 17, 1978	(A)	L	56-69
Mar. 9, 2017	(N)	W	66-56	Feb. 11, 2006	(H)	W	64-59	Jan. 16, 1979	(N)	L	45-69
Jan. 6, 2018	(A)	W	70-65	Jan. 13, 2007	(H-OT)	L	61-65	Jan. 29, 1979	(H)	L	57-64
MARY WASHINGTON COLLEGE				Feb. 10, 2007	(A)	L	51-61	Jan. 14, 1980	(A)	W	72-48
(Hampton leads the series, 1-0)				Mar. 8, 2007	(N)	L	59-63	Jan. 28, 1980	(H)	W	53-50
H: 1-0 A: 0-0 N: 0-0				Jan. 28, 2008	(H)	W	67-61	Feb. 12, 1980	(N)	W	55-46
Jan. 27, 1978	(H)	W	61-39	Feb. 25, 2008	(A)	L	54-73	Dec. 2, 1980	(H)	L	49-65
MERCYHURST COLLEGE				Jan. 26, 2009	(A)	L	55-77	Feb. 2, 1981	(A)	L	53-58
(Hampton leads the series, 1-0)				Feb. 23, 2009	(H-OT)	L	87-90	Dec. 5, 1981	(H)	L	65-68
H: 0-0 A: 0-0 N: 1-0				Jan. 11, 2010	(H)	W	74-37	Feb. 6, 1982	(A)	L	57-77
Nov. 22, 1991	(N)	W	76-74	Jan. 10, 2011	(A)	W	68-37	Jan. 18, 1983	(H)	L	77-83
MIAMI, UNIVERSITY of				Jan. 16, 2012	(A)	W	83-51	Feb. 1, 1983	(A)	L	70-74
(Miami leads the series, 1-0)				Jan. 30, 2012	(H)	W	74-60	Jan. 17, 1984	(A)	W	92-62
H: 0-0 A: 0-1 N: 0-0				Jan. 19, 2013	(H)	W	66-60	Jan. 31, 1984	(H-OT)	W	88-87
Dec. 12, 1998	(A)	L	52-84	Feb. 2, 2013	(A)	W	81-60	Jan. 15, 1984	(H)	W	86-69
MIAMI UNIVERSITY (OH)				Jan. 20, 2014	(H)	W	99-45	Feb. 12, 1985	(A)	W	74-69
(Miami leads the series, 1-0)				Feb. 3, 2014	(A)	W	90-46	Jan. 21, 1986	(A)	L	76-89
H: 0-0 A: 0-0 N: 0-1				Dec. 8, 2014	(H)	W	63-43	Feb. 11, 1986	(H)	W	91-65
Nov. 14, 1998	(N)	L	80-81	Feb. 16, 2015	(A)	W	78-44	Mar. 1, 1986	(N)	L	69-70
MICHIGAN STATE UNIVERSITY				Dec. 7, 2015	(A)	W	65-51	Mar. 8, 1986	(H)	W	73-60
(Michigan State leads the series, 1-0)				Feb. 15, 2016	(H)	W	60-47	Jan. 13, 1987	(H)	W	73-55
H: 0-0 A: 0-0 N: 0-1				Feb. 25, 2017	(A)	W	71-58	Feb. 10, 1987	(A)	W	75-71
March 23, 2014	(N)	L	61-91	Feb. 24, 2018	(H)	W	63-60	Feb. 27, 1987	(N)	W	75-64
MID-ATLANTIC CHRISTIAN UNIV.				March 8, 2018	(N)	W	66-57	Jan. 12, 1988	(A)	W	81-78
(Hampton leads series, 1-0)				MORRIS BROWN COLLEGE				Feb. 9, 1988	(N)	W	84-58
H: 1-0 A: 0-0 N: 0-0				(Hampton leads the series, 110)				Jan. 10, 1989	(N)	W	57-55
Dec. 15, 2018	(H)	W	115-48	H: 0-0 A: 1-0 N: 0-0				Feb. 7, 1989	(A)	W	94-83
MISSISSIPPI STATE UNIVERSITY				MOUNT OLIVE COLLEGE				Jan. 9, 1990	(H)	W	forfeit
(Hampton leads the series, 1-0)				(Hampton leads the series, 2-0)				Feb. 6, 1990	(A)	W	forfeit
H: 0-0 A: 1-0 N: 0-0				H: 1-0 A: 0-0 N: 1-0				Jan. 8, 1991	(H)	L	77-92
Nov. 12, 2012	(A)	W	56-48	Feb. 8, 1986	(H)	W	104-47	Feb. 5, 1991	(A)	L	66-80
MONTANA, UNIVERSITY of				Dec. 31, 1994	(N)	W	73-63	Feb. 23, 1991	(N)	L	68-87
(Montana leads the series, 1-0)				MOUNT ST. MARY'S (Md.) COLLEGE				Feb. 4, 1992	(A)	L	70-71
H: 0-0 A: 0-1 N: 0-0				(Hampton leads the series, 3-0)				Feb. 15, 1992	(H)	L	75-96
Dec. 28, 2008	(A)	L	47-88	H: 1-0 A: 2-0 N: 0-0				Feb. 2, 1993	(H)	L	61-85
MORGAN STATE UNIVERSITY				Mar. 12, 1985	(H)	W	81-74	Feb. 13, 1993	(A)	W	92-87
(Hampton leads the series, 33-11)				Mar. 11, 1986	(A)	W	86-83	Feb. 1, 1994	(A)	L	63-71
H: 18-2 A: 12-8 N: 3-1				Mar. 10, 1987	(A)	W	80-65	Feb. 12, 1994	(H)	L	55-73
Nov. 23, 1979	(A)	L	40-64	NEBRASKA				Feb. 25, 1994	(N)	W	80-78
Dec. 8, 1986	(H)	W	121-33	(Nebraska leads the series, 1-0)				Jan. 31, 1995	(H)	L	55-72
Feb. 17, 1996	(A)	L	49-77	H: 0-0 A: 0-0 N: 0-1				Feb. 11, 1995	(A)	L	64-92
Feb. 27, 1996	(H)	W	76-66	Nov. 27, 2004	(N)	L	54-72	Feb. 21, 1995	(N)	L	51-89
Jan. 25, 1997	(H)	W	64-50	NEVADA, UNIVERSITY of				Jan. 13, 1998	(H)	W	77-69
				(Hampton leads the series, 1-0)				Feb. 9, 1998	(A)	W	66-39
				H: 0-0 A: 0-0 N: 1-0				Jan. 28, 1999	(H)	W	79-55
								Feb. 27, 1999	(A)	L	63-75
								Dec. 6, 1999	(H-OT)	W	79-73
								Feb. 26, 2000	(A-OT)	W	74-72
								Mar. 11, 2000	(N)	W	66-64
								Dec. 9, 2000	(A)	W	62-58

HAMPTON UNIVERSITY WOMEN'S BASKETBALL

ALL-TIME OPPONENT INDEX

Mar. 3, 2001	(H)	W	60-54	Feb. 27, 2006	(A)	L	60-63	NORTH CAROLINA STATE UNIVERSITY
Feb. 7, 2002	(H)	W	67-64	Jan. 29, 2007	(A)	L	69-91	N.C. State leads series, 2-0)
Mar. 2, 2002	(A)	L	48-59	Feb. 27, 2007	(H)	L	63-73	H: 0-0 A: 0-2 N: 0-0
Mar. 9, 2002	(N)	L	52-61	Feb. 4, 2008	(A)	L	41-73	Nov. 16, 2016 (A) L 56-81
Dec. 7, 2002	(H)	W	65-48	March 3, 2008	(H)	W	85-84	Dec. 5, 2018 (A) L 51-83
Mar. 8, 2003	(A)	W	73-53	March 14, 2008	(N-OT)	L	71-74	NORTH CAROLINA-WILMINGTON, UNIV. of
Dec. 6, 2003	(H)	W	65-48	Feb. 2, 2009	(H)	L	69-75	(UNC-Wilmington leads the series, 2-1)
Mar. 6, 2004	(A)	W	73-60	March 2, 2009	(A-OT)	L	72-81	H: 1-0 A: 0-2 N: 0-0
Dec. 1, 2005	(H)	W	80-64	March 14, 2009	(N)	L	54-76	Nov. 29, 1996 (A) L 70-93
Feb. 16, 2006	(A)	W	79-69	Jan. 18, 2010	(A)	L	81-82	Dec. 21, 2008 (A) L 57-69
Mar. 7, 2006	(N)	W	65-60	Feb. 15, 2010	(H)	W	90-80	Nov. 22, 2009 (H) W 66-52
Dec. 2, 2006	(A)	L	66-70	Jan. 17, 2011	(H)	W	71-36	NORTH DAKOTA STATE UNIVERSITY
Feb. 21, 2007	(H)	W	60-58	Feb. 14, 2011	(A)	W	74-66	(Hampton leads the series, 1-0)
Feb. 2, 2008	(A)	W	68-51	March 6, 2014	(H)	W	54-51	H: 0-0 A: 1-0 N: 0-0
March 1, 2008	(H)	W	82-61	Jan. 17, 2015	(H)	W	54-48	Mar. 25, 1988 (A) W 72-63
Jan. 31, 2009	(H)	W	87-57	Jan. 16, 2016	(A)	W	55-52	NORTHERN IOWA, UNIVERSITY of
Feb. 28, 2009	(A)	W	73-48	March 11, 2016	(N)	L	54-63	(Hampton leads the series, 1-0)
March 10, 2009	(N)	W	68-49	Jan. 4, 21017	(H)	W	64-57	H: 0-0 A: 0-0 N: 1-0
Jan. 16, 2010	(A-OT)	W	63-59	Mar. 10, 2017	(N)	W	64-62	Nov. 25, 2001 (N) W 67-61
Feb. 13, 2010	(H)	W	68-47	Feb. 3, 2018	(A)	W	63-51	NORTH TEXAS, UNIVERSITY of
Jan. 15, 2011	(H)	W	75-54	Mar. 10, 2018	(N-OT)	L	65-72	(Series Tied, 1-1)
Feb. 12, 2011	(A)	W	74-53	NORTH CAROLINA CENTRAL UNIVERSITY				H: 1-0 A: 7-1 N: 3-1
Jan. 21, 2012	(H)	W	92-43	(Hampton leads the series, 21-2)				Jan. 12, 1983 (H) W 102076
Feb. 11, 2012	(A)	W	68-46	H: 11-0 A: 7-1 N: 3-1				Dec. 1, 1983 (A) W 79-71
March 7, 2012	(N)	W	61-40					Feb. 16, 1984 (N) L 76-80
Jan. 26, 2013	(A)	W	76-41					Dec. 3, 1984 (H) W 95-71
Feb. 18, 2013	(H)	W	83-42					Dec. 2, 1985 (A) W 88-79
Feb. 15, 2014	(A)	W	93-59					Dec. 1, 1986 (H) W 99-64
March 1, 2014	(H)	W	83-54					Feb. 1, 1988 (N) W 123-55
Jan. 31, 2015	(A-OT)	L	66-71					Feb. 15, 1989 (H) W 103-76
March 5, 2015	(H)	W	64-49					Nov. 30, 1989 (A) L 50-73
Jan. 30, 2016	(H)	W	73-62					Feb. 19, 1990 (N) W 65-64
March 3, 2016	(A)	L	66-71					Nov. 27, 1990 (H) W 83-56
Jan. 21, 2017	(A)	W	58-57					Jan. 5, 1992 (A) W 82-53
Feb. 27, 2017	(H)	W	77-65					Feb. 18, 1993 (H) W 74-60
Feb. 10, 2018	(H)	L	48-63					Jan. 6, 1994 (A) W 72-68
March 1, 2018	(A)	W	70-56					Jan. 5, 1995 (H) W 71-51
								Feb. 20, 1995 (N) W 51-31
								Feb. 7, 2011 (H) W 79-44
								March 1, 2012 (A) W 86-35
								March 7, 2013 (H) W 51-30
								Jan. 19, 2015 (H) W 75-36
								Jan. 18, 2016 (A) W 76-42
								Jan. 16, 2017 (H) W 60-36
								Feb. 5, 2018 (A) W 62-53
								NORTH CAROLINA ASHEVILLE, UNIV. of
								(Hampton leads the series, 2-0)
								H: 1-0 A: 1-0 N: 0-0
								Jan. 4, 1996 (H) W 58-56
								Jan. 8, 2019 (A) W 61-58
								NORTH CAROLINA CHARLOTTE, UNIV. of
								(Charlotte leads series, 3-0)
								H: 0-1 A: 0-2 N: 0-0
								Nov. 21, 2007 (A) L 47-72
								Nov. 18, 2008 (H) L 46-69
								Nov. 19, 2010 (A) L 57-64
								NORTH CAROLINA GREENSBORO, UNIV. of
								(UNC-Greensboro leads the series, 1-0)
								H: 0-0 A: 0-0 N: 0-1
								Mar. 7, 1991 (N) L 63-72
								ORAL ROBERTS UNIVERSITY
								(Oral Roberts leads the series, 1-0)
								H: 0-0 A: 0-1 N: 0-0
								Mar. 4, 1996 (A) L 62-86
								OREGON, UNIVERSITY of
								(Oregon leads the series, 2-0)
								H: 0-0 A: 0-2 N: 0-0
								Nov. 19, 2015 (A) L 51-86
								Nov. 28, 2017 (A) L 45-87
								PACE UNIVERSITY
								(Hampton leads the series, 2-0)
								H: 0-0 A: 0-0 N: 2-0
								Mar. 16, 1985 (N-OT) W 90-82

HAMPTON UNIVERSITY WOMEN'S BASKETBALL

ALL-TIME OPPONENT INDEX

Dec. 10, 1988	(N)	W	74-66	Nov. 15, 1980	(H)	W	72-69	Dec. 7, 1983	(H)	W	70-69
PAINE COLLEGE				Jan. 23, 1981	(A)	W	82-79	Jan. 10, 1986	(A)	W	94-84
(Paine leads the series, 1-0)				Dec. 8, 1981	(A)	L	73-89	Dec. 10, 1986	(H)	W	104-78
H: 0-1 A: 0-0 N: 0-0				Feb. 15, 1982	(H)	W	87-76	Dec. 9, 1987	(H)	W	108-75
Nov. 24, 1989	(H)	L	53-55	Mar. 4, 1982	(N)	L	69-78	Dec. 6, 1988	(H)	L	78-80
PENN STATE UNIVERSITY				Mar. 6, 1983	(N)	W	76-75	Dec. 7, 1989	(A)	L	67-78
(Penn State leads the series, 1-0)				Feb. 3, 1984	(H-2OT)	W	75-67	Dec. 5, 1990	(H)	W	74-65
H: 0-0 A: 0-0 N: 0-1				Mar. 3, 1984	(A)	W	83-70	Jan. 16, 1992	(A)	L	71-82
Mar. 21, 2004	(N)	L	42-79	Dec. 31, 2006	(A)	L	54-62	Dec. 2, 1992	(A-OT)	W	95-94
PENNSYLVANIA, UNIVERSITY of				Nov. 25, 2007	(H)	W	71-54	Feb. 26, 1993	(N)	L	63-79
(Hampton leads the series, 1-0)				Dec. 23, 2009	(H)	W	63-43	Jan. 8, 1994	(H)	W	86-80
H: 0-0 A: 1-0 N: 0-0				Nov. 29, 2010	(A)	W	52-51	Feb. 22, 1994	(N)	W	74-70
Dec. 5, 2014	(A)	W	58-43	Jan. 10, 2019	(H)	W	68-54	Jan. 7, 1995	(H)	L	64-72
PFEIFFER UNIVERSITY				Mar. 6, 2019	(A)	L	59-84	SAINT JOHN'S UNIVERSITY			
(Hampton leads the series, 1-0)				RANDOLPH-MACON COLLEGE				(The series is tied, 1-1)			
H: 0-0 A: 1-0 N: 0-0				(Hampton leads the series, 7-0)				H: 1-0 A: 0-1 N: 0-0			
Jan. 6, 1992	(A)	W	69-58	H: 3-0 A: 2-0 N: 2-0				Dec. 19, 1999	(A)	L	63-88
PITTSBURGH, UNIVERSITY of				Feb. 10, 1978	(H)	W	77-31	Jan. 17, 2001	(H)	W	73-65
(Series tied, 1-1)				Mar. 2, 1978	(N)	W	79-60	SAINT LOUIS UNIVERSITY			
H: 0-1 A: 1-0 N: 0-0				Nov. 18, 1978	(N)	W	91-43	(Saint Louis wins the series, 3-1)			
Dec. 11, 1999	(H)	L	65-86	Nov. 22, 1983	(H)	W	97-73	H: 0-2 A: 1-1 N: 0-0			
Nov. 12, 2011	(A)	W	60-37	Mar. 2, 1984	(A)	W	90-74	Dec. 22, 1999	(A)	L	66-76
PITTSBURGH-JOHNSTOWN, UNIVERSITY of				Nov. 20, 1984	(A)	W	84-80	Dec. 28, 2000	(H)	L	70-72
(Hampton leads the series, 2-0)				Nov. 26, 1985	(H)	W	88-60	Nov. 11, 2007	(A-OT)	W	71-57
H: 1-0 A: 0-0 N: 1-0				RHODE ISLAND, UNIVERSITY of				Jan. 6, 2010	(H)	L	52-65
Jan. 9, 1988	(N)	W	88-86	(Hampton leads the series, 1-0)				SAINT PAUL'S COLLEGE			
Mar. 19, 1988	(H)	W	80-74	H: 0-0 A: 0-0 N: 1-0				(Hampton leads the series, 36-6)			
PRESBYTERIAN COLLEGE				Dec. 29, 2015	(N-OT)	W	59-54	H: 19-1 A: 16-5 N: 1-0			
(Hampton leads the series, 2-1)				RICHMOND, UNIVERSITY of				Dec. 4, 1975	(A)	L	46-51
H: 1-1 A: 1-0 N: 0-0				(Hampton leads the series, 12-6)				Dec. 11, 1975	(H)	W	79-43
Mar. 8, 1994	(H)	L	53-62	H: 7-1 A: 4-4 N: 1-1				1976-77	(H)	W	61-57
Feb. 5, 2019	(H)	W	79-62	Feb. 8, 1979	(A)	W	64-48	1976-77	(A)	W	46-40
Feb. 26, 2019	(A)	W	82-68	Feb. 2, 1980	(H)	W	95-47	Jan. 14, 1978	(A)	W	68-61
PRAIRIE VIEW A&M UNIVERSITY				Feb. 29, 1980	(N)	W	98-44	Jan. 21, 1978	(H-OT)	W	55-48
(Prairie View A&M leads the series, 1-0)				Dec. 4, 1980	(A)	L	55-61	Jan. 13, 1979	(A)	L	56-67
H: 0-0 A: 0-0 N: 0-1				Feb. 4, 1981	(H)	W	74-62	Feb. 10, 1979	(H)	W	62-52
Dec. 20, 2012	(N)	L	49-42	Nov. 24, 1981	(A)	W	52-50	Jan. 12, 1980	(A)	W	65-57
PRINCETON UNIVERSITY				Feb. 4, 1982	(H-OT)	W	80-71	Feb. 9, 1980	(H)	W	69-61
(Princeton leads the series, 2-0)				Feb. 8, 1983	(A)	L	72-82	Nov. 24, 1980	(A)	L	65-70
H: 0-1 A: 0-1 N: 0-0				Nov. 25, 1983	(N)	L	70-72	Feb. 14, 1981	(H)	W	78-66
Jan. 5, 2015	(H)	L	63-75	Jan. 26, 1984	(H)	W	77-55	Jan. 16, 1982	(H)	W	81-50
Jan. 3, 2016	(A)	L	55-79	Dec. 10, 1984	(A)	W	87-83	Feb. 13, 1982	(A)	W	77-69
QUEENS COLLEGE (NC)				Jan. 30, 1986	(H)	W	73-64	Jan. 15, 1983	(A)	W	84-61
(Queens leads the series, 1-0)				Nov. 25, 1997	(H)	W	76-74	Feb. 12, 1983	(H)	W	78-43
H: 0-1 A: 0-0 N: 0-0				Nov. 11, 2005	(A)	L	47-77	Jan. 14, 1984	(H)	W	75-66
Nov. 25, 1994	(H)	L	46-63	Nov. 24, 2009	(A)	L	46-64	Feb. 11, 1984	(A)	W	94-58
QUINNIPIAC UNIVERSITY				Nov. 23, 2010	(H)	L	43-71	Jan. 19, 1985	(A)	W	91-70
(Quinnipiac leads the series, 2-0)				Dec. 6, 2014	(A)	W	64-53	Feb. 16, 1985	(H)	W	84-69
H: 0-1 A: 0-1 N: 0-0				Dec. 15, 2016	(H)	W	72-45	Jan. 18, 1986	(H)	W	83-76
Nov. 18, 2014	(A)	L	59-87	ROBERT MORRIS COLLEGE				Feb. 15, 1986	(A)	W	102-68
Dec. 3, 2017	(H)	L	58-64	(Hampton leads the series, 1-0)				Jan. 17, 1987	(A)	W	108-78
RADFORD UNIVERSITY				H: 0-0 A: 0-0 N: 1-0				Feb. 14, 1987	(H)	W	108-78
(Hampton leads the series, 11-4)				(Sacramento State leads series, 1-0)				Jan. 16, 1988	(A)	W	60-56
H: 6-0 A: 4-3 N: 1-1				H: 0-0 A: 0-0 N: 0-1				Feb. 13, 1988	(H)	W	111-67
Dec. 8, 1979	(A)	W	77-66	Dec. 20, 2018	(N)	L	61-65	Jan. 14, 1989	(A)	W	64-55
SAINT AUGUSTINE'S COLLEGE				SAINT JOHN'S UNIVERSITY				Feb. 11, 1989	(H)	W	83-57
(Hampton leads the series, 8-6)				(Hampton leads the series, 8-6)				Jan. 13, 1990	(H)	L	69-72
H: 5-2 A: 2-2 N: 1-2				H: 5-2 A: 2-2 N: 1-2				Feb. 10, 1990	(A)	L	72-75
Feb. 16, 1978	(N)	L	62-82	Feb. 16, 1978	(N)	L	62-82	Jan. 4, 1991	(N)	W	78-52

HAMPTON UNIVERSITY WOMEN'S BASKETBALL

ALL-TIME OPPONENT INDEX

Feb. 6, 1993 (H) W 76-66	Nov. 27, 1993 (H) W 77-49	H: 0-0 A: 0-1 N: 0-0
Jan. 3, 1994 (H) W 68-54	Dec. 11, 1993 (A) W 68-58	Nov. 15, 2010 (A) L 64-76
Feb. 5, 1994 (A) W 63-54	Feb. 26, 1994 (N) W 67-56	SOUTHEASTERN COLLEGE (Hampton leads the series, 1-0)
Jan. 2, 1995 (A) W 89-61	Dec. 10, 1994 (H) L 37-56	H: 1-0 A: 0-0 N: 0-0
Feb. 4, 1995 (H) W 74-56		Jan. 7, 1982 (H) W 92-47
Jan. 15, 1996 (A) W 69-37		SOUTHERN UNIVERSITY (Southern leads the series, 1-0)
SAINT PETER'S UNIVERSITY (Hampton leads the series, 3-0)	SLIPPERY ROCK UNIVERSITY (Slippery Rock leads the series, 1-0)	H: 0-0 A: 0-0 N: 0-1
H: 2-0 A: 1-0 N: 0-0	H: 0-1 A: 0-0 N: 0-0	Nov. 23, 2000 (N) L 73-78
Dec. 27, 2012 (A) W 62-40	Dec. 6, 1991 (H) L 81-85	SOUTH CAROLINA UPSTATE, UNIV. OF (Hampton leads series, 1-0)
Nov. 10, 2013 (H) W 64-37	SOUTH CAROLINA, UNIVERSITY of (South Carolina leads the series, 4-0)	H: 1-0 A: 0-0 N: 0-0
Nov. 21, 2016 (H) W 71-42	H: 0-1 A: 0-2 N: 0-1	Jan. 29, 2019 (H) W 67-43
SAMFORD UNIVERSITY (series tied 1-1)	Nov. 22, 2012 (N) L 45-34	SOUTHERN METHODIST UNIVERSITY (SMU leads the series 1-0)
H: 1-0 A: 0-1 N: 0-0	Dec. 17, 2014 (H) L 49-69	H: 0-0 A: 0-1 N: 0-0
Dec. 30, 2017 (A) L 61-66	Dec. 16, 2015 (A) L 48-86	Nov. 27, 2009 (A) L 71-84
Nov. 28, 2018 (H) W 64-57	Nov. 20, 2016 (A) L 38-92	SOUTHERN MISSISSIPPI, UNIVERSITY of (Hampton leads the series, 3-1)
SAN JOSE STATE UNIVERSITY (Hampton leads the series, 1-0)	SOUTH CAROLINA STATE UNIVERSITY (Hampton leads the series, 32-11)	H: 2-0 A: 1-1 N: 0-0
H: 0-0 A: 0-0 N: 1-0	H: 15-4 A: 14-6 N: 3-1	Dec. 21, 2001 (A) L 53-55
Nov. 25, 2017 (N) W 81-73	Mar. 10, 1978 (N) L 50-79	Nov. 22, 2002 (H) W 48-47
SANTA CLARA, UNIVERSITY of (Hampton leads the series, 1-0)	Jan. 18, 1996 (A) L 64-66	Nov. 9, 2012 (A) W 78-41
H: 0-0 A: 0-0 N: 1-0	Feb. 7, 1996 (H) W 62-57	Nov. 16, 2013 (H) W 74-58
Nov. 30, 2013 (N) W 70-48	Jan. 7, 1997 (A) L 59-81	SPELLMAN COLLEGE (Spellman leads the series, 1-0)
SAVANNAH STATE UNIVERSITY (Hampton leads the series, 8-2)	Feb. 13, 1997 (H) W 61-41	H: 0-0 A: 0-0 N: 0-1
H: 4-0 A: 3-2 N: 1-0	Jan. 3, 1998 (H) W 83-59	Jan. 9, 1993 (N) L 45-46
Dec. 5, 2011 (H) W 59-40	Jan. 31, 1998 (A) W 93-62	STANFORD UNIVERSITY (Stanford leads the series, 1-0)
Dec. 3, 2012 (A) W 70-40	Jan. 11, 1999 (H) W 70-56	H: 0-0 A: 0-0 N: 0-1
Jan. 25, 2014 (A) W 70-46	Feb. 15, 1999 (A) W 79-63	March 17, 2012 (N) L 51-73
March 14, 2014 (N) W 65-49	Jan. 5, 2000 (H) W 96-66	STEPHEN F. AUSTIN UNIVERSITY (Stephen F. Austin leads series, 1-0)
Jan. 24, 2015 (A) L 55-61	Feb. 5, 2000 (A) W 84-71	H: 0-0 A: 0-0 N: 0-1
Jan. 23, 2016 (H) W 65-53	Jan. 22, 2001 (A) L 63-64	Dec. 19, 2018 (N) L 68-70
Jan. 9, 2017 (H) W 75-46	Feb. 24, 2001 (H) W 75-67	STETSON UNIVERSITY (Stetson leads the series, 1-0)
Feb. 4, 2017 (A) L 51-55	Jan. 12, 2002 (A) L 64-68	H: 0-0 A: 0-1 N: 0-0
Jan. 20, 2018 (A) W 81-53	Feb. 16, 2002 (H) L 64-79	Jan. 1, 2016 (A) L 59-68
Feb. 19, 2018 (H) W 88-41	Jan. 27, 2003 (A) W 64-53	STONY BROOK UNIVERSITY (Stony Brook leads the series, 1-0)
SHAW UNIVERSITY (Hampton leads the series, 19-5)	Mar. 3, 2003 (H) W 90-68	H: 0-0 A: 0-0 N: 0-1
H: 9-3 A: 7-1 N: 3-1	Mar. 12, 2003 (N) W 79-69	Dec. 8, 2001 (N) L 65-81
1976-77 (H) L 64-76	Jan. 3, 2004 (H) L 57-63	TEMPLE UNIVERSITY (Temple leads the series, 5-1)
Jan. 11, 1978 (A) W 41-30	Feb. 7, 2004 (A) W 76-39	H: 1-2 A: 0-3 N: 0-0
Dec. 9, 1978 (H) W 62-53	Jan. 10, 2005 (A) W 66-51	Jan. 2, 2005 (A) L 64-73
Nov. 12, 1979 (A) L 54-66	Feb. 14, 2005 (H) W 69-54	Nov. 27, 2005 (H) L 38-81
Dec. 12, 1981 (H) W 84-66	Jan. 28, 2006 (H) L 62-75	Nov. 29, 2008 (A) L 50-79
Nov. 20, 1982 (A) W 77-59	Feb. 24, 2006 (A) L 66-67	Dec. 8, 2009 (H) L 51-54
Nov. 21, 1983 (H) W 83-72	Jan. 27, 2007 (A) W 71-66	Dec. 7, 2016 (H) W 71-65
Nov. 30, 1984 (H) W 77-54	Feb. 24, 2007 (H) W 63-54	Dec. 7, 2017 (A) L 56-65
Mar. 1, 1985 (N) W 69-65	Jan. 19, 2008 (A) W 71-59	
Dec. 3, 1985 (A) W 70-51	Feb. 16, 2008 (H) L 61-64	
Feb. 12, 1987 (H) W 114-75	Jan. 17, 2009 (H) W 67-62	
Feb. 11, 1988 (A) W 106-62	Feb. 14, 2009 (A) W 77-59	
Feb. 9, 1989 (H) W 87-71	Feb. 6, 2010 (A) W 67-47	
Feb. 21, 1989 (N) L 71-80	March 13, 2010 (N) W 57-46	
Dec. 9, 1989 (A) W 67-48	Feb. 5, 2011 (H) W 77-57	
Dec. 8, 1990 (H) W 71-46	March 9, 2011 (N) W 78-55	
Nov. 29, 1991 (H) W 76-58	Dec. 3, 2011 (H) W 73-41	
Feb. 6, 1992 (A) W 58-53	Dec. 1, 2012 (A) W 59-46	
Dec. 5, 1992 (H) L 61-71	Jan. 27, 2014 (A) W 78-47	
Feb. 23, 1993 (N) W 69-43	Jan. 26, 2015 (A) W 88-53	
	Jan. 25, 2016 (H) W 63-50	
	Jan. 25, 2017 (H) W 80-46	
	Feb. 6, 2017 (A) W 51-50	
	Jan. 22, 2018 (A) L 70-78	
	Feb. 17, 2018 (H) W 60-42	
	SOUTH DAKOTA STATE UNIVERSITY (South Dakota State leads the series, 1-0)	

HAMPTON UNIVERSITY WOMEN'S BASKETBALL

ALL-TIME OPPONENT INDEX

TENNESSEE-CHATTANOOGA, UNIVERSITY of

(Chattanooga leads the series, 3-0)
H: 0-1 A: 0-1 N: 0-1
 Nov. 29, 2003 (N) L 57-88
 Dec. 28, 2017 (A) L 52-64
 Nov. 16, 2018 (H) L 50-58

TENNESSEE-MARTIN, UNIVERSITY of

(Hampton leads the series, 3-0)
H: 1-0 A: 1-0 N: 1-0
 Nov. 21, 1999 (A) W 81-74
 Nov. 30, 2000 (H) W 93-73
 Dec. 28, 2008 (N) W 57-47

TEXAS, UNIVERSITY of

(Texas leads the series, 2-0)
H: 0-0 A: 0-1 N: 0-1
 Mar. 23, 2003 (N) L 46-90
 Nov. 25, 2015 (A) L 52-79

TEXAS CHRISTIAN UNIVERSITY

(Texas Christian leads the series, 1-0)
H: 0-0 A: 0-1 N: 0-0
 Dec. 20, 2017 (A) L 68-90

TEXAS-EL PASO, UNIVERSITY of

(UTEP leads the series, 1-0)
H: 0-0 A: 0-1 N: 0-0
 Nov. 22, 2015 (A) L 54-78

TEXAS STATE UNIVERSITY

(Hampton leads the series, 1-0)
H: 0-0 A: 1-0 N: 0-0
 Nov. 23, 2013 (A) W 72-63

TOLEDO, UNIVERSITY of

(Toledo leads the series, 2-0)
H: 0-1 A: 0-1 N: 0-0
 Dec. 21, 2002 (A) L 55-82
 Dec. 9, 2003 (H) L 60-61

TOWSON UNIVERSITY

(Towson leads the series, 1-0)
H: 0-0 A: 0-1 N: 0-0
 Feb. 22, 1996 (A) L 54-76

TROY UNIVERSITY

(Hampton leads the series, 1-0)
H: 0-0 A: 0-0 N: 1-0
 Dec. 29, 2010 (N) W 61-43

TULANE UNIVERSITY

(Tulane leads the series, 2-0)
H: 0-0 A: 0-1 N: 0-1
 Nov. 24, 2001 (N) L 75-82
 Dec. 29, 2011 (A) L 53-66

TUSKEGEE UNIVERSITY

(Tuskegee leads the series, 1-0)
H: 0-0 A: 0-1 N: 0-0
 Nov. 18, 1989 (A) L 62-90

UNITED STATE MILITARY ACADEMY

(Hampton leads the series, 1-0)
H: 1-0 A: 0-0 N: 0-0
 Nov. 24, 1995 (H) W 62-56

UTAH STATE UNIVERSITY

(Hampton leads the series, 1-0)
H: 0-0 A: 0-0 N: 1-0
 Nov. 29, 2013 (N) W 98-88

VANDERBILT UNIVERSITY

(Vanderbilt leads the series, 1-0)
H: 0-0 A: 0-1 N: 0-0
 Nov. 29, 1998 (A) L 46-116

VIRGINIA, UNIVERSITY of

(Virginia leads the series, 3-0)
H: 0-1 A: 0-2 N: 0-0
 Feb. 19, 2001 (A) L 72-75
 Nov. 16, 2001 (H) L 48-51
 Nov. 21, 2017 (A) L 62-66

VIRGINIA COMMONWEALTH UNIVERSITY

(VCU leads the series, 6-2)
H: 2-0 A: 0-6 N: 0-0
 Feb. 5, 1980 (A) L 58-70
 Jan. 13, 1981 (A) L 72-83
 Feb. 17, 1981 (H) W 87-70
 Dec. 1, 1981 (H) W 86-67
 Feb. 1, 1982 (A) L 59-68
 Dec. 9, 1982 (A) L 65-67
 Feb. 20, 1992 (A) L 43-90
 Dec. 2, 1995 (A) L 61-86

VIRGINIA STATE UNIVERSITY

(Virginia State leads the series, 29-19)
H: 9-11 A: 8-14 N: 2-4
 Jan. 10, 1976 (A) L 43-64
 Feb. 2, 1976 (H) L 40-59
 1976-77 (A) L 47-64
 1976-77 (H) L 60-63
 Jan. 9, 1978 (A) L 51-85
 Jan. 24, 1978 (H) L 40-46
 Mar. 4, 1978 (N) W 77-75
 Jan. 9, 1979 (A) L 60-61
 Feb. 4, 1979 (A) L 55-71
 Jan. 7, 1980 (A) L 55-72
 Jan. 22, 1980 (H) L 40-59
 Dec. 20, 1980 (N) L 61-77
 Jan. 12, 1981 (H) L 71-77
 Jan. 27, 1981 (A) L 63-77
 Jan. 11, 1982 (A-OT) W 105-101
 Jan. 26, 1982 (H) W 75-70
 Jan. 10, 1983 (H) L 72-78
 Jan. 25, 1983 (A) L 72-79
 Nov. 28, 1983 (H) W 81-64
 Jan. 10, 1984 (A) L 90-98
 Jan. 10, 1985 (A) W 93-62
 Jan. 29, 1985 (H) W 88-63
 Jan. 13, 1986 (H) W 98-54
 Jan. 28, 1986 (A) W 67-65
 Jan. 27, 1987 (H) W 119-69
 Feb. 16, 1987 (A) W 73-64
 Feb. 28, 1987 (N) W 88-65
 Jan. 26, 1988 (A-OT) W 73-68
 Feb. 15, 1988 (H) W 97-75
 Feb. 26, 1988 (N) L 73-80
 Mar. 12, 1988 (H) W 73-58
 Jan. 24, 1989 (N) L 67-68
 Feb. 13, 1989 (A) L 66-73

Mar. 10, 1989 (H) L 88-101
 Jan. 23, 1990 (A) L 45-82
 Feb. 13, 1990 (H) L 69-81
 Feb. 20, 1990 (N) L 67-103
 Jan. 5, 1991 (A) W 73-71
 Jan. 22, 1991 (H) W 75-72
 Feb. 12, 1991 (A) L 61-75
 Jan. 21, 1992 (A) W 61-59
 Feb. 11, 1992 (H) L 49-73
 Jan. 19, 1993 (H) W 71-60
 Feb. 9, 1993 (A) W 57-55
 Jan. 18, 1994 (A) L 59-66
 Feb. 8, 1994 (H) L 68-76
 Jan. 16, 1995 (H) L 59-73
 Feb. 7, 1995 (A) L 64-66

VIRGINIA TECH

(Virginia Tech leads the series, 4-1)
H: 1-0 A: 0-4 N: 0-0
 Dec. 29, 1995 (A) L 66-84
 Dec. 29, 1999 (A) L 61-93
 Dec. 29, 2001 (A) L 43-83
 Dec. 30, 2012 (A) L 55-45
 Jan. 1, 2014 (H) W 70-60

VIRGINIA UNION UNIVERSITY

(Virginia Union leads the series, 26-19)
H: 7-12 A: 8-11 N: 4-3
 Jan. 9, 1976 (A) L 40-45
 1976-77 (A) L 39-64
 1976-77 (H) L 57-61
 Jan. 4, 1978 (A) W 62-50
 Feb. 11, 1978 (H) L 73-77
 Jan. 20, 1979 (A) L 56-60
 Feb. 1, 1979 (H) W 57-54
 Jan. 10, 1980 (A) L 53-65
 Jan. 31, 1980 (H) L 45-48
 Feb. 16, 1980 (N) L 67-71
 Nov. 22, 1980 (A) L 54-84
 Jan. 22, 1981 (H) L 57-79
 Jan. 21, 1982 (A) L 61-78
 Jan. 30, 1982 (H) L 70-72
 Jan. 22, 1983 (H) L 63-82
 Jan. 29, 1983 (A) L 63-83
 Feb. 19, 1983 (N) L 61-81
 Jan. 21, 1984 (H) L 61-66
 Jan. 28, 1984 (A) L 50-79
 Jan. 24, 1985 (H) W 88-83
 Feb. 2, 1985 (A) W 67-56
 Jan. 25, 1986 (H) W 75-73
 Feb. 1, 1986 (A) L 57-63
 Feb. 22, 1986 (N) W 95-77
 Jan. 24, 1987 (A) W 63-58
 Jan. 31, 1987 (H) W 100-61
 Jan. 23, 1988 (N) W 100-54
 Jan. 30, 1988 (A) W 104-64
 Jan. 21, 1989 (A) W 98-77
 Jan. 28, 1989 (N) W 78-57
 Jan. 20, 1990 (N) L 60-66
 Jan. 27, 1990 (A) L 50-68
 Nov. 24, 1990 (H) W 70-58
 Jan. 19, 1991 (H) W 71-66
 Feb. 22, 1991 (N) W 78-50
 Jan. 18, 1992 (A) W 73-62
 Jan. 25, 1992 (H) L 75-83
 Nov. 28, 1992 (H) L 70-91
 Jan. 16, 1993 (A) W 61-59

HAMPTON UNIVERSITY WOMEN'S BASKETBALL

ALL-TIME OPPONENT INDEX

Jan. 23, 1993	(H)	L	57-62
Jan. 15, 1994	(A)	W	71-67
Jan. 22, 1994	(H)	W	89-80
Nov. 26, 1994	(H)	L	69-76
Jan. 14, 1995	(H)	L	58-76
Jan. 21, 1995	(A)	L	39-57

VIRGINIA WESLEYAN COLLEGE

(Hampton leads the series, 5-2)

H: 1-1 A: 3-1 N: 1-0

1976-77	(A)	W	62-39
1976-77	(H)	W	66-41
Nov. 17, 1977	(A)	W	65-45
Dec. 8, 1978	(H)	L	52-63
Mar. 3, 1979	(N)	W	72-58
Feb. 19, 1980	(A)	L	55-57
Dec. 13, 1984	(A)	W	111-53

WAKE FOREST UNIVERSITY

(Wake Forest leads the series, 2-1)

H: 0-0 A: 0-2 N: 1-0

Nov. 24, 2003	(A)	L	43-64
Jan. 6, 2011	(A)	L	49-62
Dec. 28, 2015	(N)	W	47-42

WASHINGTON STATE UNIVERSITY

(Washington State leads the series, 2-0)

H: 0-1 A: 0-1 N: 0-0

Nov. 25, 2014	(H)	L	60-74
Nov. 19, 2015	(A)	L	61-68

WEST CHESTER UNIVERSITY

(Hampton leads the series, 2-0)

H: 0-0 A: 1-0 N: 1-0

Jan. 8, 1988	(N)	W	72-49
Dec. 3, 1988	(A)	W	52-51

WEST TEXAS A&M UNIVERSITY

(Hampton leads the series, 1-0)

H: 0-0 A: 0-0 N: 1-0

Mar. 26, 1988	(N)	W	65-48
---------------	-----	---	-------

WEST VIRGINIA UNIVERSITY

(West Virginia leads the series, 1-0)

H: 0-0 A: 0-1 N: 0-0

March 24, 2015	(A)	L	39-57
----------------	-----	---	-------

WEST VIRGINIA STATE UNIVERSITY

(The series is tied, 1-1)

H: 1-0 A: 0-0 N: 0-1

Nov. 24, 1979	(N)	L	52-66
Jan. 5, 1985	(H)	W	113-44

WESTHAMPTON COLLEGE

(Hampton leads the series, 1-0)

H: 1-0 A: 0-0 N: 0-0

Feb. 4, 1978	(H)	W	67-40
--------------	-----	---	-------

WILLIAM & MARY, COLLEGE of

(William & Mary leads the series, 11-10)

H: 7-2 A: 2-8 N: 1-1

Nov. 22, 1977	(A)	L	50-62
Mar. 3, 1978	(N)	W	81-70
Feb. 3, 1979	(H)	L	64-76
Mar. 2, 1979	(N)	L	58-67
Feb. 21, 1980	(A)	L	63-80
Jan. 19, 1981	(H)	W	77-64

Feb. 7, 1981	(A)	L	52-76
Mar. 3, 1981	(A)	L	82-96
Nov. 17, 1981	(H)	W	70-50
Feb. 11, 1982	(A)	L	48-60
Feb. 10, 1983	(H)	W	62-59
Feb. 9, 1984	(A)	W	59-52
Jan. 21, 1985	(H)	W	89-58
Nov. 22, 1985	(A)	L	65-75
Jan. 15, 1987	(H)	W	78-47
Dec. 20, 1995	(A)	L	55-71
Jan. 14, 1997	(H)	W	58-55
Dec. 30, 2004	(A)	L	52-67
Dec. 17, 2005	(H)	L	57-66
Dec. 19, 2008	(A)	W	72-59
Nov. 19, 2009	(H)	W	71-66

WINSTON-SALEM STATE UNIVERSITY

(Hampton leads the series, 21-3)

H: 9-1 A: 9-2 N: 3-0

1976-77	(H)	W	73-64
Feb. 7, 1978	(A)	L	62-65
Feb. 12, 1979	(H)	W	forfeit
Dec. 6, 1979	(A)	W	62-51
Nov. 27, 1984	(H)	W	95-66
Mar. 2, 1985	(N)	W	93-84
Dec. 14, 1985	(A)	W	96-80
Nov. 28, 1986	(H)	W	97-69
Feb. 5, 1988	(A)	W	106-63
Feb. 4, 1989	(H)	W	107-64
Dec. 2, 1989	(A)	L	71-84
Dec. 1, 1990	(H)	W	78-60
Feb. 2, 1991	(A)	W	89-80
Feb. 19, 1991	(N)	W	92-69
Jan. 31, 1992	(A)	W	76-70
Jan. 14, 1993	(H)	W	88-52
Dec. 9, 1993	(A)	W	59-46
Feb. 21, 1994	(N)	W	62-53
Dec. 8, 1994	(H)	L	65-69
Jan. 21, 2008	(A)	W	58-38
Feb. 18, 2008	(H)	W	65-41
Jan. 19, 2009	(H)	W	66-53
Feb. 16, 2009	(A)	W	65-48
Feb. 8, 2010	(A)	W	67-26

WINTHROP UNIVERSITY

(Hampton leads series 2-1)

H: 1-0 A: 1-0 N: 0-1

Nov. 26, 1982	(N)	L	53-74
Jan. 22, 2019	(A)	W	84-63
Mar. 9, 2019	(H)	W	88-63

WISCONSIN, UNIVERSITY of

(Wisconsin leads the series, 1-0)

H: 0-0 A: 0-0 N: 0-1

Nov. 28, 2003	(N)	L	38-49
---------------	-----	---	-------

HAMPTON UNIVERSITY WOMEN'S BASKETBALL

YEAR-BY-YEAR STAT LEADERS

Scoring

Year	Player	FG	FT	Pts.	Avg.	Year	Player	G	Pts.	Avg.
1976-77	Cynthia Thompson	124	35	283	16.6	1991-92	Wendy Goodwin	29	229	7.9
1977-78	Sonya Hannah	225	75	525	16.4	1992-93	Wendy Goodwin	29	266	9.2
1978-79	Gwen Jordan	165	65	395	17.2	1993-94	Angela Faulk	28	266	9.5
1979-80	Gwen Jordan	154	116	424	14.6	1994-95	LaJaiiah Miles	28	231	8.3
1980-81	Toni Goodman	169	53	391	15.6	1995-96	Shani Bauldrick	27	205	7.6
1981-82	Toni Goodman	181	70	432	13.1	1996-97	Dionne Cleveland	28	178	6.4
1982-83	Debbie DePass	153	33	369	12.3	1997-98	Felecia Bryant	29	246	8.5
1983-84	Anita Cooper	176	62	414	13.4	1998-99	Felecia Bryant	28	196	7.0
1984-85	Darlene Chaney	298	69	665	19.6	99-2000	Felecia Bryant	31	275	8.9
1985-86	Anita Cooper	244	101	589	19.0	2000-01	April Clyburn	28	219	7.8
1986-87	Jackie Dolberry	291	90	742	23.1	2001-02	Nicole Brathwaite	31	210	6.8
1987-88	Jackie Dolberry	299	114	803	23.6	2002-03	Nicole Brathwaite	32	227	7.1
1988-89	Jackie Dolberry	255	112	735	26.3	2003-04	Nicole Brathwaite	30	243	8.1
1989-90	Jackie McWilliams	149	52	353	12.6	2004-05	Tiffani Williams	27	181	6.7
1990-91	Jackie McWilliams	154	44	353	11.0	2005-06	Monica Rogers	28	230	8.2
1991-92	Thelkla Blue	151	46	349	12.5	2006-07	Ashlee Finley	28	194	16.9
	Marcia Thomas	122	65	349	12.0	2007-08	Chinyere Ukoh	31	236	7.6
1992-93	Wendy Goodwin	203	82	488	16.8	2008-09	Chinyere Ukoh	32	259	8.1
1993-94	Angela Faulk	188	83	459	16.4	2009-10	Quanneisha Perry	31	283	9.1
1994-95	Shani Bauldrick	159	40	358	13.3	2010-11	Quanneisha Perry	31	280	9.0
1995-96	Shani Bauldrick	118	60	296	11.0	2011-12	Keiara Avant	31	244	7.9
1996-97	Danielle Dawson	141	110	424	15.1	2012-13	Keiara Avant	34	345	10.1
1997-98	Danielle Dawson	186	106	524	18.1	2013-14	Alyssa Bennett	33	309	9.4
1998-99	Bridgit Phillips	112	36	347	12.4	2014-15	Brielle Ward	29	200	6.9
99-2000	LaShondra Dixon	154	95	443	14.3	2015-16	Malia Tate-DeFreitas	31	222	7.2
2000-01	LaShondra Dixon	153	81	433	14.9		Kaylah Lupoe	28	202	7.2
2001-02	LaShondra Dixon	169	142	527	17.6	2016-17	Monnazjea Finney-Smith	33	190	5.8
2002-03	LaShondra Dixon	186	135	564	18.2		Kaylah Lupoe	32	185	5.8
2003-04	Nicole Brathwaite	147	165	459	15.3	2017-18	Monnazjea Finney-Smith	32	202	6.3
2004-05	Rachel Butler	107	68	340	12.6	2018-19	Kaylah Lupoe	29	186	6.4
2005-06	Rachel Butler	131	394	440	15.2					
2006-07	Rachel Butler	95	119	382	11.9					
2007-08	Rachel Butler	134	113	422	13.6					
2008-09	Bernadette Fortune	90	57	249	10.0					
2009-10	Quanneisha Perry	158	81	397	12.8					
2010-11	Jericka Jenkins	122	103	374	13.4					
2011-12	Jericka Jenkins	135	114	429	13.8					
2012-13	Keiara Avant	194	159	550	16.2					
2013-14	M. Tate-DeFreitas	200	126	596	18.1					
2014-15	M. Tate-DeFreitas	255	108	681	21.3					
2015-16	M. Tate-DeFreitas	233	134	662	21.4					
2016-17	M. Tate-DeFreitas	100	55	275	17.2					
2017-18	M. Finney-Smith	133	38	393	12.3					
2018-19	Ashley Bates	178	121	506	17.4					

Rebounds

Year	Player	G	Reb.	Avg.	Year	Player	G	Ast.	Avg.
1976-77	Joan Hundley	16	182	11.4	1981-82	Debra Clark	31	98	3.2
1977-78	Sonya Hannah	32	390	12.2	1982-83	Sheila Hillman	30	186	6.2
1978-79	Linda Richardson	23	283	12.3	1983-84	Sheila Hillman	27	189	7.0
1979-80	Toni Goodman	29	514	17.7	1984-85	Sheila Hillman	27	133	4.9
1980-81	Toni Goodman	25	457	18.3	1985-86	Sheila Hillman	31	232	7.5
1981-82	Toni Goodman	33	507	15.4	1986-87	Jackie Dolberry	32	143	4.5
1982-83	Anita Cooper	30	221	7.4	1987-88	Paula McDole	34	143	4.2
1983-84	Anita Cooper	31	249	8.0	1988-89	Jackie McWilliams	29	111	3.8
1984-85	Darlene Chaney	34	436	12.8	1989-90	Jackie McWilliams	28	128	4.6
1985-86	Jackie Dolberry	32	263	8.2	1990-91	Jackie McWilliams	32	138	4.3
1986-87	Venise Frazer	31	365	11.7	1991-92	Marcia Thomas	29	114	3.9
1987-88	Venise Frazer	33	395	12.0	1992-93	Juanita Gordon	29	197	6.8
1988-89	Jackie Dolberry	28	313	11.2	1993-94	Thelkla Blue	29	130	4.5
1989-90	Nina Blassengale	28	276	9.9	1994-95	Natasha Muldrow	24	69	2.9
1990-91	Wendy Goodwin	32	219	6.8	1995-96	Thomeshia Cammon	27	72	2.7
					1996-97	Danielle Dawson	28	100	3.6
					1997-98	Nisha Wilson	29	81	2.8
					1998-99	Lineni Noa	28	103	3.7
					99-2000	Jessica Faust	31	109	3.5
					2000-01	Jessica Faust	25	88	3.5
					2001-02	LaShondra Dixon	30	97	3.2
					2002-03	LaShondra Dixon	31	107	3.5
					2003-04	Lynetta Sullivan	30	106	3.5
					2004-05	Sharema Dean	27	112	4.1
					2005-06	Linda Rickenbacker	28	75	2.7
					2006-07	Artavia Burns	28	69	2.5
					2007-08	Artavia Burns	31	112	3.6
					2008-09	Jericka Jenkins	32	82	2.6
					2009-10	Jericka Jenkins	32	116	3.6
					2010-11	Jericka Jenkins	28	201	7.2
					2011-12	Jericka Jenkins	31	221	7.1

MEAC Regular Season Champions: 1998-99 | 2002-03 | 2003-04 | 2010-11 | 2011-12 | 2012-13 | 2013-14 | 2014-15
 MEAC Tournament Champions: 2000 | 2003 | 2004 | 2010 | 2011 | 2012 | 2013 | 2014 | 2017

HAMPTON UNIVERSITY WOMEN'S BASKETBALL

YEAR-BY-YEAR STAT LEADERS

2012-13	Nicole Hamilton	34	179	5.3	1993-94	Tori Strawter	29	29	78	.372
2013-14	Nicole Hamilton	33	154	4.7	1994-95	Natasha Muldrow	24	17	81	.210
2014-15	Kenia Cole	29	113	3.9	1995-96	Dowega Blake	23	11	41	.268
2015-16	Malia Tate-DeFreitas	31	85	2.7	1996-97	Alexis Chaffer	20	34	92	.370
2016-17	Dejane' James	14	53	3.8	1997-98	Danielle Dawson	29	46	157	.293
2017-18	Alinna Starr	29	124	4.3	1998-99	Bridgit Phillips	28	87	270	.322
2018-19	Mahaley Holit	30	151	5.0	99-2000	Lineni Noa	25	13	41	.317

Field Goal Percentage*

Year	Player	G	FG	FGA	Pct.	Year	Player	G	FT	FTA	Pct.
1976-77	Cynthia Thompson	17	124	313	.396	2001-02	Bridgit Phillips	19	19	49	.388
1977-78	Valerie White	28	130	317	.410	2001-02	LaShondra Dixon	30	47	153	.307
1978-79	Gwen Jordan	23	165	361	.457	2002-03	Lynetta Sullivan	29	11	28	.393
1979-80	Valerie White	30	169	405	.417	2003-04	Brendy Ellis	30	27	89	.303
1980-81	Deryle Pridgeon	27	98	237	.414	2004-05	Rachel Butler	27	58	117	.328
1981-82	Toni Goodman	33	181	423	.427	2005-06	Rachel Butler	29	63	200	.315
1982-83	Debbie DePass	30	153	325	.471	2006-07	Stephanie James	28	33	89	.371
1983-84	Anita Cooper	31	176	326	.539	2007-08	Stephanie James	27	33	107	.308
1984-85	Robin Miller	30	100	194	.515	2008-09	Jericka Jenkins	32	47	123	.382
1985-86	Jackie Dolberry	32	198	367	.540	2009-10	Choicetta McMillian	31	45	125	.360
1986-87	Venise Frazer	31	150	300	.500	2010-11	Keiara Avant	27	10	23	.435
1987-88	Venise Frazer	33	198	384	.516	2011-12	Melanie Warner	23	26	64	.406
1988-89	Felecia Hiett	28	95	191	.497	2012-13	Olivia Allen	29	56	165	.339
1989-90	Jodi Manns	26	87	177	.492	2013-14	M. Tate-DeFreitas	33	70	232	.302
1990-91	Thekla Blue	32	140	270	.519	2014-15	Kyani White	32	34	78	.436
1991-92	Thekla Blue	28	151	299	.505	2015-16	M. Tate-DeFreitas	31	62	194	.320
1992-93	Angela Faulk	29	184	328	.561	2016-17	Dejane' James	26	18	53	.340
1993-94	Angela Faulk	28	188	351	.536	2017-18	Jephany Brown	28	28	81	.346
1994-95	Shani Bauldrick	27	159	320	.497	2018-19	Alyssa Sweeney	23	23	65	.354
1995-96	Shani Bauldrick	27	118	276	.428	<i>*Minimum 10 3-PT FG made</i>					
1996-97	Cachet Johnson	27	63	152	.414	Free Throw Percentage*					
1997-98	Nisha Wilson	29	154	343	.449	Year	Player	G	FT	FTA	Pct.
1998-99	Kiandra Poteat	28	73	166	.440	1976-77	Cynthia Thompson	17	35	63	.556
99-2000	Tasha Newman	20	60	101	.594	1977-78	Cynthia Thompson	31	39	56	.696
2000-01	April Clyburn	28	82	159	.516	1978-79	Gwen Jordan	23	65	99	.657
2001-02	Nicole Brathwaite	31	92	205	.449	1979-80	Gwen Jordan	29	116	160	.725
2002-03	Nicole Brathwaite	32	128	234	.547	1980-81	Debra Clark	24	41	56	.732
2003-04	Nicole Brathwaite	30	147	267	.551	1981-82	Gwen Jordan	26	46	60	.761
2004-05	Monica Rogers	27	72	145	.497	1982-83	Lisa Anderson	26	40	61	.657
2005-06	Monica Rogers	28	112	222	.505	1983-84	Cheryl Cotton	31	53	68	.779
2006-07	Artavia Burns	28	104	275	.378	1984-85	Darlene Chaney	34	69	91	.758
2007-08	Chinyere Ukoh	31	98	186	.527	1985-86	Jacqueline Wyche	30	44	55	.800
2008-09	Quanneisha Perry	24	74	161	.460	1986-87	Jackie Dolberry	32	90	113	.796
2009-10	Quanneisha Perry	31	158	368	.429	1987-88	Jacqueline Wyche	33	98	131	.748
2010-11	Quanneisha Perry	31	162	335	.484	1988-89	Jackie Dolberry	28	112	136	.824
2011-12	Ariel Phelps	31	57	116	.491	1989-90	Jackie McWilliams	28	52	75	.693
2012-13	Keiara Avant	34	194	406	.478	1990-91	Nina Blassengale	32	74	105	.705
2013-14	Alyssa Bennett	33	225	493	.456	1991-92	Angela Faulk	29	47	72	.653
2014-15	Kaylah Lupoe	29	54	100	.540	1992-93	Angela Faulk	29	52	82	.634
2015-16	Kaylah Lupoe	28	117	234	.500	1993-94	Wendy Goodwin	20	91	135	.674
2016-17	Kaylah Lupoe	32	103	236	.436	1994-95	Julie Young	27	70	109	.642
2017-18	Mikayla Sayle	32	88	193	.456	1995-96	Dowega Blake	23	48	76	.632
2018-19	Kaylah Lupoe	29	140	286	.490	1996-97	Danielle Dawson	28	110	151	.728

**Minimum 50 FG made*

Three-Point Field Goal Percentage*

Year	Player	G	3FG	3FGA	Pct.	Year	Player	G	FT	FTA	Pct.
1986-87	Jackie Dolberry	32	70	196	.357	2001-02	LaShondra Dixon	30	142	183	.776
1987-88	Jackie Dolberry	34	91	278	.327	2002-03	Nicole Brathwaite	32	145	191	.759
1988-89	Jackie Dolberry	28	113	265	.426	2003-04	Nicole Brathwaite	30	165	225	.733
1989-90	Tonia Glymph	28	9	28	.321	2004-05	Rachel Butler	27	68	89	.769
1990-91	Tonia Glymph	32	17	44	.386	2005-06	Rachel Butler	29	115	160	.719
1991-92	Marcia Thomas	29	40	111	.360	2006-07	Rachel Butler	28	119	164	.716
1992-93	Tonia Glymph	29	27	86	.314	2007-08	Rachel Butler	31	113	161	.702
						2008-09	Jericka Jenkins	32	65	77	.844
						2009-10	Jericka Jenkins	32	43	52	.827

HAMPTON UNIVERSITY WOMEN'S BASKETBALL

YEAR-BY-YEAR STAT LEADERS

2010-11	Jericka Jenkins	28	103	124	.831	1991-92	Wendy Goodwin	29	25	0.9
2011-12	Jericka Jenkins	31	114	137	.832	1992-93	Angela Faulk	29	31	1.1
2012-13	Olivia Allen	29	44	54	.815	1993-94	Angela Faulk	28	35	1.3
2013-14	M. Tate-DeFreitas	33	126	164	.768	1994-95	Shani Bauldrick	27	29	1.1
2014-15	Kyani White	32	44	57	.772	1995-96	Shani Bauldrick	26	16	0.6
2015-16	M. Tate-DeFreitas	31	134	181	.740	1996-97	Dionne Cleveland	28	21	0.8
2016-17	M. Finney-Smith	33	78	99	.788	1997-98	Felecia Bryant	29	15	0.5
2017-18	Jephany Brown	28	54	75	.720	1998-99	Nakia Jones	25	58	2.3
2018-19	Laren VanArsdale	30	136	172	.791	99-2000	Felecia Bryant	31	18	0.6

*Minimum 35 FT made

Steals

Year	Player	G	Stl	Avg.	Year	Player	G	Stl	Avg.
1982-83	Sheila Hillman	30	79	2.6	2003-04	Tiffani Williams	29	37	1.3
1983-84	Sheila Hillman	27	81	3.0	2004-05	Tiffani Williams	27	76	2.8
1984-85	Karen Drewry	31	85	2.7	2005-06	Courtne McKinney	25	9	0.3
1985-86	Sheila Hillman	31	94	3.0	2006-07	Whitney Hill	25	12	0.5
1986-87	Paula McDole	32	125	3.9	2007-08	Quanneisha Perry	30	13	0.4
1987-88	Karen Drewry	32	149	4.7	2008-09	Laura Lewis	31	11	0.4
1988-89	Jackie McWilliams	29	103	3.6	2009-10	Laura Lewis	31	17	0.5
1989-90	Jackie McWilliams	28	106	3.8	2010-11	Quanneisha Perry	31	28	0.9
1990-91	Jackie McWilliams	32	133	4.2	2011-12	Ariel Phelps	31	37	1.2
1991-92	Thekla Blue	28	65	2.3	2012-13	Nicole Hamilton	34	48	1.4
1992-93	Juanita Gordon	29	71	2.4	2013-14	Nicole Hamilton	33	73	2.2
1993-94	Thekla Blue	29	86	3.0	2014-15	Kaylah Lupoe	29	22	0.8
1994-95	LaJaiiah Miles	28	61	2.2	2015-16	Kaylah Lupoe	28	48	1.7
1995-96	Thomashia Cammon	27	51	1.9	2016-17	Kaylah Lupoe	32	66	2.1
1996-97	Danielle Dawson	28	81	2.9	2017-18	Jephany Brown	28	31	1.1
1997-98	Felecia Bryant	29	104	3.6	2018-19	Kaylah Lupoe	29	76	2.6
	Nisha Wilson	29	104	3.6					
1998-99	Felecia Bryant	28	97	3.5					
99-2000	Felecia Bryant	31	88	2.8					
2000-01	Lineni Noa	28	74	2.6					
2001-02	LaShondra Dixon	30	75	2.5					
2002-03	LaShondra Dixon	31	86	2.8					
2003-04	Sharema Dean	30	69	2.3					
2004-05	Sharema Dean	27	66	2.4					
2005-06	Rachel Butler	29	66	2.3					
2006-07	Artavia Burns	28	69	2.5					
2007-08	Artavia Burns	31	59	1.9					
2008-09	Jericka Jenkins	32	46	1.4					
2009-10	Jericka Jenkins	32	68	2.1					
2010-11	Jericka Jenkins	28	54	1.9					
2011-12	Choicetta McMillian	31	68	2.2					
2012-13	Keiara Avant	34	80	2.4					
2013-14	Nicole Hamilton	33	63	1.9					
2014-15	Malia Tate-DeFreitas	32	96	3.0					
2015-16	Malia Tate-DeFreitas	31	81	2.6					
2016-17	Georgianna Gilbeaux	33	57	1.7					
2017-18	K'lynn Willis	31	84	2.7					
2018-19	Ashley Bates	29	125	4.3					

Blocked Shots

Year	Player	G	Blk	Avg.
1981-82	Carol Holland	33	22	0.7
1982-83	Tasha Newkirk-Henderson	30	20	0.7
1983-84	Darlene Chaney	16	29	1.8
1984-85	Darlene Chaney	34	83	2.4
1985-86	Jackie Dolberry	32	28	0.9
1986-87	Jackie Dolberry	32	32	1.0
1987-88	Jackie Dolberry	34	36	1.1
1988-89	Jackie Dolberry	28	46	1.6
1989-90	Sherri Anderson	27	45	1.7
1990-91	Angela Faulk	25	28	1.1

HAMPTON UNIVERSITY WOMEN'S BASKETBALL

ALL-TIME LADY PIRATES ROSTER

A			
Abercumbia, Sherena	2010-11, 11-12		
Allen, Lynette	1991-92, 92-93, 93-94, 94-95		
Allen, Olivia	2011-12, 12-13		
Allwood, Andrea	1995, 96		
Amechi, Mercy	2018-19		
Anderson-Segura, Lisa	1981-82, 82-83, 83-84		
Anderson, Sherri	1989-90		
Andrews, Cherie	2000-01		
Audain, Brascia	2012-13, 13-14		
Avant, Keiara	2009-10, 10-11, 11-12, 12-13		
B			
Bates, Ashley	2016-17, 17-18, 18-19		
Bauldrick, Shani	1992-93, 93-94, 94-95, 95-96		
Beard, Keisha	2003-04, 04-05		
Benion, Knedra	1999-2000		
Bennett, Alyssa	2011-12, 12-13, 13-14		
Bennett, Antoinette	1988-89		
Blackman, Winter	1999-2000		
Blake, Dowega	1994-95, 95-96, 96-97		
Blanding, Marcie	2000-01, 01-02		
Blassengale, Nina	1989-90, 90-91, 91-92		
Blue, Thelkla	1990-91, 91-92, 92-93, 93-94		
Bonets, Aisha	2003-04, 04-05		
Boyd, Shaleise	2013-14, 15-16		
Bradford, Leatrice	1985-86, 86-87, 87-88		
Brathwaite, Nicole	2000-01, 01-02, 02-03, 03-04		
Braxton, LaKisha	1998-99, 99-2000		
Brewer, Pam	1980-81		
Britt, Sylvia	1976-77		
Brown, Kenyada	2011-12		
Brown, Jephany	2016-17, 17-18		
Brunson, Delia	2009-10, 10-11, 11-12		
Bryant, Felecia	1997-98, 98-99, 99-2000		
Buntin, Sylvia	1976-77, 77-78		
Burgess, Janell	1995-96		
Burls, Sheila	1980-81		
Burns, Artavia	2006-07		
Burnham, Angela	2001-02, 02-03		
Burwell, Donna	1987-88		
Butler, Rachel	2004-05, 05-06, 07-08		
Byrd, Karen	1985-86		
C			
Cammon, Thomeshia	1995-96		
Castriota, Marissa	1999-2000		
Chaffer, Alexis	1993-94, 94-95, 95-96, 96-97		
Chaney, Darlene	1983-84, 84-85		
Clark, Brandy	1996-97, 97-98		
Clark, Debra	1979-80, 80-81, 81-82		
Clay, Karrah	2004-05		
Clayton, Mikki	2007-08, 08-09		
Cleveland, Dionne	1995-96, 96-97, 97-98, 98-99		
Clyburn, April	2000-01		
Cole, Kenia	2011-12, 12-13, 13-14, 14-15		
Coleman-Cox, Bayley	2013-14		
Cooper, Anita	1982-83, 83-84, 84-85, 85-86		
Corbett, Roneisha	2005-06, 06-07, 07-08		
Cotton, Cheryl	1981-82, 82-83, 83-84		
Cox, Ashley	2011-12		
Crespin, Esperanza	2018-19		
Crespin, Natazanya	2018-19		
Crockett, Jennifer	1996-97, 97-98		
Curington, Adrienne	1992-93		
D			
Daly, Elizabeth	1997-98		
Davis, Arena	2014-15, 15-16		
Davis, Barbara	2008-09		
Davis, Sheryl	1979-80		
Dawson, Danielle	1996-97, 97-98, 98-99		
Dean, Sharema	2003-04, 04-05		
Debro, Carla	1983-84, 84-85, 85-86, 86-87		
Dellile, Christina	2011-12		
DePass, Debbie	1980-81, 81-82, 82-83, 83-84		
Dioum, Dior	2018-19		
Dixon, Anita	1981-82, 82-83, 83-84, 84-85		
Dixon, LaShondra	1999-2000, 00-01, 01-02, 02-03		
Dodson, Penny	1978-79		
Dolberry, Jackie	1985-86, 86-87, 87-88, 88-89		
Drewry, Karen	1983-84, 84-85, 86-87, 87-88		
E			
Eddie, Tiffani	1994-95, 95-96		
Eddings, Treva	1989-90		
Ellis, Brendy	2001-02, 02-03, 03-04, 04-05		
Everett, Tiffani	1992-93, 93-94, 94-95, 95-96		
F			
Faulk, Angela	1990-91, 9-92, 92-93, 93-94		
Faust, Jessica	1999-2000, 00-01, 01-02		
Ferguson, Angela	1976-77		
Finley, Ashlee	2005-06, 06-07, 07-08, 08-09		
Finney-Smith, Monnazjea	2016-17, 17-18		
Floyd, Lois	1977-78		
Fortune, Bernadette	2008-09, 09-10, 10-11		
Franklin, Ashley	2012-13		
Frazer, Venise	1984-85, 85-86, 86-87, 87-88		
Frost, Marquis	1989-90		
Frost, Marshette	1988-89		
G			
Gabriel, Angelica	1994-95, 95-96		
Gaines, Arie	2004-05, 05-06		
Gilbeaux, Georgianna	2013-14, 14-15, 15-16, 16-17		
Givens, Rondollyn	1979-80		
Glymph, Tonia	1989-90, 90-91, 91-92, 92-93		
Goodman, Chikilra	2010-11		
Goodman, Toni	1978-79, 79-80, 80-81, 81-82		
Goodwin, Wendy	1990-91, 91-92, 92-93, 93-94		
Gordon, Juanita	1992-93		
Green, Chanel	2015-16, 16-17		
Green, Danyell	2003-04, 04-05		
Guilford, JoNiquia	2012-13		
H			
Hamilton, Monifa	1989-90		
Hamilton, Nicole	2010-11, 11-12, 12-13, 13-14		
Hampton, Sharon	1983-84		
Hampton, Shellis	2012-13, 13-14		
Hannah, Sonya	1977-78		
Hardy, Shelby	2017-18		
Harold, Wanda	1984-85, 85-86		
Harris, Breanna	2010-11		
Hart, Monica	1990-91, 91-92		
Haywood, Cheryl	1984-85		
Henry, Ryan	2009-10, 10-11		

HAMPTON UNIVERSITY WOMEN'S BASKETBALL

ALL-TIME LADY PIRATES ROSTER

Hiett, Felicia	1986-87, 87-88, 88-89	McGirt, Camille	2008-09, 09-10
Higgs, Melissa	1983-84	McKinney, Courtnie	2005-06, 06-07
Hill, Annette	1982-83	McMillian, Choicetta	2008-09, 09-10, 10-11, 11-12
Hill, Whitney	2006-07, 07-08, 08-09, 09-10	McNeill, Janet	1977-78
Hillman, Sheila	1982-83, 83-84, 84-85, 85-86	McWilliams, Jackie	1978-88, 88-89, 89-90, 90-91
Hinton, Glenda	1989-90	Mebane, Thorita	1995-96
Hobgood, Tyler	2013-14, 14-15	Merchant, Koren	2000-01
Holit, Mahaley	2017-18, 18-19	Miles, LaJaijah	1994-95, 95-96
Holland, Carol	1981-82, 82-83	Miller, Robin	1982-83, 83-84, 84-85, 85-86
Holmes, Sherrelle	2004-05, 05-06	Mohammed, Kristen	2004-05
Horton, Francene	1986-87	Monroe, Irma	1977-78, 78-79
Hundley, Joan	1975-76, 76-77	Muldrow, Natasha	1994-95, 95-96
		Murray, Nadiyah	1998-99, 99-2000, 00-01
J		N	
Jackson, Carmen	2018-19	Nash, Tawnya	2000-01
Jackson, Gianni	2009-10	Neita, Shanice	2016-17
Jackson, Teika	1993-94, 94-95	Nelson, Danelle	1991-92
Jackson, Tina	1986-87	Newkirk-Henderson, Sonya	1981-82, 82-83, 84-85, 85-86
James, Dejanae'	2015-16, 16-17, 17-18	Newman, Tasha	1998-99, 99-2000
James, Stephanie	2004-05, 05-06, 06-07, 07-08	Noa, Lineni	1998-99, 99-2000, 00-01, 01-02
Jenkins, Charlisha	2018-19		
Jenkins, Jericka	2008-09, 09-10, 10-11, 11-12	P	
Jenkines, Blake	2012-13, 13-14, 14-15	Pace, Terri	1991-92
Jestin, Sonia	1980-81	Payne, Deanna	2007-08, 08-09
Johnson, Alexsis	2018-19	Perry, Quanneisha	2007-08, 08-09, 09-10, 10-11
Johnson, Bianca	2002-03	Phelps, Ariel	2011-12, 12-13
Johnson, Cachet	1996-97, 97-98	Phillips, Bridgit	1998-99, 99-2000, 00-01
Johnson, Halisi	2001-02, 02-03	Porte, Mina	2018-19
Johnson, Kim	1981-82, 82-83	Poteat, Kiandra	1998-99, 99-2000, 00-01, 01-02
Johnson, Lauren	2013-14, 14-15	Preston, Venena	1976-77, 77-78, 78-79, 79-80
Johnson, Prynccess	1991-92, 92-93	Pridgeon, Deryle	1978-79, 80-81, 81-82, 82-83
Johnson, Shahara	2005-06	Procter, Christina	1996-97, 97-98
Jones, Breanna	2009-10	Puriefoy, Kia	1983-84, 84-85, 85-86
Jones, Cheryl	1982-83		
Jones, Jade	2003-04, 04-05, 05-06	R	
Jones, Nakia	1998-99	Ramsey, Kim	1979-80
Jones, Nicola	1997-98	Redcross, Kisha	1993-94
Jordan, Gwen	1978-79, 79-80, 80-81, 81-82	Reynolds, Crystal	1984-85
Jordan, Ryan	2012-13, 13-14, 14-15, 15-16	Richardson, Linda	1976-77, 77-78, 78-79
		Rickenbacker, Linda	2005-06, 06-07
K		Ridgeway, Jacki	1980-81
Kee, Demetria	1984-85	Roberson, Joy	1998-99, 99-2000, 00-01
Kilpatrick, Ayanna	1989-90, 90-91, 91-92	Rogers, Monica	2004-05, 05-06
King, Sade	2013-14	Rose, Jam	1979-80
Kizer, Quiana	2009-10	Rose, Kristine	2014-15, 15-16
		S	
L		Sanders, Leslie	1980-81
Lancaster, Necka	2000-01, 01-02, 02-03, 03-04	Savage, Tonya	1988-89
Lanier, Sylvia	1977-78	Sawyer, Shayla	1999-2000, 00-01, 01-02, 02-03
LeMar, Cynthia	1980-81	Sayle, Mikayla	2014-15, 15-16, 16-17, 17-18
Leslie, Sharella	2005-06, 06-07, 07-08, 08-09	Sealey, Chenya	2016-17, 17-18
Lewis, Abina	1995-96, 96-97, 97-98	Sewell, Valerie	1978-79
Lewis, JoVanka	1994-95, 95-96, 96-97, 97-98	Shackleton, Nancie	1992-93, 93-94, 94-95
Lewis, Laura	2007-08, 08-09, 09-10, 10-11	Shannon, Toni Rae	1998-99
Lucas, Vickie	1987-88	Shuford, Barbara	1977-78, 78-79, 79-80
Lupoe, Kaylah	2014-15, 15-16, 16-17, 18-19	Singer, Kim	2002-03
		Smartt-Kidd, Monique	2003-04
M		Smith, Crichelle	2001-02
Manns, Jodi	1988-89, 89-90, 90-91, 91-92	Smith, Jerolyn	1994-95
Marshall, Jackie	2014-15	Sorrill, Judy	1982-83, 83-84
Martin, Dorothea	1986-87, 87-88	Starr, Allina	2017-18
McDaniel, Karla	1989-90, 90-91, 91-92	Stewart, Alia	2002-03, 03-04
McDole, Paula	1986-87, 87-88		
McDougal, Juanita	1977-78		

HAMPTON UNIVERSITY WOMEN'S BASKETBALL

ALL-TIME LADY PIRATES ROSTER

Strawter, Tori	1992-93, 93-94
Strothers, Adria	2016-17, 17-18
Stroud, Wilhemina	1996-97
Stubbs, Constance	1992-93
Sullivan, Lynetta	2000-01, 02-03, 03-04
Sweeney, Alyssa	2018-19
Sykes, Monique	1981-82
T	
Tate-DeFreitas, Malia	2013-14, 14-15, 15-16, 16-17
Taylor, Demetrius	1988-89
Thomas, April	1978-79, 79-80, 80-81
Thomas, Brittany	2009-10
Thomas, Marcia	1990-91, 91-92
Thomas, Victoria	1981-82
Thompson, Cynthia	1976-77, 77-78, 78-79
Thompson, Juritus	2001-02
Thompson, Karen	1987-88, 89-90
Thompson, Samantha	1987-88
Tillman, Candice	1988-89, 89-90, 90-91
Tillman, Julia	2003-04, 04-05
U	
Ukoh, Chinyere	2005-06, 06-07, 07-08, 08-09
V	
VanArsdale, Laren	2018-19
W	
Walden, Rita	1991-92
Ward, Brielle	2012-13, 13-14, 14-15
Warner, Melanie	2008-09, 09-10, 10-11, 11-12
Warner, Verdine	2012-13
White, Kyani	2014-15
White, Niaya	2016-17
White, Valerie	1977-78, 79-80
Williams, Gerri	1999-2000
Williams, Johnnie	1980-81
Williams, Lindsay	2014-15
Williams, Natalie	2015-16
Williams, Tiffani	2003-04, 04-05
Williams-Hayes, Jasmine	2009-10
Willis, Christy	2010-11
Willis, K'lynn	2015-16, 16-17, 17-18
Wilson, Dedrienne	1992-93
Wilson, Nasha	1996-97, 97-98
Wilson, Vivian	1986-87, 87-88
World, Angela	1985-86
Wright-Ponder, LaShayla	2017-18, 18-19
Wyche, Jacqueline	1984-85, 85-86, 86-87, 87-88
Wynn, Ni'Kia	2001-02
Y	
Young, Jasmine	2007-08, 08-09
Young, Julie	1993-94, 94-95, 95-96

