

MEDIA INFORMATION

The Hampton University 2017-18 Pirates Basketball fact book has been prepared to assist the news media in coverage of the Hampton Pirates this season. Additional information, including press releases, photos, video footage and clips, is available upon request by accredited media outlets. Any questions not covered in this publication can be directed to the Hampton University Office of Sports Information.

Hampton Office of Sports Information
210 Holland Hall
Hampton, VA 23668
(757) 727-5811

CREDENTIALS

Credentials are issued to working media only - working press, radio, television, photography and scouting - and must be visible at all times for access to the press area. Requests must be made via email to Jim Heath at james.heath@hamptonu.edu or by calling (757) 727-5811. Requests for single-game credentials should be made no later than 48 hours prior to the day of the game.

INTERVIEWS

All interviews phone or otherwise, must be arranged through the Office of Sports Information. Please arrange all interviews at least 24 hours in advance. Interviews will either be conducted prior to or after practice; no interviews will be done during practice. Telephone interviews with student-athletes will be scheduled as the student-athletes' schedules allow.

POST-GAME INTERVIEWS

Post-game interview requests should be arranged through the Office of Sports Information within five minutes of the end of the game. At the conclusion of the contest, players and coaches will be made available for interviews after a 10-minute "cooling off" period. Players and coaches will be brought into the interview area in the HU Convocation Center after this period; players will be available for 20 minutes. The locker room and training areas are closed to the media.

PARKING

Parking at the HU Convocation Center is free and open to everyone. However, parking spaces can be blocked off if

they are requested in advance.

PRE-GAME NOTES

Media may obtain game-day information, including notes and statistics for both teams, on press row or in the media room of the Hampton University Convocation Center. Media members who wish to receive a copy of the game-day notes prior to arriving at the Convocation Center should contact Jim Heath.

PHOTOGRAPHY

All photographers and camera operators must wear a visible credential issued by the Hampton University Office of Sports Information. Photographers and television camera operators approved to work on the sideline must secure a photo pass. These individuals must work along the baseline of the game floor; the players' bench area is clearly marked and restricted to official team personnel. Anyone wearing a photo pass who does not have the appropriate equipment in his/her possession will be asked to leave the sideline area. Photographer positions are at the complete discretion of the basketball game officials and the Office of Sports Information at all times. Failure to comply will result in expulsion from the arena.

GAME FOOTAGE

All games are video-taped on Sony super high 8 and Beta. All interview and game footage is available to interested television stations and networks. Contact the Office of Sports Information or Kevin Ricks, Media Productions Director, at (757) 727-5433, for further details.

BROADCASTING

All visiting radio stations wishing to broadcast a contest at the Hampton University Convocation Center must contact the Office of Sports Information at least two weeks prior to the game.

PRACTICE SCHEDULES

Throughout the season, various Pirate practices will be open to the media. Coach Ed Joyner Jr. will meet with interested media 15-30 minutes prior to or immediately following practice. A member of the Sports Information staff will assist in gathering requested players for interviews on a daily basis.

WWW.HAMPTONPIRATES.COM

For up-to-date game stories, statistics, schedules, results and other Hampton University athletic department information, please visit www.hamptonpirates.com on the World Wide Web.

STATISTICS AND TRANSMISSION SERVICES

Statistics, pre-game notes, flip cards and lineups will be distributed in the media room prior to game time. Play-by-play, halftime and final game statistics, as well as quotes, will be available at least 10 minutes after the conclusion of every game. Statistics are tabulated by computer, via The Stat Crew System for Basketball, and can be copied for game-day opponents only.

OPPONENT SID CONTACT INFO

School	Basketball SID	Phone	Email	Athletic Website
Mid-Atlantic Christian	Andy Meneely	(252) 334-2087	andy.meneely@macuniversity.edu	gomacumustangs.com
Virginia Commonwealth	Chris Kowalczyk	(804) 828-8818	ckowalczyk@vcu.edu	vcuathletics.com
California	Mara Rudolph	(510) 642-5363	marar@berkeley.edu	calbears.com
Bowling Green	James Nahikian	(419) 372-7105	jnahiki@bgsu.edu	bgsufalcons.com
Richmond	Jason Vida	(804) 289-8320	jvida@richmond.edu	richmondspiders.com
Norfolk State	Mike Bello	(757) 823-2628	mjbello@nsu.edu	nsuspartans.com
Regent	NA	NA	NA	NA
Coastal Carolina	Darrell Orand	(843) 349-6467	dorand@coastal.edu	goccusports.com
William & Mary	Kris Sears	(757) 221-3368	kasear@wm.edu	tribeathletics.com
Saint Leo	Brad Bee	(352) 588-8681	bradley.bee@saintleo.edu	saintleolions.com
Howard	Derek W. Bryant	(202) 806-7184	derek.bryant@howard.edu	hubison.com
Saint Peter's	Hamilton Cook Jr.	(201) 761-7316	hcook@saintpeters.edu	saintpeterspeacocks.com
Charleston Southern	Kevin O'Rourke	(843) 863-7289	korourke@csuniv.edu	csusports.com
UNC Asheville	Brian Hand	(828) 250-2392	bhand1@unca.edu	uncabulldogs.com
Presbyterian	Thad Palmer	(864) 833-7118	jtpalmer@presby.edu	gobluehose.com
Gardner-Webb	Marc Rabb	(704) 406-4355	mrabb@gardner-webb.edu	gwusports.com
USC-Upstate	Wesley Herring	(864) 503-5152	wherring@uscupstate.edu	upstatespartans.com
Campbell	Stan Cole	(910) 893-1331	cole@campbell.edu	gocamels.com
Longwood	Chris Cook	(434) 395-2718	cookcc@longwood.edu	longwoodlancers.com
High Point	Tom Fenstermaker	(336) 841-4605	tfenster@highpoint.edu	highpointpanthers.com
Radford	Nate Wise	(540) 831-6884	nwise5@radford.edu	radfordathletics.com
Winthrop	Brett Redden	(803) 323-6246	reddenb@winthrop.edu	winthropeagles.com

SCHEDULE

<u>DATE</u>	<u>OPPONENT</u>	<u>SITE</u>	<u>TIME/RESULTS</u>
November 6	Mid-Atlantic Christian U.	Hampton, VA	7:00 pm
November 9	at Virginia Commonwealth^	Richmond, VA	TBD
November 13	at California^	Berkeley, CA	10:00 pm
November 19	Bowling Green^	Detroit, MI	TBD
November 20	Loyola (Md.)/Detroit^	Detroit, MI	TBD
November 25	at Richmond	Richmond, VA	6:00 pm
November 29	at Norfolk State	Norfolk, VA	7:00 pm
December 1	Regent	Hampton, VA	4:00 pm
December 5	at Coastal Carolina	Conway, SC	7:30 pm
December 8	William & Mary	Hampton, VA	4:00 pm
December 15	St. Leo (FL)	Hampton, VA	6:00 pm
December 22	Howard#	Washington, DC	TBD*
December 29	at St. Peter's (NJ)	Jersey City, NJ	1:00 pm
January 10	Charleston Southern*	Hampton, VA	TBD
January 12	UNC Asheville*	Hampton, VA	4:00 pm
January 16	at Presbyterian*	Clinton, SC	7:00 pm
January 19	at Gardner-Webb*	Boiling Springs, NC	7:00 pm
January 24	USC-Upstate*	Hampton, VA	7:00 pm
January 26	Campbell*	Hampton, VA	6:00 pm
January 30	at Longwood*	Farmville, VA	7:00 pm
February 2	at High Point*	High Point, NC	7:00 pm
February 7	Radford*	Hampton, VA	7:00 pm
February 9	at Winthrop*	Rock Hill, SC	2:00 pm
February 13	at Campbell*	Buies Creek, NC	7:00 pm
February 16	High Point*	Hampton, VA	6:00 pm
February 21	Longwood*	Hampton, VA	7:00 pm
February 23	at Radford*	Radford, VA	5:00 pm
February 28	Winthrop* (ESPNU/News)	Hampton, VA	7:00 pm
March 2	at USC-Upstate*	Spartanburg, SC	TBD

Times are subject to change

All time are Eastern Standard Times

*=Big South contest

#=Medstar Wizards Performance Center

^=GotPrint.com Legends Classic presented by Old Trapper

Numerical

No.	Name	Pos.	Ht.	Wt.	Cl.	Hometown	Last School
0	Ricquall Smoot	F	6-8	250	Jr.	Augusta, GA	Howard CC
1	Lysander Bracey	G	6-4	156	Sr.	Charlotte, NC	Brunswick CC
2	Jermaine Marrow	G	6-0	182	Jr.	Newport News, VA	Heritage High School
3	Trey Carver	G/F	6-5	230	Jr.	Elizabeth City, NC	Northeastern High School
4	Greg Heckstall	G	6-6	195	r-Jr.	Norfolk, VA	Bryant and Stratton
5	Pierre Sow	C	7-0	215	r-Fr.	Teaneck, NJ	Teaneck High School
11	Dondre Griffin	G	6-3	200	Jr.	Raleigh, NC	Navarro CC
13	James Dunlop	C	6-11	230	Fr.	Washington, DC	Hargrave Military Academy
14	Ben Stanley	F	6-6	225	r-Fr.	Baltimore, MD	Millwood HS
15	JJ Watson	G	6-2	170	Fr.	Long Beach, CA	Ridgeview Prep
20	Jerry Carter	G	6-3	200	r-So	Woodbridge, VA	Mount Olive
21	Devon Oakley	G	6-3	185	Sr.	Chesapeake, VA	Nansemond River HS
22	Trevond Barnes	F	6-9	210	Sr.	LaFayette, AL	LaFayette High School
23	Kalin Fisher	G	6-2	180	Sr.	Chicago, IL	Proviso East High School
24	Austin Colbert	F	6-8	202	r-Sr	Chesapeake, VA	Illinois
25	Akim Mitchell	G	6-5	200	Sr.	Charlotte, NC	Carlisle School
45	Eugene Marshall, III	G	6-3	170	r-Sr.	Hackensack, NJ	Hackensack High School

Alphabetical

No.	Name	Pos.	Ht.	Wt.	Cl.	Hometown	Last School
22	Trevond Barnes	F	6-9	210	Sr.	LaFayette, AL	LaFayette High School
1	Lysander Bracey	G	6-4	156	Sr.	Charlotte, NC	Brunswick CC
20	Jerry Carter	G	6-3	200	r-So	Woodbridge, VA	Mount Olive
3	Trey Carver	G/F	6-5	230	Jr.	Elizabeth City, NC	Northeastern High School
24	Austin Colbert	F	6-8	202	r-Sr	Chesapeake, VA	Illinois
13	James Dunlop	C	6-11	230	Fr.	Washington, DC	Hargrave Military Academy
23	Kalin Fisher	G	6-2	180	Sr.	Chicago, IL	Proviso East High School
11	Dondre Griffin	G	6-3	200	Jr.	Raleigh, NC	Navarro CC
4	Greg Heckstall	G	6-6	195	r-Jr.	Norfolk, VA	Bryant and Stratton
2	Jermaine Marrow	G	6-0	182	Jr.	Newport News, VA	Heritage High School
45	Eugene Marshall, III	G	6-3	170	r-Sr.	Hackensack, NJ	Hackensack High School
25	Akim Mitchell	G	6-5	200	Sr.	Charlotte, NC	Carlisle School
21	Devon Oakley	G	6-3	185	Sr.	Chesapeake, VA	Nansemond River HS
0	Ricquall Smoot	F	6-8	250	Jr.	Augusta, GA	Howard CC
5	Pierre Sow	C	7-0	215	r-Fr.	Teaneck, NJ	Teaneck High School
14	Ben Stanley	F	6-6	225	r-Fr.	Baltimore, MD	Millwood HS
15	JJ Watson	G	6-2	170	Fr.	Long Beach, CA	Ridgeview Prep

Head Coach: Edward Joyner, Jr. (Johnson C. Smith '95 • Ninth Season)

Associate Head Coach: Darryl Sharp (Bloomsburg (Pa.) '90 • Ninth Season)

Assistant Coach: Matt Hamilton (Appalachian State '14 • Second Season)

Pronunciation Guide

Devon Oakley - Deh-von

Trevond Barnes - Trey-von

Kalin Fisher - Kay-lin



Ricquall Smoot
F • 6-8 • 250 • Jr.
Augusta, Ga.
Howard CC



Lysander Bracey
G • 6-4 • 156 • Sr.
Charlotte, N.C.
Brunswick CC



Jermaine Marrow
G • 6-0 • 182 • Jr.
Newport News, Va.
Heritage HS



Trey Carver
G/F • 6-5 • 230 • Jr.
Elizabeth City, N.C.
Northeastern HS



Greg Heckstall
G • 6-6 • 195 • r-Jr.
Norfolk, Va.
Bryant and Stratton



Pierre Sow
C • 7-0 • 215 • r-Fr.
Teaneck, N.J.
Teaneck HS



Dondre Griffin
G • 6-3 • 200 • Jr.
Raleigh, N.C.
Navarro CC



James Dunlop
C • 6-11 • 230 • Fr.
Washington, D.C.
Hargrave Military




Ben Stanley
F • 6-6 • 225 • r-Fr.
Baltimore, Md.
Millwood HS



JJ Watson
G • 6-2 • 170 • Fr.
Long Beach, Calif.
Ridgeview Prep



Jerry Carter
G • 6-3 • 200 • r-So.
Woodbridge, Va.
Mount Olive



Devon Oakley
G • 6-3 • 185 • Sr.
Chesapeake, Va.
Nansemond River HS



Trevond Barnes
F • 6-9 • 210 • Sr.
LaFayette, Ala.
LaFayette HS



Kalin Fisher
G • 6-2 • 180 • Sr.
Chicago, Ill.
Proviso East HS



Austin Colbert
F • 6-8 • 202 • r-Sr.
Chesapeake, Va.
Illinois



Akim Mitchell
G • 6-5 • 200 • Sr.
Charlotte, N.C.
Carlisle School



Eugene Marshall, III
G • 6-3 • 170 • r-Sr.
Hackensack, N.J.
Hackensack HS



Edward Joyner, Jr
Head Coach
9th Season
Johnson C. Smith '95



Darryl Sharp
Associate Head Coach
9th Season
Bloomsburg (Pa.) '90



Matt Hamilton
Assistant Coach
2nd Season
Appalachian State '14

HEAD COACH EDWARD "BUCK" JOYNER, JR



- Three MEAC Tournament championships (2011, 2015, 2016).
- Three NCAA Tournament appearances (2011, 2015, 2016).
- Three-time MEAC Tournament Most Outstanding Coach (2011, 2015, 2016).
- One MEAC regular season championship (2015-16).
- 2016: Finalist for the Ben Jobe Award.
- 2015: HBCU Digest Male Coach of the Year.
- Guided the Pirates to their second-ever NCAA Div. I Tournament win, a 74-64 victory over Manhattan in the 2015 NCAA Tournament.
- Four postseason appearances (2011 NCAA, 2014 CBI, 2015 NCAA, 2016 NCAA).
- Winningest coach in program Div. I history.
- One MEAC Defensive Player of the Year (Du'Vaughn Maxwell, 2013-14).
- Led the Pirates to 24 wins in 2010-11.
- Led the Pirates to 21 wins in 2015-16.
- BoxToRow HBCU Coach of the Year (2010-11).
- Ben Jobe Minority Coach Award finalist (2010-11).
- 2007: named to Top 100 Mid-Major Assistants by both Basketball Times and Hoops Scoop.
- 2008: named to Top 20 Mid-Major Assistants by both Basketball Times and Hoops Scoop.
- 2006: helped Hampton recruit a national top-60 recruiting class.
- Helped Johnson C. Smith reach the men's NCAA Div. II Tournament seven times, including an Elite Eight appearance in 2001.
- Spent five seasons as an assistant with the Johnson C. Smith women, reaching three CIAA title games and making

one NCAA Div. II

In his first nine seasons as head men's basketball coach at Hampton University, Edward "Buck" Joyner Jr. has guided the Pirates to national prominence on more than one occasion - and that's not even counting the magical run Hampton made in March 2015 en route to an improbable MEAC championship, an NCAA Tournament win, and national notoriety.

The 2017-18 season saw the team battle through early adversity as Joyner's father, Edward "Big Buck" Joyner Sr., passed away prior to a home game on December 6. The Pirates rebounded in MEAC play finishing with a 19-16 record overall and a 12-4 mark in the conference. Hampton ended in a three-way tie for the regular season crown and earned its first bid to the National Invitation Tournament facing Notre Dame in the opening round. Sophomore Jermaine Marrow was named First Team All-MEAC and break the 1,000-career point mark.

The Pirates advanced to the finals of the MEAC Tournament where Charles Wilson-Fisher and Malique Trent-Street were named to the All-Tournament squad.

In 2016-17, the Pirates rode a youth movement to an 11-5 MEAC record to tie for third place and a 14-17 overall mark. Hampton closed the regular season winning eight of its last 10 games to vault into a share of third place with a starting lineup of four sophomores and a freshman. Jermaine Marrow earned All-Rookie team honors averaging 15.6 points, 3.2 assists and 3.0 rebounds per game and was MEAC Rookie of the Week five times along with Player of the Week once.

The 2015-16 season saw Joyner guide the Pirates to a 21-11 overall record - their second 20-win season under his tutelage - and win the MEAC regular season title with a mark of 13-3 before defending the conference tournament championship. The Pirates again earned the MEAC's automatic bid to the NCAA Tournament, earning a No. 16 seed in the Midwest Region and taking on Virginia. Hampton won its first MEAC regular-season crown since the 2001-02 season.

Along the way, guards Quinton Chievous and Reginald Johnson, Jr. were First Team All-MEAC honorees. Both players ranked top four in the conference in scoring, and Chievous - one of only a handful of players nationally to average a double-double - led the MEAC in overall rebounding, offen-



sive rebounds, and defensive rebounds.

Johnson was also named the MEAC Tournament's Most Outstanding Player, averaging 19.3 points and 8.3 assists per contest in those three games. He tied a MEAC Tournament record with 13 assists in the quarterfinals against Morgan State.

Chievous was also named to the MEAC's All-Tournament Team.

With a 61-48 win at American on Nov. 17, 2015, Joyner picked up his 100th career win as a head coach. His 120 wins are the most among Div. I coaches in program history, and Joyner is third overall in terms of career wins, 20 wins shy of Malcolm Avery (140 wins, 1987-95).

Despite going 8-8 in MEAC play in 2014-15 and winding up with a No. 6 seed, the Pirates went on to win four games in six days in the conference tournament, taking their second MEAC Tournament crown under Joyner with an 82-61 win over Delaware State in the title game. In claiming the MEAC crown, the Pirates upset the No. 3, No. 2, and No. 5 seeds.

The Pirates then wound up in the NCAA First Four in Dayton, Ohio to take on Manhattan. Hampton won that game

74-64 for the second NCAA Tournament win for the program at the Div. I level - and the first since the 2001 upset over Iowa State - before taking on No. 1 seed Kentucky in the second round.

The win gave the Pirates an unprecedented level of national exposure - exposure helped by a press conference soundbite from Joyner that went viral and made Hampton tournament darlings leading up to its second-round contest against Kentucky.

Overall, Hampton has made four postseason appearances under Joyner; in addition to NCAA appearances the past two seasons and in 2011, the Pirates competed in the College Basketball Insider (CBI) Tournament in 2014.

Joyner became the program's all-time winningest Div. I coach on Feb. 7, 2015 with a 64-61 win over Maryland Eastern Shore, surpassing Steve Merfeld (90 wins) on the program's all-time wins list.

Along the way, Deron Powers was named the MEAC Tournament Most Outstanding Player - after earning Third Team All-MEAC honors - and Reginald Johnson was named to the All-Tournament Team.

With the help of then associate head coach Akeem Miskdeen, Joyner instilled a new philosophy leading into the 2013-14 season. Faced with a young but talented team, Joyner is looking to instill a philosophy of discipline, toughness, and passion (DTP) in the Pirates.

In discipline - getting players to do things the right way every time on and off the court - Joyner quotes Aristotle: "We are what we repeatedly do. Excellence is not just an act; it's a habit." Nothing great, according to Joyner, is ever accomplished without discipline.

2018-19 Hampton Men's Basketball

By giving the Pirates toughness, Joyner and his staff hope they will be able to withstand great strain without tearing or breaking. The Pirates will have to be tough, fighting through adversity - physical, mental, and emotional - on and off the court.

By instilling passion, Joyner and his staff want the Pirates to embrace being student-athletes, in every sense of the term. If the players truly love what they do, that passion will make being disciplined and tough easier.

Through DTP, Joyner wants a team that plays hard, unselfishly, with confidence, and with passion - believing that builds the foundation of a successful basketball program. The Pirates, through DTP, should take the simple game of basketball and play it aggressively, while simultaneously reaching their full potential on and off the court and never losing sight of their goals.

Joyner also hopes DTP will be a good tool for teaching important life lessons.

The Pirates won 18 games in 2013-14, finishing second in the MEAC with a mark of 13-3. Despite falling in the quarterfinals to Coppin State, Hampton made its second post-season appearance under Joyner, competing at Penn State in the first round of the CBI Tournament.

The Pirates ended the regular season on a seven-game winning streak, a stretch that included season sweeps over rivals Howard and Norfolk State. As a head coach, Joyner is 9-1 overall against Howard and 6-6 against Norfolk State.

Along the way, senior forward Du'Vaughn Maxwell was named MEAC Defensive Player of the Year, leading the conference with 3.2 blocked shots per contest and ranking third in the MEAC in rebounding with 7.5 a game. Maxwell was also a First Team All-MEAC selection.

In Joyner's fourth season with the Pirates, Hampton went 14-17 overall in 2012-13. However, the Pirates went 11-5 in conference play, finishing third in the MEAC after winning a head-to-head tiebreaker over Savannah State. Hampton closed out the regular season with nine wins in its last 12 games, as a young squad began to mesh and show its potential.

Leading that charge was freshman point guard Deron Powers, who was named the MEAC Rookie of the Year after leading the Pirates in both scoring and assists last season. Powers was second in the MEAC in free throw percentage and fourth in assists. Powers was also named a Mid-Major Freshman All-American by Collegelinsider.com.



The Pirates struggled to a 12-21 record in 2011-12, though Hampton did advance to the semifinals of the MEAC Tournament in trying to defend their 2010-11 crown. Along the way, the Pirates upset No. 1 seed Savannah State in the quarterfinal round 59-46. That win was also the 50th in Joyner's young coaching career.

Darrion Pellum, who was a senior in 2011-12, led the team and the MEAC in scoring, earning First Team All-MEAC honors after averaging 18.3 points per game. Pellum was also named VaSID First Team All-State.

Joyner led the Pirates to the 2011 MEAC Tournament championship in his second season, guiding Hampton to a 24-9 record - marking the first time the Pirates won 20 games since the 2001-02 season. The Pirates were the No. 2 seed in the MEAC Tournament, defeating Morgan State 60-55 in the championship game to win the tournament and win the automatic NCAA bid for the first time since 2006. Hampton earned a No. 16 seed, facing top-seeded Duke in the first round.

Joyner saw two of his athletes earn All-MEAC honors, as Pellum was named First Team All-MEAC after finishing the season second in the conference in scoring and junior guard Kwame Morgan was named Second Team All-MEAC after a breakout season. Pellum, the MEAC Tournament's Most Outstanding Player, was also named VaSID Second Team All-State, BASN HBCU Second Team All-American and NABC All-District 15, while Morgan was named a Lou Henson All-American and NABC All-District 15.

Joyner was also named BASN HBCU Coach of the Year for his efforts.

The Pirates overcame offseason tragedy and went 14-18 in 2009-10, Joyner's first season as head coach, finishing tied for fifth in the MEAC with an 8-8 record. He led the Pirates to the MEAC Tournament semifinals, beating archrival Norfolk State in the quarterfinals 73-70. Despite struggling to find consistency for much of the season, Hampton won six straight games to close out the regular season and open the MEAC Tournament, before falling to top seed Morgan State 74-67 in the semifinals.

Senior guard Vincent Simpson earned Second Team All-MEAC honors for the second straight year under Joyner, leading the team with 14.1 points per game. Both Simpson and senior forward Michael Freeman eclipsed the 1,000 career point mark in 2009-10.

As an assistant coach, he helped develop such players as Simpson, first team all-conference guard Rashad West, the MEAC's leading scorer in 2006, and Michael Freeman, the 2006 MEAC Rookie of the Year. As academic coordinator, Joyner guided the men's basketball program to the highest team GPA in 10 years.

Joyner came to Hampton after 11 years as the assistant head coach at Johnson C. Smith University in Charlotte, N.C. He also served as the lead assistant coach on the women's basketball team in the last five years of his tenure at Johnson C. Smith. Joyner also served as assistant to the Dean of Students over judiciary affairs.

During his tenure with the men's basketball program at Johnson C. Smith, Joyner was instrumental in developing 13 first team all-conference performers and seven All-Americans - five of whom are currently playing professional basketball. The Golden Bulls made seven appearances in the NCAA Division II Tournament, reaching the Elite Eight in 2001 after capturing the Central Intercollegiate Athletic Association (CIAA) championship.

Joyner helped the Johnson C. Smith women reach the CIAA title game in three of his five seasons, making one NCAA Tournament appearance. In all, Joyner coaches six all-conference players.


Joyner played his collegiate ball at Johnson C. Smith, earning letters all four seasons he played. He helped guide the Golden Bulls to three division titles, two trips to the CIAA championship game and three appearances in the NCAA Division II Tournament. Joyner was named Defensive Player of the Year twice, and he finished his career among the top-ten assist leaders in Johnson C. Smith history.

A native of Winston-Salem N.C., Joyner is the son of the late Edward Joyner Sr., former head basketball coach at St. Paul's College, and the nephew of Steve Joyner, the head basketball coach and athletic director at Johnson C. Smith.

Joyner received his Master's degree in sports administration from Hampton University in May 2016. He is married to the former Aerian Miller and they have three children: E.J., Andrew, and Layla.

ASSISTANT COACHES

Darryl Sharp • Associate Head Coach
Eighth Season • Bloomsburg (Pa.) '90



Darryl Sharp is in his tenth season with the Hampton University men's basketball program under head coach Edward Joyner Jr., and his ninth serving as associate head coach. He is responsible mostly for recruiting, opponent scouting, and managing the team's academics.

In the latest NCAA Academic Progress Report (APR), released back in June 2018, the Pirates had a 965 multi-year score which has gone up 20 points during his tenure. That four-year score concluded with the 2016-17 season.

Sharp spent two years with the Iowa State basketball program, serving as assistant coach in his second year. Sharp joined the Iowa State men's basketball staff in June 2003, handling director of basketball operations duties. In his first season with the Cyclones, Sharp coordinated recruiting, academic progress and various administrative duties. During Sharp's tenure, the Cyclones went 39-25 and qualified for postseason play both seasons.

ISU went 20-13, advanced to the 2004 NIT semifinals in New York City and tallied a 17-1 record at home in his first season in Ames. He also helped mentor Big 12 Freshman of the Year Curtis Stinson. In the 2004-05 season they advanced to the NCAA Tournament and recorded a win over Minnesota.

A native of Kennett Square, Penn., Sharp was in charge of recruiting at Norfolk State for one season before coming to Ames. He arranged all recruiting visits for the staff and developing prospect lists. He also handled all film exchange and assisted with individual improvement drills in the off-season.

Before his stint at NSU, Sharp worked with Hall of Fame coach Denny Crum at the University of Louisville as an administrative assistant for two seasons (1999-2001). The

Cardinals made the NCAA Tournament in 2000, tallying a 19-12 record while finishing second in the Conference USA American division. Sharp was instrumental in recruiting All-American Reece Gaines, who ended his career at Louisville as the third-best scorer in C-USA history.

Prior to working in the college ranks, Sharp was an assistant coach at Washburn High School in Minneapolis, Minn., (1997-98) and an assistant coach for Team Minnesota/Team Pulley (1997-98), the top AAU basketball program in Minnesota. Khalid El-Amin, Troy Bell and Adam Boone are just a few of the star players Sharp coached while assisting Howard Pulley.

A 1990 graduate of Bloomsburg (Pa.) University with a degree in economics, Sharp spent time as a broker for Robert W. Baird and U.S. Bank before getting into coaching. He has two children, Stephon and Saige.



ASSISTANT COACHES

Matthew Hamilton • Assistant Coach Second Season • Appalachian State '14



Matthew Hamilton is entering his fourth season with the Hampton University men's basketball program, serving as an assistant coach for the second year after holding the role of Director of Basketball Operations in 2015-16. He is primarily responsible for recruiting, player development, scouting reports, travel, and day-to-day operations within the program.

As the Director of Basketball Operations, Hamilton was responsible for arranging travel, meals, scouting reports, assisting the coaching staff with day-to-day operations, and serving as an on-campus host for recruits.

Hamilton's coaching career began when he was 16 years old, when he served as an assistant coach at Marvin Ridge High School, before he went on to serve as a student manager for three seasons at Appalachian State University. While there, Hamilton helped with player development, scouting reports, film editing, practice setup, and on-campus recruiting visits.

He then became an assistant coach at Lees-McRae College, a Div. II school located in Banner Elk, N.C. There, he served as the head JV coach, where he was responsible for running practice and in-game coaching. As an assistant coach with the varsity team, Hamilton was responsible for player development, recruiting, scheduling, academics, and scouting.

While Hamilton was at Lees-McRae, the school set a program record for wins in a season. He coached two All-Conference players during his tenure, including Jaquise Moore - who led all of Div. II in steals with 3.3 per contest.

Hamilton graduated from Appalachian State with a degree in physical education.

He is a member of Rising Coaches Elite and the National Association of Basketball Coaches (NABC).

Hamilton, a native of Waxhaw, N.C., enjoys the outdoors, playing golf, and hanging with friends. He earned his Master's degree in sports administration from Hampton in May 2017.

SUPPORT STAFF

Regina Bartholomeo • Basketball Secretary
22nd Year



Regina Bartholomeo is the Administrative Assistant for both the Hampton University men's and women's basketball programs, and her day-to-day duties are to assist in arranging team travel, budgeting, compliance and recruiting.

A 1989 graduate of Canyon Springs High School in Moreno Valley, Calif., Bartholomeo enlisted in

the United States Air Force and was stationed at Langley Air Force Base in Hampton, Va. for four years. During her service, Bartholomeo spent seven months in Saudi Arabia, participating in the Desert Shield/Desert Storm campaign.

Bartholomeo joined the Pirate family in May 1995, and has since played an essential role in the success of Hampton University basketball. She lists her most memorable basketball moments as her participation in the NCAA tournament - both with the women at the University of Connecticut and the men when they beat Iowa State in Boise, Idaho in 2001.

Bartholomeo has lived in Hampton for the past 20-plus years. She is the proud mother of Dominic IV, Desean and Gianna.

Veronica Johnson • Athletic Performance
Eighth Year • Barton College '09



Veronica Renee Johnson is in her seventh year with the Hampton University Department of Athletics, and coming into her sixth season as the Director of Athletic Performance. She is primarily responsible for developing workout routines and training regimens for student-athletes.

Prior to her current position, Johnson was a strength and conditioning coach with Hampton.

A graduate of Barton College, where she received her degree in Fitness Management, Johnson played basketball at Barton and was a team captain her senior year. Prior to Barton, Johnson was a point guard for Hagerstown JUCO for two years - where was a team captain and team MVP.

She currently holds the JUCO record for 3-pointers in a game, hitting nine of 10.

Johnson holds NASM (national Academy of Sports Medicine) certification. After graduating from Barton, she was the top female personal trainer for three years at Bally Total Fitness.

In her spare time, Johnson likes to play basketball.

Johnson is certified through USAW, and she is engaged to be married to Ra'shad Morgan. They are the proud parents of 2-year-old Mahki Morgan.

SUPPORT STAFF

Jim Heath • Basketball SID 3rd Season • Christopher Newport '92



Jim Heath is in his first year as the Interim Director of Sports Information at Hampton University. He joined the staff in mid-November of 2015 after serving for 16 years as the Sports Information Director at The Apprentice School in Newport News.

Under Heath's direction, the Office of Sports Information is responsible for the maintenance of the official athletics website, HamptonPirates.com, as well as the creation and editing of such athletics-related publications as media guides, gameday programs (for football), and record books. In addition, all press conferences and interviews with student-athletes, coaches, and staff members are coordinated through the Office of Sports Information.

Heath also has worked for 13 years as a Sports Information Consultant for the United States Collegiate Athletic Association, now located in Norfolk. In his role with the USCAA, he has helped with the development of the website for the association along with serving as statistician for several national championship tournaments. Heath has helped introduce the use of live stats to national tournaments, working with tournaments for publicity locally and nationally.

He has also served as the USCAA Football Sports Information Director for the last six years where he coordinated the coaches rankings and helped garner national recognition for USCAA football teams.

Heath has always served as a first-call for member schools with statistics and Sports Information needs.

At The Apprentice School, Heath served as the Sports Information Director from 2000-2016. While there, Heath was the media contact for six sports. He played a key role in the establishment of their first website, instituting live statistics at home events and help start their social media presence on Facebook and Twitter.

A 1992 graduate of Christopher Newport University, Heath was a student Sports Information Director throughout his collegiate days. Upon graduation with an English degree, he worked for two years as the Graduate Assistant Sports Information Director at Old Dominion University. At ODU, he worked with nine sports including the field hockey team that did not lose a game in his two years.

After ODU, he returned to CNU serving as its first Assistant Sports Information Director for two years before going full-time with The Daily Press in Newport News, Va. in 1995 where he worked until March of 2001.

He is an active member of College Sports Information Directors of America and Virginia Sports Information Directors where he was elected for a second two-year term as President of VaSID in June of 2017. Heath has served as the Sports Information Director for the Atlantic Central Football Conference (2004-2010), the National Collegiate Wrestling Association (2002-2007) and as the Media Director for the Virginia Duals wrestling tournament (2004-present). He was named the recipient of the Bob Moskowitz Media Award by the Peninsula Sports Club in June of 2008.

PLAYER PROFILES



Ricquall Smoot

0

F • Jr • 6-8 • 250

Augusta, Ga.

(Howard College (TX))

HOWARD COLLEGE (TX)

Appeared in 29 games as a sophomore, averaging 4.2 points per game...scored a season-high of 10 against North Lake... played in all 29 games as a freshman as well, averaging 4.0 points per contest...scored 10 points on three different occasions, against Pensacola State, Northwest Florida State, and Chipola.

THE POTTERS HOUSE CHRISTIAN ACADEMY

Earned the Coaches' Award while playing basketball at The Potters House Christian Academy.

PERSONAL

The son of Ricquail Smoot...has two siblings, Ahnaziah Jackson and Ermonie Booker...honor roll.



Lysander Bracey

1

G • Sr • 6-4 • 170
Charlotte, N.C.
(Brunswick CC)

2017-18 - SOPHOMORE SEASON

Appeared in 34 games, making six starts as a sophomore... averaged 5.4 points...scored at least 20 points in back-to-back games, registering 22 points against Coppin State on January 31 and 20 at North Carolina A&T on February 3... scored 19 points in the season opener at Rider University on November 10...tallied seven double-digit scoring games.

2016-17 - FRESHMAN SEASON

Started in 18 of 29 games played...averaged 5.0 points and 1.5 rebounds per game...scored in double figures in six games topped by 19 in road win over Delaware State...hit season best four 3-pointers against N.C. A&T...was third on the team in 3-pointers made (34) and second in free throw percentage (81%)...swatted two shots at Florida A&M.

BRUNSWICK COMMUNITY COLLEGE

Averaged 18.5 points, 3.5 rebounds, and 3.4 assists per game as a freshman.

NORTHSIDE CHRISTIAN HIGH SCHOOL

Split time on the JV and varsity teams in his freshman and sophomore seasons... won the Coach's Award both seasons... was named Most Improves as a junior, his first season exclusively on the varsity team... averaged 19.5 points, 5.6 assists, and 4.8 rebounds per game as a senior, named Athlete of the Year... won three straight state titles in his freshman, sophomore, and junior seasons... also ran track & field as a freshman and sophomore.

PERSONAL

Born Nov. 1, 1996... son of Tammy and Lysander Bracey... has one brother, Tyree (12)... nicknamed Ly and Young Swaggy... was featured in The Charlotte Observer... plans to major in accounting... wants to play in the NBA and either own his own business or pursue a career in criminal justice.

BRACEY'S CAREER HIGHS

- Points: 19 at Delaware State (1/14/17)
- Rebounds: 4 (twice), last at Savannah State (1/9/17)
- Assists: 4 (three times), last at Savannah State (2/4/17)
- Blocks: 1 (twice), last at South Carolina State (2/6/17)
- Steals: 2 vs. Robert Morris (11/25/16)
- Field Goals Made: 7 at Delaware State (1/14/17)
- Field Goals Attempted: 11 vs. North Carolina A&T (1/6/17)
- 3-Pt. Field Goals Made: 4 vs. North Carolina A&T (1/6/17)
- 3-Pt. FGs Attempted: 11 vs. North Carolina A&T (1/6/17)
- Free Throws Made: 3 at Savannah State (2/4/17)



Lysander Bracey Career Stats

Season	Games		Total		3-Point		F-Throws		Rebounds					Assists											
	app	starts	fg	pts	fg	pts	at	pts	off	def	tot	avg	pt	to	ast	to	blk	stl	pts	avg					
2016-17	29	18	514	177.7	47	144	326	34	118	288	17	21	110	10	33	43	1.5	33	0	38	29	4	14	145	5.3
2017-18	34	6	480	14.4	59	142	415	40	106	377	24	38	62	6	34	40	1.2	30	0	15	21	6	8	182	5.4
TOTAL	63	24	1004	15.9	106	286	371	74	224	665	41	51	172	16	67	83	1.9	63	0	45	49	10	22	327	5.2

Jermaine Marrow



2

G • Jr • 6-0 • 182
Newport News, Va.
(Heritage High School)

2017-18 - SOPHOMORE SEASON

Appeared in 34 games as a sophomore, making 33 starts... led the team with 19.1 points per game...tallied 31 points at South Carolina State on January 22...scored at least 20 points in 16 games and in double-figures in all but four contests...posted 18 points and 10 assists against Coastal Carolina on December 6...registered 15 points and 10 rebounds against Florida A&M in the MEAC Tournament on March 7.

2016-17 - FRESHMAN SEASON

An impressive freshman season where he was named to the MEAC All-Rookie team...scored over 20 points in 10 games including a stretch of five straight in early February...recorded a double-double of 23 points and season-high 10 assists against Howard on 2/6/17...had seven games of five or more assists...hit 10 field goals twice against William & Mary and Florida A&M...three steals vs. Coastal Carolina... was 11-of-12 from foul line against Howard.

HERITAGE HIGH SCHOOL

Played basketball all four years... averaged 10 points and two assists as a freshman... averaged 15 points, five rebounds, and five assists as a sophomore... averaged 25 points and nine assists per game in his junior season... was named 4A East State Player of the Year as a senior after averaging 31 points, seven assists, and six rebounds per game.

PERSONAL

Born Aug. 7, 1997... son of Jermaine Marrow... has one brother, Malik (18)... nicknamed Mayno.

MARROW CAREER HIGHS

- Points: 31 at Florida A&M (2/20/17)
- Rebounds: 8 (three times) last at Xavier (11/20/17)
- Assists: 11 vs. Mid-Atlantic Christian (11/29/17)
- Blocks: 1 vs. NC Central (1/16/17)
- Steals: 4 vs. Northern Arizona (11/23/17)
- Field Goals Made: 12 at George Washington (11/18/17)
- Field Goals Attempted: 25 at George Washington (11/18/17)
- 3-Pt. Field Goals Made: 4 (3x) last at Missouri St. (12/8/17)
- 3-Pt. Field Goals Attempted: 9 at Florida A&M (2/20/17)
- Free Throws Made: 11 vs. Howard (2/11/17)
- Free Throws Attempted: 12 (2x) last vs. N. Arizona (11/23/17)



Jermaine Marrow Career Stats

Season	Games	Starts	Total		3-Point		F-Throws		Rebounds				Assists				Steals		Blocks		
			pts	reb	pts	reb	pts	reb	off	def	tot	avg	pts	ast	tot	blk	stl	pts	blk		
2016-17	31-26	26	151.0	60-467	343	42-152	276	121-158	761	25	73	98	3.2	79	1	94	103	1	21	483	15.6
2017-18	34-33	33	175.6	228-573	288	41-139	295	153-192	797	31	139	170	5.0	88	2	144	117	1	43	650	19.1
TOTAL	65-59	59	326.6	388-1040	373	83-291	365	274-351	1558	56	212	268	4.1	167	3	278	220	2	64	1133	17.4

Trey Carver



3

G/F • Jr • 6-5 • 230
Elizabeth City, N.C.
(Northeastern High School)

2017-18 - SOPHOMORE SEASON

Appeared in 29 games as a reserve guard...posted a season high of 20 minutes on two occasions, against Mid-Atlantic Christian on November 29 and against Bethune-Cookman on January 29...averaged 2.4 points per game...scored a season-high of 17 points against Mid-Atlantic Christian while also pulling down five rebounds...added five points and six boards against Bethune-Cookman.

2016-17 - FRESHMAN SEASON

Saw action in 19 games averaging just under a point per game and just over a rebound per contest...scored seven points in a home win over South Carolina State and six in a home victory over Coker...hailed in season best eight boards in win over Coker.

NORTHEASTERN HIGH SCHOOL

Was on the varsity basketball team all four years... was named Mr. Offense, First Team All-Conference, First Team All-Area, and Third Team All-District as a freshman after averaging 10 points and nine rebounds a game... averaged 15 points and seven boards as a sophomore, again earning Mr. Offense, First Team All-Conference and First Team All-Area honors... averaged 18.6 points and eight rebounds as a junior, once more earning First Team All-Area accolades... named Conference and Area Player of the Year as a senior after averaging 19.7 points and six rebounds a game... was the team's MVP and Mr. Offense... won the sectional title and was the regional runner-up in his senior season... won conference championships in his freshman, junior, and senior seasons... also ran cross country as a freshman.

PERSONAL

Born Jan. 11, 1998... son of Tia and Anthony Carver... has three siblings: Anthony Jr. (24), Aaron (19), and Mauri (15)... nicknamed TC... was featured in The Daily Advance... plans to major in cinema studies... wants to become a videographer.

CARVER CAREER HIGHS

- Points: 17 vs. Mid-Atlantic Christian (11/29/17)
- Rebounds: 8 vs. Coker (12/30/16)
- Assists: 2 vs. Mid-Atlantic Christian (11/29/17)
- Steals: 2 vs. Mid-Atlantic Christian (11/29/17)
- Field Goals Made: 5 vs. Mid-Atlantic Christian (11/29/17)
- Field Goals Attempted: 5 vs. Mid-Atlantic Christian (11/29/17)
- 3-Pt. Field Goals Attempted: 1 (5x) last vs. George Washington (11/18/17)
- Free Throws Made: 7 vs. Mid-Atlantic Christian (11/29/17)
- Free Throws Attempted: 8 vs. Mid-Atlantic Christian (11/29/17)

Trey Carver Career Stats

Season	gp	pts	Total		3-Point		F-Throws		Rebounds						Assists					
			fg	pts	fg	pts	fg	pts	off	def	tot	avg	pf	ts	mt	blk	stl	pts	avg	
2016-17	19-0	1558.2	7-27	.259	8-3	.000	4-11	.364	10	17	27	1.4	9	0	1	5	0	0	18	0.9
2017-18	29-0	2548.8	24-53	.453	8-2	.000	23-33	.697	21	24	45	1.6	31	0	3	11	1	8	71	2.4
TOTAL	48-0	4107.0	31-80	.388	16-5	.000	27-44	.614	31	41	72	1.5	40	0	4	16	1	8	89	1.8

Greg Heckstall



4

G • Jr • 6-6 • 195

Norfolk, Va.

(Bryant and Stratton)

2017-18 - SOPHOMORE SEASON

Appeared in 27 games, making 15 starts...started 15 of the first 18 games of the season...posted at least 10 rebounds on three different occasions...averaged 8.0 points and 6.1 rebounds per contest...registered a double-double of 11 points and 10 rebounds against Bluefield College on November 12, the second game of the season...had 10 caroms against Saint Leo on November 27 and Maryland Eastern Shore on January 6.

BRYANT AND STRATTON

Played in 30 games as a freshman, averaging 12.2 points and 8.6 rebounds per game...scored 23 points against Lenoir Community College...posted double-digit rebounds in 15 games...contributed double-doubles in each of his first five games of the year...named a Juco All-American.

NORVIEW HIGH SCHOOL

Missed the second half of his senior season, but still led Norview to a Group 5A state championship...averaged 19 points per game as a senior.

PERSONAL

Born Oct. 29, 1996...has been featured in The Virginian-Pilot...majoring in criminal justice...wants to play professionally overseas and eventually become a college coach.

HECKSTALL'S CAREER HIGHS

- Points: 18 vs. Rider (11/24/17)
- Rebounds: 10 (twice) last vs. Saint Leo (11/27/17)
- Assists: 4 (three times) last vs. Coastal Carolina (12/6/17)
- Blocks: 3 vs. Coastal Carolina (12/6/17)
- Steals: 2 at George Washington (11/18/17)
- Field Goals Made: 7 vs. Rider (11/24/17)
- Field Goals Attempted: 12 vs. Rider (11/24/17)
- 3-Pt. Field Goals Made: 3 (2x) last at Missouri State (12/8/17)
- 3-Pt. Field Goals Attempted: 5 at George Washington (11/18/17)
- Free Throws Made: 4 at William & Mary (11/15/17)
- Free Throws Attempted: 6 at William & Mary (11/15/17)

Greg Heckstall Career Stats

Season	gp-gs	min	Total		3-Point		F-Throws			Rebounds						Points							
			fg	pts	fg	pts	at	pts	off	def	tot	avg	pts	avg									
2017-18	27-15	602:25.3	75	186	.403	28	80	.350	39	58	.700	27	137	164	6.1	65	2	58	32	14	8	217	8.0
TOTAL	27-15	602:25.3	75	186	.403	28	80	.350	39	58	.700	27	137	164	6.1	65	2	58	32	14	8	217	8.0

Pierre Sow



5

C • r-Fr • 7-0 • 215

Teaneck, N.J.

(Teaneck High School)

2017-18 - FRESHMAN SEASON

Did not appear in a game as a freshman.

TEANECK HIGH SCHOOL

Played basketball all four years...won back-to-back state championships as a junior and senior...also played football as a freshman.

PERSONAL

Born Nov. 2, 1998...son of Loura Gaye-Sow...has two siblings: Amanda and Alion...nicknamed Dice...plans to major in broadcast journalism with a minor in communications...wants to play professional basketball before moving into broadcasting.



Dondre Griffin

11

G•Jr • 6-3 • 200
Raleigh, N.C.
(Navarro College)

NAVARRO COLLEGE

Appeared in 29 games during the 2017-18 year, averaging 11.6 points per game...shot 38.5% from three-point range...topped the 20-point plateau twice...scored 23 points against San Jacinto College-Central and 20 against Hill College.

MURRAY STATE

Appeared in 14 games during the 2016-17 year, averaging 1.7 points per game...scored nine points against Bethel (TN) to go with three assists.

KNIGHTDALE HIGH SCHOOL

Scored over 2,500 points in his four-year varsity career...recorded 10 games of 40 or more points...ranked as a top-15 player in the state...three-star rated guard on ESPN, Verbal Commits, Rivals, and 24/7 Sports...played on the UAA circuit with Team Felton.

PERSONAL

The son of Annie and George Griffin...has two siblings, Dashaun Griffin and Jonathan Harris...brother, Dashaun, played basketball at North Alabama...Member of National Honor Society and drama club.



James Dunlop

13

C • Fr • 6-11 • 230
Centreville, Va.
(Hargrave Military Academy)

HARGRAVE MILITARY ACADEMY

Spent a prep year at Hargrave Military Academy, playing during the 2017-18 campaign.

PAUL VI CATHOLIC HIGH SCHOOL

Helped his team to a championship in the BK Classic...averaged 3.2 blocks per game.

PERSONAL

The son of John and Angelique Dunlop...has a sibling, Malaika...member of the Options Club...helped assist students with disabilities at his school.



Benjamin Stanley

14

F • r-Fr • 6-6 • 225
Baltimore, Md.
(Millwood High School)

2017-18 - FRESHMAN SEASON

Did not appear in a game as a freshman.

MILLWOOD HIGH SCHOOL

Played basketball as a freshman, junior, and senior...averaged 12.5 points and five rebounds as a junior...averaged 15 points, eight rebounds, and three assists a game in his senior season.

PERSONAL

Born March 12, 1998...son of Tonya and William Stanley...has one brother, William III...nicknamed Benji...cousins Clayton and Imani Hunter are Hampton University graduates...is pursuing his 5-year MBA...wants to play professional basketball and become a lawyer.

Jerry Carter



20

G • r-So • 6-3 • 200
Woodbridge, Va.
(Mount Olive)

MOUNT OLIVE

Appeared in four games, starting two, during the 2016-17 season, averaging 8.3 points per game...started at Francis Marion on December 6, scoring a season-high 15 points to go with four rebounds, three assists, and three steals...pulled down six rebounds at Lees-McRae on December 3.

CD HYLTON HIGH SCHOOL

Second Team All-State selection...Regional Player of the Year...First Team All-Region...Conference Player of the Year...First Team All-Conference selection.

Devon Oakley



21

G • Sr • 6-3 • 185
Chesapeake, Va.
(Nansemond River High School)

2017-18 - JUNIOR SEASON

Did not appear in a game as a junior.

2016-17 - SOPHOMORE SEASON

Averaged 3.4 points and 2.8 rebounds as a redshirt sophomore...saw action in 26 games, while starting four... scored 12 points with five rebounds against Stony Brook... hauled in season high six rebounds against Bethune-Cookman...had three steals in a game five times..season high four assists in home win over Howard...blocked two shots against UMES and Stony Brook.

2015-16 FRESHMAN SEASON

Played in 14 games in a reserve role... averaged 0.6 points and 0.9 rebounds per game... scored a season-high two points four times, most recently against Princeton on Jan. 3... also had a season-high three rebounds and two assists in that contest... played a season-high 14 minutes twice: at Coppin State (Dec. 5) and vs. Princeton (Jan. 3).

NANSEMOND RIVER HIGH SCHOOL

Was named Second Team All-District as a junior after averaging 13 points, five assists, four rebounds, and two steals per game... won the conference championship as a senior, earning First Team All-State and All-Conference honors... averaged 14 points, eight rebounds, five assists, three steals, and two blocks per game.

PERSONAL

Born May 11, 1996... son of Evelyn Graham and Jeffrey Oakley... has two siblings: Ian (15) and Morgan (12)... was featured in the Suffolk News-Herald... majoring in electrical engineering... wants to become head researcher at a top engineering firm.

OAKLEY'S CAREER HIGHS

- Points: 12 vs. Stony Brook (11/26/16)
- Rebounds: 6 at Bethune-Cookman (2/18/17)
- Assists: 5 vs. Maryland Eastern Shore (3/9/17)
- Blocks: 2 (twice) last vs. Maryland Eastern Shore (3/9/17)
- Steals: 3 (5x) last vs. Howard (2/11/17)
- Field Goals Made: 5 vs. Stony Brook (11/26/16)
- Field Goals Attempted: 7 (2x) last vs. Stony Brook (11/26/16)
- 3-pt FG Made: 1 vs. Norfolk State (1/21/17)
- 3-pt. FG Attempted: 2 vs. Robert Morris (11/25/16)
- Free Throws Made: 6 at Coppin State (3/2/17)
- Free Throws Attempted: 10 at Coppin State (3/2/17)



Devon Oakley Career Stats

Season	gp-gs	min	Total		3-Point		F-Throws		Rebounds					Points						
			fg	pts	fg	pts	at	pts	off	def	tot	avg	pts	avg						
2015-16	14-0	115:28	2-9	222	0-1	000	5-7	714	3	10	13	0.9	10	0	3	3	1	2	9	0.6
2016-17	26-4	389:15.1	30-64	469	1-6	.125	27-39	182	5	68	73	2.8	31	0	32	25	6	22	88	3.4
TOTAL	40-4	474:11.9	32-73	438	1-9	.111	32-46	186	8	78	86	2.2	41	0	35	28	9	24	97	2.4



Trevond Barnes

22

F • Sr • 6-9 • 210

LaFayette, Ala.

(LaFayette High School)

2017-18 - JUNIOR SEASON

Appeared in 34 games, making 33 starts as a junior...averaged 7.1 points per game to go with 4.2 rebounds per contest...tallied two double-doubles on the season...registered 13 points and 10 rebounds against Coastal Carolina on December 6...posted 11 points and 10 boards at Texas-Rio Grande Valley on December 30...season-best of 17 points at Howard University on February 8...had a season best of 13 rebounds at Notre Dame in the first round of the NIT on November 13.

2016-17 - SOPHOMORE SEASON

Averaged 6.8 points and 4.0 rebounds per game...started in 30 of 31 games...hauled in 10 rebounds against South Carolina State...scored in double figures in seven games topped by 18 against Winthrop and Coker...hit 54.4% from the floor (74-of-136) and 69.4% from foul line (50-of-72)... can step outside for the 3-point shot as he was 14-of-29 from behind the arc (48.3%)...was 4-of-4 against Winthrop from 3-point range.

2015-16 FRESHMAN SEASON

Played in 14 games in a reserve role... averaged 1.3 points and 1.4 rebounds per game... scored a season-high six points at William & Mary on Nov. 25 on 3-for-4 shooting... was 8-for-17 from the floor on the season... played a season-high 17 minutes at William & Mary... grabbed a season-high four rebounds against Appalachian State on Nov. 20... blocked two shots at William & Mary on Nov .25... had two steals against Savannah State on Jan. 23.

LaFAYETTE HIGH SCHOOL

Played JV basketball as a freshman before moving to the varsity squad as a sophomore... averaged eight points and five rebounds as a sophomore... upped those averages to 12 points, eight rebounds, and two blocks per game as a sophomore... was named All-Region and Championships MVP as a senior... was also All-State and Team MVP... averaged 16 points, 10 rebounds, and three blocks a game that season... played football as a sophomore and senior... was on the baseball team as a freshman.

PERSONAL

Born July 20, 1997... son of Shirley and Charlie Barnes... has two sisters, Alicia and Tabitha, and one brother, Charlie... nicknamed Tre... was featured in the LaFayette Sun... majoring in finance... wants to pursue a Master's in sports management and become an athletic director.

BARNES' CAREER HIGHS

- Points: 18 vs. Winthrop (12/17/16)
- Rebounds: 10 (2x) last vs. Coastal Carolina, (12/6/17)
- Blocks: 5 (2x) last at Bethune-Cookman (2/18/17)
- Steals: 3 at Xavier (11/20/17)
- Field Goals Made: 6 vs. Coker (12/30./16)
- Field Goals Attempted: 10 vs. Coker (12/30/16)
- 3-pt FG Made: 4 vs. Winthrop (12/17/16)
- 3-pt. FG Attempted: 4 vs. Winthrop (12/17/16)
- Free Throws Made: 6 vs. Coker (12/30/16)
- Free Throws Attempted: 7 vs. Coker (12/30/16)



Trevond Barnes Career Stats

Season	gp-gs	minutes	Total		3-Point		F-Throws		Rebounds										Stealing	
			fg-fga	pts	fg-fga	pts	ft-fa	pts	off	def	tot	avg	pb	blk	stl	pts	avg			
2015-16	14-0	146.0	8-17	.471	8-1	.000	2-8	.250	10	10	20	1.4	14	0	11	4	6	3	18	1.3
2016-17	31-30	676/19.9	74-136	.544	14-29	.483	50-72	.694	44	81	125	4.0	39	6	11	25	48	3	212	6.8
2017-18	34-33	671/19.7	87-155	.561	6-24	.250	60-86	.698	50	96	146	4.2	93	4	21	31	44	10	240	7.1
TOTAL	79-63	1371/17.4	169-308	.545	28-54	.519	112-166	.675	104	184	286	3.6	196	10	33	60	96	16	470	5.9



Kalin Fisher

23

G • Sr • 6-2 • 180

Chicago, Ill.

(Proviso East High School)

2017-18 - JUNIOR SEASON

Appeared in 33 games, making 23 starts as a junior...averaged 12.8 points and 4.7 rebounds per game...topped the 20-point plateau four times...season-best 37 points against Savannah State on February 19...posted back-to-back double-doubles from November 24-27...posted 14 points and 10 boards against Rider University on November 24...tallied 24 points and 11 rebounds against Saint Leo on November 27...contributed six assists against Florida A&M on January 27.

2016-17 - SOPHOMORE SEASON

Started in 19 of 28 games played...averaged 9.3 points and 2.6 rebounds per game...scored season high 21 points at Coppin State...had 13 games of double figures in scoring...hauled season high seven rebounds at Florida A&M and had six twice against Chowan and Maryland Eastern Shore...had five assists at Bethune-Cookman and four the next game at Florida A&M.

2015-16 FRESHMAN SEASON

Played in 32 games for the Pirates as a reserve... averaged 3.6 points and 1.4 rebounds per game... was 36-for-116 (.310) from the floor, 10-for-46 (.217) from 3-point range, and 33-for-55 (.600) from the free throw line on the season... played a season-high 29 minutes at Morgan State on Jan. 6... scored a season-high 14 points in that game... also had 13 points at Coppin State on Dec. 5... grabbed a season-high four rebounds twice: at Coppin State (Dec. 5) and at UMES (Feb. 6)... dished out a season-high five assists at Howard on Feb. 8... had a season-high two steals twice: at Coppin State and at UMES.

PERSONAL

Born Sept. 24, 1996... nicknamed K-Fish... currently undecided regarding his major.

FISHER'S CAREER HIGHS

- Points: 29 vs. Coastal Carolina (12/6/17)
- Rebounds: 11 vs. Saint Leo (11/27/17)
- Assists: 5 (twice), last at Bethune-Cookman (2/18/17)
- Blocks: 2 vs. Robert Morris (11/25/16)
- Steals: 3 (twice), last at Coastal Carolina (3/15/17)
- Field Goals Made: 10 vs. Coastal Carolina (12/6/17)
- Field Goals Attempted: 22 vs. S.C. State (1/25/17)
- 3-pt. FG Made: 3 (3x) last at Missouri State (12/8/17)
- 3-pt. FG Attempted: 6 (3x), last vs. Coastal Carolina (12/6/17)
- Free Throws Made: 6 (4x) last vs. Coastal Carolina (12/6/17)
- Free Throws Attempted: 9 at Coppin State (12/5/15)



Kalin Fisher Career Stats

Season	gp	pts	Total		3-Point		F-Throws		Rebounds				Blocking							
			fg	pts	fg	pts	fg	pts	off	def	tot	avg	blk	ast	stl	pts	avg			
2015-16	32-0	408/122.6	36-116	310	18-46	217	33-55	588	17	28	45	1.4	96	0	28	18	2	10	115	3.6
2016-17	28-19	656/234.4	96-255	384	28-76	383	45-85	592	24	48	72	2.6	49	1	42	46	5	17	261	9.3
2017-18	33-23	1007/305.5	159-360	442	39-117	383	64-77	331	23	132	156	4.7	57	0	78	53	4	20	421	12.8
TOTAL	93-42	2066/222.2	293-731	481	85-239	389	142-197	721	64	206	272	2.9	142	1	132	117	11	47	797	8.6



Austin Colbert

24

F • r-Sr • 6-9 • 202
Chesapeake, Va.
(Illinois)

2017-18 - R-JUNIOR SEASON

Appeared in 26 games, making two starts for Hampton... started the first two games of the season, including a season-high 32 minutes at Rider University on November 10... scored 17 points to go with seven rebounds and four blocks against Mid-Atlantic Christian on November 29...contributed eight rebounds at Rider.

ILLINOIS

Played in 47 games, averaging 1.5 points and 1.5 rebounds...shot 50 percent from the field (13-26) in his first season...four points in Illini debut vs. Alabama State (11/8/13)...two points and three rebounds vs. Jacksonville State (11/10/13)...four points in four minutes vs. Bradley (11/17/13)...two points and three rebounds vs. Chicago State (11/22/13)...two points and two boards at UNLV (11/26/13)...four points vs. Auburn (12/8/13)...three rebounds at Wisconsin (1/8/14)...set career-mark with six points vs. Indiana State (11/27/13)...hailed in career-best seven rebounds vs. Iowa (2/25/15).

HIGH SCHOOL

Averaged 12.9 points, 6.9 rebounds and 2.5 blocks as a senior...helped lead Gill St. Bernard's to the New Jersey Non-Public South B semifinals, finishing his career with 13 points and 12 rebounds vs. Patrick School...recorded season highs of 24 points and 14 rebounds vs. Hillsborough (Feb. 5, 2013)...selected to compete in the Jordan Brand Classic Regional Game at Barclay's Center in Brooklyn...ranked No. 97 nationally by Rivals and No. 98 by 247 Sports...participated in the 2012 NBPA Top 100 Camp, where he averaged 7.2 points...also competed at the 2012 Nike Global Chal-

lenge...high school coach was Mergin Sina...played for the Team Final AAU program, coached by Rob Brown...spent junior season at the Hotchkiss School in Lakeville, Connecticut after attending St. Patrick's in New Jersey as both a freshman and sophomore.

PERSONAL

Born Nov. 7, 1994...enrolled in the Division of General Studies (undeclared)...parents are James and Brenda Colbert... has an older brother, James, an older sister, Amona, and a younger brother, Morgan...favorite athlete is Usain Bolt... favorite players are LeBron James and Jeff Green.

COLBERT'S CAREER HIGHS

- Points: 17 vs. Mid-Atlantic Christian (11/29/17)
- Rebounds: 8 at Rider (11/10/17)
- Assists: 2 (twice) last vs. Saint Leo (11/27/17)
- Blocks: 4 vs. Mid-Atlantic Christian (11/29/17)
- Steals: 1 (twice) last vs. Northern Arizona (11/23/17)
- Field Goals Made: 8 vs. Mid-Atlantic Christian (11/29/17)
- Field Goals Attempted: 11 vs. Mid-Atlantic Christian (11/29/17)
- 3-Pt. Field Goals Made: 2 at William & Mary (11/15/17)
- 3-Pt. Field Goals Attempted: 4 (2x) last vs. Saint Leo (11/27/17)
- Free Throws Made: 2 (2x) last vs. Saint Leo (11/27/17)
- Free Throws Attempted: 2 (3x) last vs. Saint Leo (11/27/17)

Austin Colbert Career Stats

Season	app	gs	min	Total		3-Point		F-Throws		Rebounds					Blocking							
				fg	pt	fg	pt	att	pc	off	def	tot	avg	blk	pc	avg						
2017-18	26	2	341	113.1	30-85	.353	5-31	.161	14-17	.824	15	44	59	2.3	42	0	9	17	10	5	79	3.0
TOTAL	26	2	341	113.1	30-85	.353	5-31	.161	14-17	.824	15	44	59	2.3	42	0	9	17	10	5	79	3.0



Akim Mitchell

25

G • Sr • 6-5 • 200
Charlotte, N.C.
(Carlisle School)

2017-18 - JUNIOR SEASON

Appeared in 33 games, starting each one for HU...averaged 8.0 points and 4.5 rebounds per game...posted a season high of 21 points at North Carolina A&T on February 3... scored 18 points against Bluefield College on November 12...registered 16 points and seven rebounds against Florida A&M on January 27...tallied a season high of 11 rebounds against Coppin State on January 31.

2016-17 - SOPHOMORE SEASON

Started in 21 of 30 games...averaged 5.1 points and 3.3 rebounds per game...six games in double figures scoring topped by 18 against Winthrop...had nine rebounds against Howard and eight against Coastal Carolina...didn't get to foul line much but was among team leaders at 73.5% (25-of-34)...dished out season high five assists at Savannah State.

2015-16 FRESHMAN SEASON

Played in 30 games for the Pirates, making 10 starts... averaged 2.4 points and 1.9 rebounds per game... played a season-high 28 minutes against Louisiana Monroe on Dec. 23... was 20-for-58 (.345) from the floor and 28-for-35 (.800) from the free throw line on the season... made four of 18 3-pointers (.222)... scored in double figures twice, including a season-high 12 points against Washington Adventist on Feb. 2... also had 10 points against Savannah State on Jan. 23... grabbed a season-high six rebounds against Washington Adventist... dished out a season-high four assists against Nicholls State on Dec. 22.

CARLISLE SCHOOL

Averaged four points and four assists as a sophomore... won the Coaches Award as both a junior and senior... averaged eight points and eight assists per game as a junior... averaged 14 points and eight assists as a senior... was coached by former NBA player Muggsy Bogues.

PERSONAL

Born Sept. 18, 1996... son of Vernetta and Anthony Mitchell...

ell... has one brother, Akil (24)... nicknamed Prince... was featured in the Charlotte Observer... currently undecided regarding his major... wants to become a business owner.

MITCHELL'S CAREER HIGHS

- Points: 18 vs. Bluefield (11/12/17)
- Rebounds: 9 vs. Howard (2/11/17)
- Assists: 5 at Savannah State (2/4/17)
- Blocks: 1 (many times) last vs. Bluefield (11/12/17)
- Steals: 2 (eight times), last at Missouri State (12/8/17)
- Field Goals Made: 8 vs. Bluefield (11/12/17)
- Field Goals Attempted: 12 vs. Bluefield (11/12/17)
- 3-pt. FG Made: 2 (2x) last vs. Mid-Atlantic Christian, (11/29/17)
- 3-pt. FG Attempted: 3 (2x) last vs. Mid-Atlantic Christian, (11/29/17)
- Free Throws Made: 8 vs. Washington Adventist (2/2/16)
- Free Throws Attempted: 8 vs. Washington Adventist (2/2/16)



Akim Mitchell Career Stats

Season	gp	pts	Total		3-Point		F-Throws		Rebounds					Assists						
			fg	pts	fg	pts	at	pts	off	def	tot	avg	pts	fg	ast	blk	stl			
2015-16	30-10	324/10.8	20-58	345	4-18	222	28-35	800	19	38	57	1.9	38	1	14	12	1	7	72	2.4
2016-17	30-21	570/19.0	60-129	485	7-22	318	25-34	725	36	62	98	3.3	66	0	29	42	2	19	152	5.1
2017-18	33-33	886/26.8	94-188	580	14-52	438	61-75	813	58	90	148	4.5	79	4	48	33	2	22	288	8.0
TOTAL	93-64	1780/19.1	174-375	464	25-72	347	114-144	792	113	190	306	3.3	180	5	91	87	5	48	487	5.2

Eugene Marshall



45

G • r-Sr • 6-3 • 170
 Hackensack, N.J.
 (Hackensack High School)

2017-18 - R-SOPHOMORE SEASON

Appeared in nine games as a redshirt sophomore...played a season-best 20 minutes against Mid-Atlantic Christian on November 29...scored five points while pulling down three rebounds against Mid-Atlantic Christian.

2016-17 - R-FRESHMAN SEASON

Saw action in five games at shooting guard and scored three points at Princeton.

2015-16 FRESHMAN SEASON

Redshirted for the Pirates.

HACKENSACK HIGH SCHOOL

Was Second Team All-League and Most Improved as a sophomore, averaging eight points and six rebounds a game...upped those averages to 10 points, seven rebounds, and 1.5 assists as a junior, again earning Second Team All-League honors... was a top-20 rebounder in the state on New Jersey... topped the 1,000-point mark as a senior, averaging 13.6 points and 9.5 rebounds per game... helped Hackensack win a state championship... won the Coaches Award... was again Second Team All-League... named Second Team All-Jamboree.

PERSONAL

Born Nov. 29, 1994... son of Phyllis and Eugene Marshall Jr.... has one brother, Jason (29), and one sister, Jacqueline (23)... sister Jacqueline played on the Hampton women's basketball team in 2014-15... nicknamed Gene... was featured in The Bergen Record, the Star Ledger, HoopsRivals, and Hoops Journal... majoring in sports management... wants to pursue a career as an athletic director at the college level, a general manager, or a sports analyst.

MARSHALL'S CAREER HIGHS

- Points: 5 vs. Mid-Atlantic Christian (11/29/17)
- Rebounds: 3 vs. Mid-Atlantic Christian (11/29/17)
- Assists: 1 at Kansas State (11/20/16)
- Field Goals Made: 2 vs. Mid-Atlantic Christian (11/29/17)
- Field Goals Attempted: 5 vs. Mid-Atlantic Christian (11/29/17)
- 3-Pt. Field Goals Made: 1 at Princeton (12/28/16)
- 3-Pt. Field Goals Attempted: 3 vs. Mid-Atlantic Christian (11/29/17)
- Free Throws Made: 1 vs. Mid-Atlantic Christian (11/29/17)
- Free Throws Attempted: 2 vs. Mid-Atlantic Christian (11/29/17)

Eugene Marshall Career Stats

Season	gp	pts	Total		2-Point		F-Throws		Rebounds					Steals					
			fg	pt	fg	pt	at	pt	off	def	tot	avg	pts	avg					
2016-17	5-0	1122.2	1-3	.333	1-3	.333	0-0	.000	1	0	1	0.2	1	0	1	0	0	0	0
2017-18	9-0	353.9	4-14	.286	1-10	.100	3-4	.750	1	5	6	0.7	6	0	3	1	0	1	12
TOTAL	14-0	465.5	5-17	.294	2-13	.154	3-4	.750	2	5	7	0.5	7	0	4	1	0	1	15

ALL-TIME RECORDS

INDIVIDUAL SCORING RECORDS

Career Points

1.	2,418	Rick Mahorn	1976-80	119 games
2.	1,976	Greg Hines	1979-83	120 games
3.	1,800	JaFonde Williams	1992-96	108 games
4.	1,757	Devin Green	2001-05	123 games
5.	1,755	Darryl Warwick	1977-81	116 games
6.	1,754	Tarvis Williams	1997-2001	114 games
7.	1,684	Prentice Hill	1967-71	86 games
8.	1,679	Tony Washington	1979-83	121 games
9.	1,607	Darrion Pellum	2008-12	112 games
10.	1,582	Tommy Adams	1998-2002	120 games

Season Points

1.	855	Rick Mahorn	1979-80
2.	719	Rick Mahorn	1977-78
3.	702	Tarvis Williams	2000-01
4.	685	Rick Mahorn	1978-79
5.	671	Tony Washington	1981-82
6.	669	JaFonde Williams	1995-96
7.	652	Tommy Adams	2001-02
8.	651	Prentice Hill	1969-70
9.	650	Jermaine Marrow	2017-18
10.	622	Robert Kornegay	1969-70

Career Scoring Average

1.	20.3	Rick Mahorn	1976-80
2.	19.6	Prentice Hill	1967-71
3.	17.7	Robert Kornegay	1967-70
4.	17.4	Jermaine Marrow	2016-present
5.	16.7	JaFonde Williams	1992-96
6.	16.5	Kenneth Brown	1989-92
7.	16.4	Greg Hines	1979-83
8.	16.2	Randy White	1974-76
9.	15.8	Marvin Payne	1976-79
10.	15.4	Tarvis Williams	1997-01

Season Scoring Average

1.	27.6	Rick Mahorn	1979-80
2.	26.0	Prentice Hill	1969-70
3.	25.7	JaFonde Williams	1995-96
4.	24.9	Robert Kornegay	1969-70
5.	24.0	Rick Mahorn	1977-78
6.	22.8	Rick Mahorn	1978-79
7.	22.5	JaFonde Williams	1994-95
8.	22.4	Prentice Hill	1970-71
9.	21.9	Tarvis Williams	2000-01
	21.9	Darryl Warwick	1980-81

Points in a Game

1.	48	Rick Mahorn vs. St. Augustine's	2-22-80
2.	47	JaFonde Williams vs. Norfolk State	1-31-95
3.	46	Keith Tolliver vs. Virginia State	1-24-78
	46	Darryl Warwick vs. Norfolk State	2-3-81
5.	43	JaFonde Williams vs. Maine	1-29-96

6.	42	Henry Sherman vs. Johnson C. Smith	2-19-76
	42	Prentice Hill vs. St. Paul's	2-21-70
	42	Robert Kornegay vs. Coppin State	2-11-70
9.	41	Rick Mahorn vs. Fayetteville State	2-14-80
	41	Rick Mahorn vs. Winston-Salem State	2-24-79

TEAM SCORING RECORDS

Season Points

1.	2,754	1977-78	31 games
2.	2,695	1979-80	31 games
3.	2,623	2001-02	33 games
4.	2,583	1978-79	30 games
5.	2,471	2000-01	32 games

Points in a Game

1.	132	vs. Shaw	2-12-87
2.	130	vs. Southeastern	11-22-80
3.	122	vs. Virginia Union	1-25-86
4.	121	vs. St. Paul's	12-6-69
	121	vs. Pikeville	12-20-69

Season Scoring Average

1.	91.0	1970-71	2,275 pts.	25 games
2.	88.8	1977-78	2,754 pts.	31 games
3.	86.9	1979-80	2,695 pts.	31 games
4.	86.8	1969-70	2,170 pts.	25 games
5.	86.1	1978-79	2,583 pts.	30 games

INDIVIDUAL FIELD GOAL RECORDS

Career Field Goals Made

1.	982	Rick Mahorn	1976-80
2.	734	Greg Hines	1979-83
3.	669	Tony Washington	1979-83
4.	666	Darryl Warwick	1977-81
5.	651	Prentice Hill	1967-71
6.	643	Tarvis Williams	1997-2001
7.	612	Devin Green	2001-05
8.	606	JaFonde Williams	1992-96
9.	590	Marvin Payne	1976-79
10.	549	Darrion Pellum	2008-12

Season Field Goals Made

1.	352	Rick Mahorn	1979-80
2.	291	Rick Mahorn	1977-78
3.	274	Rick Mahorn	1978-79
	274	Robert Kornegay	1969-70
5.	268	Tony Washington	1981-82
6.	260	Marvin Payne	1976-77
7.	259	Tarvis Williams	2000-01
8.	253	Tony Washington	1982-83
9.	245	Prentice Hill	1969-70
10.	232	Darryl Warwick	1980-81

Field Goals Made in a Game

1.	21	Rick Mahorn vs. St. Augustine's	2-22-80
2.	19	Rick Mahorn vs. Virginia State	1-24-87
	19	Keith Tolliver vs. Virginia State	1-24-87
4.	18	Rick Mahorn vs. Fayetteville State	2-14-80
5.	17	Rick Mahorn vs. District of Columbia	2-2-80
6.	16	Darryl Warwick vs. Johnson C. Smith	2-22-79
	16	Marvin Payne vs. District of Columbia	12-9-77
	16	Rick Mahorn vs. Maryland E. Shore	1-19-80
	16	Rick Mahorn vs. Virginia State	12-22-77
10.	15	Bruce Brown vs. Maryland E. Shore	1-17-05
	15	JaFonde Williams vs. Norfolk State	1-31-95
	15	Rick Mahorn vs. Virginia Union	2-23-79
	15	Rick Mahorn vs. Norfolk State	1-16-79
	15	Rick Mahorn vs. St. Paul's	2-9-80
	15	Marvin Payne vs. Maryland E. Shore	12-10-77
	15	Henry Sherman vs. Randolph-Macon	2-23-76

Career Field Goals Attempted

1.	1,839	Rick Mahorn	1976-80
2.	1,512	Greg Hines	1979-83
3.	1,455	Darryl Warwick	1977-81
4.	1,430	Prentice Hill	1967-71
5.	1,414	JaFonde Williams	1992-96
6.	1,355	Devin Green	2001-05
7.	1,353	Tony Washington	1979-83
8.	1,319	Tommy Adams	1998-2002
9.	1,248	Vincent Simpson	2006-10
10.	1,234	Stacy Clark	1986-90

Season Field Goals Attempted

1.	621	Rick Mahorn	1979-80
2.	573	Jermaine Marrow	2017-18
3.	572	Marvin Payne	1976-77
4.	570	Rick Mahorn	1977-78
5.	552	Tony Washington	1982-83
6.	542	Darrion Pellum	2011-12
7.	534	JaFonde Williams	1995-96
8.	527	Tony Washington	1981-82
9.	521	Prentice Hill	1969-70
10.	506	Reginald Johnson, Jr.	2015-16

Field Goals Attempted in a Game

1.	33	JaFonde Williams vs. Norfolk State	1-31-95
2.	31	Rick Mahorn vs. Norfolk State	1-17-78
	31	Marvin Payne vs. Virginia State	1-25-77
	31	Tony Washington vs. W-S State	2-25-83
5.	30	Rick Mahorn vs. Fayetteville State	2-14-80
	30	Marvin Payne vs. Maryland E. Shore	12-10-77
	30	Greg Hines vs. Norfolk State	2-1-83
8.	29	Tarvis Williams vs. Central Florida	1-31-01
	29	Al Bell vs. Florida A&M	2-5-97
	29	Marvin Payne vs. Coppin State	1-27-78
	29	Rick Mahorn vs. Virginia State	12-22-77
	29	Henry Sherman vs. Randolph-Macon	2-23-76

Career Field Goal Percentage (Min. 250 FG Made)

1.	.624	David Johnson	2000-04	269-431
2.	.602	Bruce Brown	2002-06	257-427

3.	.579	Peltre Williams	1986-89	327-565
4.	.567	Derett Boyd	1992-95	364-642
5.	.560	Isaac Jefferson	1999-2003	255-455
6.	.546	Tarvis Williams	1997-2001	643-1,178
7.	.544	Michael Freeman	2006-10	441-810
8.	.536	David Saunders	1990-94	466-869
9.	.534	Rick Mahorn	1976-80	982-1,839
10.	.531	Robert Kornegay	1967-70	575-1,082

Season Field Goal Percentage (Min. 100 FG Made)

1.	.700	David Johnson	2001-02	112-160
2.	.678	Michael Freeman	2005-06	162-239
3.	.662	Bruce Brown	2004-05	178-269
4.	.625	Rowan Gomes	1986-87	120-192
5.	.616	Bruce Brown	2003-04	101-164
6.	.615	Cedric Miller	1984-85	187-304
7.	.614	Derett Boyd	1993-94	151-246
8.	.605	Isaac Jefferson	2001-02	121-200
9.	.586	Peltre Williams	1987-88	180-307
10.	.583	Tarvis Williams	1999-2000	141-242



Rick Mahorn & Big House Gaines

Field Goal Percentage in a Game (Min. 10 Attempts)

1.	.917	Jaz Cowan	2-18-06	11-12	at DSU
	.917	Keith Hunter	1-27-92	11-12	vs. Livingstone
3.	.909	Keith Tolliver	3-8-78	10-11	vs. CSU
4.	.857	Tarvis Williams	1-15-00	12-14	vs. Howard

2018-19 Hampton Men's Basketball

5.	.850	Rick Mahorn	2-2-80	17-20	vs. UDC
6.	.833	Devin Green	1-18-03	10-12	vs. Florida A&M
7.	.818	Tarvis Williams	1-27-01	9-11	vs. Bethune-Cookman
	.818	Marvin Payne	12-4-78	9-11	vs. Philadelphia Pharmacy
	.818	Keith Tolliver	3-6-78	9-11	vs. Spring Garden
10.	.800	Lionel Pehoua	1-23-06	8-10	
	.800	Tarvis Williams	12-11-97	8-10	vs. Morgan State
	.800	JaFonde Williams	1-12-94	8-10	vs. ECSU
	.800	Keith Hunter	2-23-91	8-10	vs. Virginia State
	.800	Al Godwin	1-25-83	8-10	vs. Virginia State
	.800	Rick Mahorn	1-20-79	8-10	vs. Virginia Union
	.800	Michael Freeman	1-25-10	8-10	vs. Florida A&M

TEAM RECORDS

Season Field Goals Made

1.	1,081	1977-78	31 games
2.	1,059	1979-80	31 games
3.	1,044	1978-79	30 games
4.	970	2017-18	35 games
5.	962	1982-83	30 games

Field Goals Made in a Game

1.	49	vs. Columbia Union	11-27-93
	49	vs. Virginia State	1-24-78
3.	48	at Livingstone	2-7-80
4.	46	vs. Rutgers-Camden	12-7-82
	46	vs. Virginia State	2-2-76

Season Field Goals Attempted

1.	2,319	1977-78	31 games
2.	2,279	1976-77	28 games
3.	2,202	1979-80	31 games
4.	2,121	1978-79	30 games
5.	2,119	1982-83	30 games

Field Goals Attempted in a Game

1.	108	vs. Maryland-Eastern Shore	12-11-78
2.	107	vs. St. Paul's	11-29-76
3.	105	vs. Coppin State	1-27-78
4.	102	vs. District of Columbia	12-9-77
5.	99	vs. Virginia State	1-25-77

Season Field Goal Percentage

1.	.618	1987-88	26 games
2.	.497	1980-81	28 games
	.497	1993-94	26 games
4.	.492	1978-79	30 games
5.	.487	1992-93	27 games

Field Goal Percentage in a Game

1.	.674	vs. Southeastern	12-22-80	35-52
2.	.667	at Bethune-Cookman	1-4-06	30-45
3.	.632	vs. Bowie State	10-18-89	43-68
	.632	vs. Virginia Union	1-26-80	36-57
5.	.628	at Delaware State	1-22-05	27-43

INDIVIDUAL FREE THROW RECORDS

Career Free Throws Made

1.	499	Greg Hines	1979-83
2.	467	Tarvis Williams	1997-01
3.	454	Rick Mahorn	1976-80
4.	422	Darryl Warwick	1977-81
	422	Rashad West	2004-07
6.	385	Devin Green	2001-05
7.	382	Prentice Hill	1967-71
8.	357	Michael Freeman	2006-10
9.	356	JaFonde Williams	1992-96
10.	331	Tony Washington	1979-83

Season Free Throws Made

1.	184	Tarvis Williams	2000-01
2.	161	Prentice Hill	1969-70
3.	159	Rashad West	2006-07
4.	152	Greg Hines	1982-83
5.	151	Cedric Miller	1984-85
	151	Rick Mahorn	1979-80
7.	149	Greg Hines	1981-82
	149	Darryl Warwick	1980-81
9.	146	JaFonde Williams	1995-96
10.	139	Darrion Pellum	2011-12

Free Throws Made in a Game

1.	20	JaFonde Williams vs. Dayton	1-3-96
2.	19	Darrion Pellum vs. High Point	11-28-10
3.	17	Tarvis Williams vs. Norfolk State	3-3-01
4.	16	Greg Hines vs. St. Paul's	1-12-80
	16	Darrion Pellum vs. Morgan State	3-6-12
6.	15	Rick Mahorn vs. Winston-Salem State	2-24-79
	15	Tony Washington vs. NC Central	1-12-83
	15	Jermaine Marrow vs. Bethune-Cookman	1-29-18
8.	14	Greg Hines vs. Johnson C. Smith	2-14-83
	14	Doug Belton vs. Maine	11-24-97
	14	Rashad West vs. Norfolk State	2-21-07
11.	13	Raymond Lee vs. Norfolk State	2-9-88
	13	Jermaine Gholson vs. W-Salem State	12-8-94
	13	Devin Green vs. Florida A&M	3-9-05

Career Free Throws Attempted

1.	720	Greg Hines	1979-83
2.	679	Tarvis Williams	1997-2001
3.	666	Rick Mahorn	1976-80
4.	587	Darryl Warwick	1977-81
5.	582	Prentice Hill	1967-71
6.	559	Rashad West	2004-07
7.	523	Devin Green	2001-05
8.	503	Michael Freeman	2006-10
9.	472	Tony Washington	1979-83
10.	466	Keith Hunter	1988-92


Season Free Throws Attempted

1.	256	Prentice Hill	1969-70
2.	253	Tarvis Williams	2000-01
3.	225	Greg Hines	1982-83
4.	221	Greg Hines	1981-82

5.	220	Rick Mahorn	1979-80
6.	205	Du'Vaughn Maxwell	2013-14
		Darryl Warwick	1980-81
8.	202	Rick Mahorn	1977-78
9.	200	Rick Mahorn	1978-79
10.	193	Cedric Miller	1984-85

Free Throws Attempted in a Game

1.	25	Greg Hines vs. Johnson C. Smith	2-14-83
2.	23	JaFonde Williams vs. Dayton	1-3-96
	23	Darrion Pellum vs. High Point	11-28-10
4.	22	Tarvis Williams vs. Norfolk State	3-3-01
	22	Rick Mahorn vs. Virginia State	1-9-78
6.	21	Doug Belton vs. Maine	11-24-97
7.	20	Darrion Pellum vs. Morgan State	3-6-12
8.	19	Greg Hines vs. St. Paul's	1-12-80
	19	Rick Mahorn vs. W-S State	2-24-79
	19	Jermaine Gholson vs. W-S State	12-8-94
	19	Derett Boyd vs. ECSU	1-12-94
	19	Keith Tolliver vs. Virginia State	1-9-78



Greg Hines, 1979-1983

Career Free Throw Percentage (Min. 200 FT Attempted)

1.	.841	Deron Powers	2012-15	312-371
2.	.824	Brian Darden	2013-pres.	238-289
3.	.816	Raymond Lee	1985-86	204-250
4.	.813	Kenneth Brown	1989-92	247-304
5.	.803	Marseilles Brown	1999-2001	179-223

6.	.781	Jermaine Marrow	2016-pres.	274-351
7.	.771	JaFonde Williams	1992-96	356-462
8.	.763	Jeff Granger	2002-06	322-422
9.	.759	Tommy Adams	1998-2002	239-315
10.	.755	Rashad West	2004-07	422-559

Season Free Throw Percentage (Min. 75 Attempts)

1.	.845	Brian Darden	2014-15	87-103
2.	.844	Brian Darden	2015-16	81-96
3.	.843	Deron Powers	2012-13	113-134
	.843	Deron Powers	2014-15	91-108
5.	.838	Harold James	1968-69	67-80
6.	.837	Deron Powers	2013-14	108-129
7.	.835	Torrey Harrington	1998-99	66-79
	.835	Marseilles Brown	2000-01	91-109
9.	.829	Kenneth Brown	1990-91	92-111
10.	.824	Raymond Lee	1987-88	84-102
	.824	Raymond Lee	1986-87	84-102

Free Throw Percentage in a Game (Min. 10 Attempts)

1.	1.000	Jeff Granger	1-10-05	12-12	vs. SC State
	1.000	Tarvis Williams	1-20-01	12-12	vs. North Carolina A&T
	1.000	Keith Nance	1-7-87	11-11	vs. Livingstone
	1.000	Peltre Williams		11-11	vs. ECSU
	1.000	JaFonde Williams	2-27-96	11-11	vs. Oral Roberts
	1.000	JaFonde Williams	2-13-95	10-10	vs. UDC
	1.000	Kenneth Brown	12-7-89	10-10	vs. St. Augustine's
	1.000	LeSean Howard	12-4-00	10-10	vs. Howard
9.	.938	Jermaine Marrow	1-29-18	15-16	vs. B-CU
10.	.929	Raymond Lee	2-9-88	13-14	vs. Norfolk State

TEAM FREE THROW RECORDS

Season Free Throws Made

1.	597	2013-14	31 games
2.	592	1977-78	31 games
3.	577	1979-80	31 games
4.	571	2000-01	32 games
5.	565	1981-82	36 games
	565	2017-18	35 games

Free Throws Made in a Game

1.	41	at St. Paul's	1-12-80
2.	38	vs. Norfolk State	12-12-98
	38	vs. Fayetteville State	11-24-87
4.	36	at Delaware State	12-18-06
	36	vs. St. Paul's	1-21-78
	36	at Elizabeth City State	2-1-79

Season Free Throws Attempted

1.	909	2013-14	31 games
2.	888	1981-82	36 games
3.	859	2014-15	35 games
4.	865	1977-78	31 games
5.	835	2000-01	32 games

Free Throws Attempted in a Game

1.	57	vs. Fayetteville State	11-24-87
2.	55	at Morgan State	2-3-14
3.	54	at St. Paul's	1-12-80
4.	52	at Elizabeth City State	2-1-79
5.	50	vs. North Carolina Central	1-12-83
	50	vs. Longwood	3-1-10

Season Free Throw Percentage

1.	.777	2017-18	565-727
2.	.722	1984-85	493-683
3.	.705	1998-99	416-590
	.705	1968-69	411-583
5.	.702	1970-71	532-758

Free Throw Percentage in a Game (Min. 10 Attempts)

1.	.941	vs. Coppin State	12-3-01	16-17
2.	.933	vs. Coppin State	1-30-17	14-15
3.	.917	vs. Florida A&M	1-27-18	22-24
	.917	vs. North Carolina A&T	1-2-01	22-24
	.917	vs. Rutgers-Camden	11-22-85	11-12
	.917	vs. Norfolk State	2-25-78	11-12

INDIVIDUAL THREE-POINT SHOOTING RECORDS

Career Three-Point Field Goals Made

1.	277	Tommy Adams	1998-02
2.	232	JaFonde Williams	1992-96
3.	222	Jeff Granger	2002-06
	222	Vincent Simpson	2006-10
5.	209	Torrey Farrington	1995-99
6.	204	Brian Darden	2013-16
7.	205	Kenneth Brown	1989-92
8.	197	Darrion Pellum	2008-12
9.	196	Rashad West	2004-07
10.	159	Kwame Morgan	2008-12

Season Three-Point Field Goals Made

1.	106	Tommy Adams	2001-02
2.	100	Kwame Morgan	2010-11
3.	83	JaFonde Williams	1995-96
	83	Kenneth Brown	1990-91
5.	80	Brian Darden	2015-16
6.	75	Marseilles Brown	2000-01
7.	73	Jeff Granger	2003-04
	73	Darrion Pellum	2010-11
9.	72	Torrey Farrington	1998-99
	72	Rashad West	2006-07
	72	Darrion Pellum	2008-12

Three-Point Field Goals Made in a Game

1.	10	Dexter Williams vs. Bowie State	2-18-89
2.	9	Darrion Pellum vs. Dominican	12-29-10
	9	Vincent Simpson vs. SC State	1-17-09
	9	Marseilles Brown vs. N. Carolina A&T	3-9-00
	9	JaFonde Williams vs. Maine	1-29-96
6.	8	Kwame Morgan vs. UMES	1-31-11
	8	Tommy Adams vs. SC State	2-5-00
	8	Greg Brown vs. Old Dominion	11-22-97

9.	7	Jeff Granger at Morgan State	1-14-06
	7	Tommy Adams vs. Howard	2-19-00
	7	Dexter Williams vs. CNU	1-4-90
	7	JaFonde Williams vs. The Citadel	12-5-95
	7	Kenneth Brown vs. St. Augustine's	12-5-90
	7	JaFonde Williams vs. Norfolk State	1-31-95
	7	Torrey Farrington vs. Florida A&M	1-17-98



Devin Green, 2001-2005

Three-Point Field Goals Attempted in a Career

1.	743	Tommy Adams	1998-2002
2.	697	Vincent Simpson	2006-10
3.	662	Jeff Granger	2002-06
4.	651	Darrion Pellum	2008-12
5.	630	JaFonde Williams	1992-96
6.	611	Brian Darden	2013-pres.
7.	585	Torrey Farrington	1995-99
8.	556	Rashad West	2004-07
9.	510	Kenneth Brown	1989-92
10.	448	Kwame Morgan	2008-12

Three-Point Field Goals Attempted in a Season

1.	273	Kwame Morgan	2010-11
2.	271	Tommy Adams	2001-02
3.	243	Darrion Pellum	2011-12
4.	239	Brian Darden	2015-16
5.	228	JaFonde Williams	1995-96

6.	217	Darrion Pellum	2010-11
7.	214	Torrey Farrington	1997-98
8.	207	Kenneth Brown	1990-91
9.	206	Tommy Adams	2000-01
10.	204	Vincent Simpson	2008-09

13	Darrion Pellum vs. Bethune-Cookman	2-27-12
13	Brian Darden vs. North Carolina A&T	1-16-16



Tommy Adams, 1998-2002

Three-Point Field Goal Percentage in a Career (Min. 100 Attempts)

1.	.567	Raymond Lee	1985-88	93-164
2.	.451	Dexter Williams	1988-90	74-164
3.	.402	Kenneth Brown	1989-92	205-510
4.	.389	Marseilles Brown	1999-2001	133-342
5.	.373	Tommy Adams	1998-2002	277-743
6.	.368	JaFonde Williams	1992-96	232-630
7.	.357	Torrey Farrington	1995-99	209-585
8.	.355	Kwame Morgan	2008-12	159-448
9.	.352	Rashad West	2004-07	196-556
10.	.347	Devin Green	2001-05	148-427

Three-Point Field Goal Percentage in a Season (Min. 40 Attempts)

1.	.646	Raymond Lee	1987-88	42-65
2.	.515	Raymond Lee	1986-87	51-99
3.	.480	Dexter Williams	1989-90	47-98
4.	.450	Kenneth Brown	1989-90	58-129
5.	.446	Junior Pehoua	2004-05	29-54
6.	.436	Sylvester Hartfield	1988-89	24-55
7.	.426	Joe Artis	1989-90	20-47
8.	.415	Sylvester Hartfield	1987-88	17-41
9.	.413	Mackel Purvis	1999-2000	19-46
10.	.412	Stacy Clark	1988-89	21-51

Three-Point Field Goal Percentage in a Game (Min. 5 Attempts)

1.	.857	Lysander Bracey	2-3-18	6-7	at N.C. A&T
	.857	Brian Darden	2-16-15	6-7	vs. Morgan State
	.857	JaFonde Williams	12-6-94	6-7	vs. Bowie State
4.	.833	Jeff Granger	2-4-06	5-6	at UMES
	.833	Torrey Farrington	2-13-97	5-6	vs. SCSU
	.833	Raymond Lee	1-26-88	5-6	vs. Virginia State
	.833	Sylvester Hartfield	1-14-89	5-6	vs. St. Paul's
9.	.800	JaFonde Williams	1-12-94	4-5	vs. ECSU
	.800	Tommy Adams	1-15-00	4-5	vs. Howard
	.800	Efreem Carter	1-2-97	4-5	vs. BCU

TEAM THREE-POINT SHOOTING

Three-Point Field Goals Made in a Season

1.	303	2006-07	31 games
2.	218	2001-02	33 games
3.	213	2010-11	33 games
4.	203	2015-16	31 games
5.	201	1999-2000	29 games

Three-Point Field Goals Made in a Game

1.	15	at Howard	3-3-11
2.	14	vs. North Carolina A&T	3-9-00
	14	vs. South Carolina State	1-17-09
	14	vs. North Carolina A&T	1-16-16
5.	13	at Old Dominion	11-29-95
	13	at North Carolina	12-16-97
7.	12	vs. Maryland Eastern Shore	3-12-15

Three-Point Field Goals Attempted in a Game

1.	18	Dexter Williams vs. Bowie State	2-18-89
2.	17	JaFonde Williams vs. Norfolk State	1-31-95
3.	16	Torrey Farrington vs. Florida A&M	2-22-99
4.	14	Kwame Morgan vs. Maryland Eastern Shore	1-31-11
	14	Kwame Morgan vs. Colorado State	1-1-11
	14	Greg Brown vs. Old Dominion	11-22-97
	14	Torrey Farrington vs. Florida A&M	1-17-98
	14	Kenneth Brown vs. Elizabeth City State	1-14-92
	14	Mackel Purvis vs. North Carolina A&T	1-25-03
	14	Ramon Mercado vs. Coppin State	1-21-13
	14	Brian Darden vs. SMU	12-17-15
11.	13	Brian Darden vs. Coppin State	3-12-14
	13	Brian Darden vs. James Madison	12-21-13
	13	Darrion Pellum vs. Dominican	12-29-10
	13	Marseilles Brown vs. North Carolina A&T	3-9-00
	13	Torrey Farrington vs. North Carolina	12-16-97
	13	Torrey Farrington vs. Coppin State	1-24-98
	13	Kenneth Brown vs. North Alabama	3-15-91
	13	Greg Brown vs. North Carolina	12-16-97
	13	Rashad West vs. Florida A&M	3-7-07
	13	Vincent Simpson vs. South Carolina State	1-17-09

2018-19 Hampton Men's Basketball

12	at Morgan State	1-14-06
12	at Delaware State	2-21-00
12	at South Carolina State	2-5-00
12	vs. Florida A&M	1-4-97
12	vs. SMU	12-17-15

Three-Point Field Goals Attempted in a Season

1.	664	2006-07	31 games
2.	659	2015-16	31 games
3.	658	2010-11	33 games
4.	639	2011-12	33 games
5.	638	2014-15	35 games

Three-Point Field Goals Attempted in a Game

1.	44	at Maryland-Eastern Shore	11-7-06
2.	36	at George Mason	12-28-95
3.	35	vs. William & Mary	2-3-03
4.	34	vs. Florida A&M	1-4-97
	34	vs. North Carolina A&T	1-16-16

Three-Point Field Goal Percentage in a Season

1.	.428	1989-90	142-332
2.	.398	1987-88	76-191
3.	.391	1988-89	100-256
4.	.377	1986-87	97-257
5.	.366	1990-91	121-331

Three-Point Field Goal Percentage in a Game (Min. 5 Attempts)

1.	.875	at St. Paul's	1-14-89	7-8
2.	.733	vs. Savannah State	3-11-16	11-15
3.	.700	at Bethune-Cookman	1-4-06	7-10
4.	.667	at Norfolk State	2-1-94	6-9
	.667	at Columbia Union	11-27-93	4-6
	.667	at St. Paul's	1-4-93	4-6
	.667	vs. Fayetteville State	2-24-88	4-6

INDIVIDUAL REBOUNDING RECORDS

Career Rebounds

1.	1,465	Rick Mahorn	1976-80
2.	1,254	Greg Hines	1979-83
3.	972	Harold James	1967-70
4.	916	Cedric Miller	1981-85
5.	912	Marvin Payne	1976-79
6.	905	Robert Kornegay	1967-70
7.	768	Keith Tolliver	1976-79
8.	767	Isaac Jefferson	1999-2003
	767	Devin Green	2001-05
10.	747	David Saunders	1990-94


Rebounds in a Season

1.	490	Rick Mahorn	1979-80
2.	456	Wayne Britt	1973-74
3.	430	Rick Mahorn	1978-79
4.	420	Marvin Payne	1976-77
5.	401	Harold James	1969-70
6.	392	Greg Hines	1982-83
7.	377	Rick Mahorn	1977-78

8.	363	Cedric Miller	1984-85
9.	351	Marvin Childs	1990-91
10.	346	Greg Hines	1979-80

Rebounds in a Game

1.	28	Rick Mahorn vs. W-S State	2-24-79
2.	27	Marvin Payne vs. District of Columbia	12-9-77
3.	24	Rick Mahorn vs. Norfolk State	1-29-79
	24	Rick Mahorn vs. Norfolk State	1-28-80
5.	23	Rick Mahorn vs. Lincoln	12-7-79
	23	Rick Mahorn vs. Norfolk State	3-5-80
	23	Quinton Chievous vs. Winthrop	11-14-15
8.	22	Marvin Payne vs. St. Paul's	1-13-79
	22	Rick Mahorn vs. St. Augustine's	2-22-80
	22	Keith Tolliver vs. District of Columbia	12-9-77



Tony Washington, 1979-1983

Career Rebounding Average

1.	13.1	Harold James	1967-70
2.	12.3	Rick Mahorn	1976-80
3.	12.1	Robert Kornegay	1967-70
4.	10.7	Marvin Payne	1976-79
5.	10.5	Greg Hines	1979-83
6.	9.5	Wayne Britt	1971-74
7.	8.6	Keith Tolliver	1976-79
8.	8.5	Cedric Miller	1981-85
	8.5	Jack Duffin	1976-78
	8.5	Derrick Dunson	1986-88

Rebounding Average in a Season

1.	17.5	Wayne Britt	1973-74
2.	16.0	Harold James	1969-70
3.	15.8	Rick Mahorn	1979-80

4.	15.0	Marvin Payne	1976-77
5.	14.3	Rick Mahorn	1978-79
6.	13.5	Greg Hines	1982-83
7.	13.4	Robert Kornegay	1969-70
	13.4	Cedric Miller	1984-85
9.	13.2	Harold James	1968-69
	13.2	Victor Crawford	1970-71

12	Damany Smith vs. Howard	2-8-97
12	Darryl Warwick vs. Lincoln	12-26-78
12	Michael James vs. Johnson C. Smith	11-30-92
12	Damany Smith vs. Howard	2-8-99
12	Deron Powers vs. Delaware State	2-11-13

TEAM REBOUND RECORDS

Rebounds in a Season

1.	1,639	1976-77	28 games
2.	1,614	1982-83	30 games
3.	1,576	1977-78	31 games
4.	1,531	1979-80	31 games
5.	1,465	1967-68	26 games

Rebounds in a Game

1.	88	vs. St. Paul's	1-21-78
2.	81	vs. Coppin State	12-4-82
3.	79	at Shaw	1-31-76
4.	78	vs. District of Columbia	12-9-77
5.	76	at Elizabeth City State	1-19-84

INDIVIDUAL ASSIST RECORDS

Career Assists

1.	722	Darryl Warwick	1977-81
2.	551	Charles Hankerson	1979-83
3.	412	William Johnson	1982-86
4.	410	Kenneth Brown	1989-92
5.	393	Deron Powers	2012-15
6.	363	Isaac Jefferson	1999-2003
7.	350	Tyrome Best	1973-77
8.	329	Tony Threatt	1974-78
9.	318	Peter Peters	1976-79
10.	303	Brandon Tunnell	2007-11

Assists in a Season

1.	214	Darryl Warwick	1979-80
2.	210	Tyrome Best	1975-76
3.	198	Darryl Warwick	1978-79
4.	193	William Johnson	1984-85
5.	184	Jermaine Marrow	2017-18
6.	175	Darryl Warwick	1980-81
7.	167	Kenneth Brown	1990-91
8.	158	Raymond Lee	1986-87
9.	155	Charles Hankerson	1982-83
10.	151	Charles Hankerson	1979-80

Assists in a Game

1.	18	Tony Threatt vs. Winston-Salem State	2-7-77
2.	15	Marseilles Brown vs. Howard	2-19-00
	15	Rich Taliaferro vs. District of Columbia	11-30-78
4.	13	Marseilles Brown vs. Norfolk State	2-26-00
	13	Tyrome Best vs. Virginia State	2-2-76
	13	Reginald Johnson, Jr. vs. Morgan State	3-9-16
7.	12	Brandon Tunnell vs. UMES	1-31-11
	12	Tyrome Best vs. Norfolk State	1-20-76

TEAM ASSISTS RECORDS

Assists in a Season

1.	692	1977-78	31 games
2.	669	1976-77	28 games
3.	621	1979-80	31 games
4.	566	1978-79	30 games
5.	547	1980-81	28 games

Assists in a Game

1.	37	vs. Virginia State	1-24-78
2.	36	vs. Sanford	12-29-98
3.	35	vs. Winston-Salem State	2-7-77
4.	34	vs. St. Paul's	1-21-78
5.	31	vs. Virginia State	2-16-84

INDIVIDUAL BLOCK RECORDS

Career Blocks

1.	448	Tarvis Williams	1997-2001
2.	245	Marvin Childs	1989-93
3.	203	Cedric Miller	1981-85
4.	184	Danny Agbelese	2010-12
5.	169	Du'Vaughn Maxwell	2012-14
6.	139	Bruce Brown	2002-06
7.	114	Jervon Pressley	2013-16
8.	106	Michael Freeman	2006-10
9.	90	Keith Hunter	1988-92
10.	83	Charles Funches	2009-11

Blocks in a Season

1.	147	Tarvis Williams	2000-01
2.	135	Tarvis Williams	1998-99
3.	110	Marvin Childs	1990-91
4.	101	Danny Agbelese	2010-11
5.	95	Cedric Miller	1984-85
6.	92	Du'Vaughn Maxwell	2013-14
7.	91	Cedric Miller	1983-84
8.	87	Tarvis Williams	1999-2000
9.	83	Danny Agbelese	2011-12
10.	82	Marvin Childs	1992-93

Blocks in a Game

1.	12	Tarvis Williams vs. Delaware State	1-13-01
	12	Tarvis Williams vs. North Carolina A&T	1-9-99
3.	11	Marvin Childs vs. Elizabeth City State	1-13-90
4.	10	Tarvis Williams vs. Maine	11-14-98
5.	9	Tarvis Williams vs. UMES	2-7-98
	9	Danny Agbelese vs. Utah Valley	12-29-11
7.	8	Tarvis Williams vs. Delaware State	2-17-01
	8	Tarvis Williams vs. Georgetown	3-17-01
	8	Tarvis Williams vs. Florida A&M	2-22-99
	8	Tarvis Williams vs. Florida A&M	1-18-99

2018-19 Hampton Men's Basketball

8	Tarvis Williams vs. Coppin State	1-23-99
8	Danny Agbelese vs. Savannah State	3-7-12

8.	146	Darrion Pellum	2008-12
9.	142	Jeff Granger	2005-06
	142	William Johnson	1982-86
	142	Rashad West	2004-07

TEAM BLOCKS RECORDS

Blocks in a Season			
1.	185	2010-11	33 games
	185	2000-01	32 games
3.	184	2013-14	31 games
4.	178	1990-91	32 games
5.	169	1989-90	29 games



Rick Mahorn, 1976-1980

Blocks in a Game			
1.	13	vs. North Carolina A&T	1-9-99
	13	vs. Utah Valley	12-29-11
3.	12	vs. Delaware State	1-13-01
	12	vs. Johnson C. Smith	12-4-89
	12	vs. Fayetteville State	11-22-94
	12	vs. Elizabeth City State	1-16-90
	12	vs. Savannah State	3-7-12

INDIVIDUAL STEALS RECORDS

Career Steals			
1.	216	Tommy Adams	1998-2002
2.	168	Devin Green	2001-05
3.	162	JaFonde Williams	1992-96
4.	158	Vincent Simpson	2006-10
5.	155	Jermaine Gholson	1993-96
6.	152	Isaac Jefferson	1999-2003
7.	151	Ke'Ron Brown	2012-15

Steals in a Season			
1.	85	Jermaine Gholson	1994-95
2.	66	William Johnson	1984-85
3.	63	Tommy Adams	2001-02
4.	61	Mike Tuitt	2011-12
5.	59	Tommy Adams	1999-2000
6.	58	Raymond Lee	1986-87
	58	Rashad Smith	2006-07
8.	57	Barry Hairston	2002-03
9.	56	Stacy Clark	1988-89
	56	Devin Green	2004-05

Steals in a Game			
1.	9	Tony Washington vs. St. Paul's	2-12-83
2.	8	Ke'Ron Brown vs. Radford	11-28-12
3.	7	Jermaine Gholson vs. Fayetteville State	11-22-94
	7	Tony Washington vs. Morgan State	1-6-83
	7	Deron Powers vs. Howard	12-1-12
6.	6	Malique Trent-Street vs. Delaware St.	1-12-18
	6	Reginald Johnson vs. Florida A&M	1-12-15
	6	Tony Washington vs. Virginia Union	1-29-83
	6	Andre McCoy vs. Johnson C. Smith	12-7-85
	6	Tony Washington vs. Bowie State	2-10-83
	6	Weldon Parham vs. Virginia State	2-23-91
	6	Damany Smith vs. Morgan State	1-25-97
	6	Michael Smith vs. Rutgers-Camden	11-22-85
	6	Jermaine Gholson vs. Wilberforce	11-26-94
	6	Tommy Adams vs. Norfolk State	2-26-00
	6	Michael James vs. Livingstone	1-27-92
	6	Tommy Adams vs. Norfolk State	3-3-01
	6	Raymond Lee vs. Fayetteville State	12-12-86
	6	Demario Mattox vs. Florida A&M	2-5-07
	6	Darrion Pellum vs. Maryland E. Shore	2-15-12

TEAM STEALS RECORDS

Steals in a Season			
1.	285	2006-07	31 games
2.	278	2009-10	32 games
3.	269	2008-09	32 games
4.	265	2001-02	33 games
5.	255	2007-08	30 games

Steals in a Game			
1.	19	vs. Savannah State	1-23-06
2.	18	at Bowie State	12-6-94
	18	at Maryland	11-12-07
4.	17	vs. District of Columbia	1-30-93
	17	vs. Fayetteville State	11-24-87
	17	vs. Norfolk State	3-4-05
	17	vs. Howard	12/1/07

CATEGORY LEADERS - YEAR-BY-YEAR

SCORING				
Year	Name	G	Pts.	Avg.
1967-68	Robert Kornegay	26	393	15.1
1968-69	Prentice Hill	24	474	19.8
1969-70	Prentice Hill	25	649	26.0
1971-72	Walter Martin	23	341	14.8
1972-73	Walter Martin	24	264	11.0
	Willie Youngblood	24	264	11.0
1973-74	Wayne Britt	26	459	17.7
1974-75	Tyrone Best	22	362	16.5
1975-76	Randy White	20	366	18.3
1976-77	Marvin Payne	28	594	21.2
1977-78	Ricky Mahorn	30	719	24.0
1978-79	Ricky Mahorn	30	685	22.8
1979-80	Ricky Mahorn	31	855	27.6
1980-81	Darryl Warwick	28	614	21.9
1981-82	Tony Washington	36	675	18.8
1982-83	Tony Washington	30	611	20.4
1983-84	Larry Garrick	29	343	11.8
1985-86	John Stevens	22	327	14.9
1987-88	Peltre Williams	26	434	16.7
1988-89	Stacy Clark	26	383	14.7
1989-90	Kenneth Brown	29	416	14.3
1990-91	Kenneth Brown	32	551	17.2
1991-92	Kenneth brown	26	471	18.1
1992-93	Kevin Gregory	27	420	15.6
1993-94	Derett Boyd	26	415	16.0
1994-95	JaFonde Williams	26	586	22.5
1995-96	JaFonde Williams	26	669	25.7
1996-97	Al Bell	25	311	12.4
1997-98	Torrey Farrington	26	335	12.9
1998-99	Torrey Farrington	25	402	16.1
1999-2000	Marseilles Brown	25	400	16.0
2000-01	Tarvis Williams	32	702	21.9
2001-02	Tommy Adams	33	652	19.8
2002-03	Devin Green	30	447	14.9
2003-04	Devin Green	30	456	15.2
2004-05	Bruce Bowen	30	429	14.3
2005-06	Jaz Cowan	27	354	13.1
2006-07	Rashad West	31	551	17.8
2007-08	Rashad West	30	517	17.2
2008-09	Vincent Simpson	32	374	11.7
2009-10	Vincent Simpson	32	450	14.1
2010-11	Darrion Pellum	32	559	17.5
2011-12	Darrion Pellum	33	603	18.3
2012-13	Deron Powers	31	369	11.9
2013-14	Du'Vaughn Maxwell	31	462	14.9
2014-15	Dwight Meikle	29	377	13.0
2015-16	Reginald Johnson, Jr.	31	568	18.3
2016-17	Jermaine Marrow	31	483	15.6
2017-18	Jermaine Marrow	34	650	19.1

REBOUNDING				
Year	Name	G	Reb.	Avg.
1967-68	James Anderson	23	286	12.4
1968-69	Harold James	24	316	13.2

1969-70	Harold James	25	401	16.0
1970-71				
1971-72	Arthur Ransom	21	154	7.3
1973-74	Wayne Britt	26	456	17.5
1974-75	Aaron Noble	22	186	8.5
1975-76	Steve Grant	24	194	8.1
1976-77	Marvin Payne	28	420	15.0
1977-78	Ricky Mahorn	30	377	12.6
1978-79	Ricky Mahorn	30	430	14.3
1979-80	Ricky Mahorn	31	490	15.8
1980-81	Leonel Marquetti	21	190	9.0
1981-82	Greg Hines	36	344	9.6
1982-83	Greg Hines	29	392	13.5
1983-84	Cedric Miller	29	269	9.3
1985-86	Rowan Gomes	22	190	8.6
1987-88	Derrick Dunson	25	208	8.3
1988-89	Petre Williams	26	198	7.6
1989-90	James Williams	29	226	7.8
1990-91	Marvin Childs	32	351	11.0
1991-92	David Saunders	26	221	8.5
1992-93	Marvin Childs	26	229	8.8
1993-94	David Saunders	26	224	8.6
1994-95	Jermaine Gholson	26	169	6.5
1995-96	Al Bell	25	151	6.0
1996-97	Al Bell	25	170	6.8
1997-98	Tarvis Williams	26	168	6.5
1998-99	Tarvis Williams	26	161	6.2
1999-2000	Mohamed Woni	25	181	7.2
2000-01	Tarvis Williams	32	220	6.9
2001-02	Isaac Jefferson	32	300	9.4
2002-03	Isaac Jefferson	29	210	7.2
2003-04	Devin Green	30	228	7.6
2004-05	Devin Green	30	228	7.6
2005-06	Bruce Brown	32	204	6.4
2006-07	Michael Freeman	30	195	6.5
2007-08	Theo Smalling	30	179	6.0
2008-09	Theo Smalling	30	160	5.3
2009-10	Michael Freeman	31	231	7.5
2010-11	Charles Funches	33	258	7.8
2011-12	David Bruce	30	219	7.3
2012-13	Du'Vaughn Maxwell	31	223	7.2
2013-14	Du'Vaughn Maxwell	31	227	7.3
2014-15	Dwight Meikle	29	218	7.5
2015-16	Quinton Chievous	26	287	11.0
2016-17	AJ Astroth	28	174	6.2
2017-18	Greg Heckstall	27	164	6.1

ASSISTS				
Year	Name	G	Ast.	Avg.
1975-76	Tyrone Best	23	210	9.1
1976-77	Tyrone Best	18	140	7.8
1977-78	Darryl Warwick	27	135	5.0
1978-79	Darryl Warwick	30	198	6.6
1979-80	Darryl Warwick	31	214	6.9
1980-81	Darryl Warwick	28	175	6.3
1981-82	Al Godwin	36	128	3.6

2018-19 Hampton Men's Basketball

1983-84	William Johnson	29	115	3.9
1985-86	Andre McKoy	25	145	5.8
1988-89	Anthony Wood	24	129	5.4
1989-90	Kenneth Brown	29	142	4.9
1990-91	Kenneth Brown	32	167	5.2
1991-92	Weldon Parham	26	125	4.8
1992-93	Marlon Scott	26	98	3.8
1993-94	Kevin Spence	26	88	3.4
1994-95	Michael James	26	124	4.8
1995-96	Al Bell	25	75	3.0
1996-97	Damany Smith	19	103	5.4
1997-98	Damany Smith	23	95	4.1
1998-99	Damany Smith	24	93	3.9
1999-2000	Marseilles Brown	25	137	5.5
2000-01	Marseilles Brown	31	149	4.8
2001-02	Isaac Jefferson	32	134	4.2
2002-03	Isaac Jefferson	29	142	4.9
2003-04	Devin Green	30	70	2.3
2004-05	Jared Woodley	30	81	2.7
2005-06	Matthew Williams	32	78	2.4
2006-07	Rashad West	31	82	2.8
2007-08	Rashad West	30	86	2.9
2008-09	Jordan Brooks	32	83	2.6
2009-10	Vincent Simpson	32	84	2.6
2010-11	Brandon Tunnell	33	142	4.3
2011-12	Mike Tuitt	33	148	4.5
2012-13	Deron Powers	31	144	4.6
2013-14	Deron Powers	31	123	4.0
2014-15	Deron Powers	34	128	3.8
2015-16	Reginald Johnson, Jr.	31	127	4.1
2016-17	Jermaine Marrow	31	94	3.0
2017-18	Jermaine Marrow	34	184	5.4

BLOCKED SHOTS

Year	Name	G	Blk.	Avg.
1983-84	Cedric Miller	29	91	3.1
1985-86	Tim Price	19	13	0.7
	Rowan Gomes	22	13	0.6
1988-89	Peltre Williams	26	16	0.6
1989-90	Marvin Childs	29	53	1.8
1990-91	Marvin Childs	32	110	3.4
1991-92	Keith Hunter	19	25	1.3
1992-93	Marvin Childs	26	82	3.2
1993-94	Derett Boyd	26	29	1.1
1994-95	Derett Boyd	14	24	1.7
1995-96	Mario Hyman	24	22	0.9
1996-97	Efrem Carter	27	15	0.6
1997-98	Tarvis Williams	26	79	3.0
1998-99	Tarvis Williams	26	131	5.0
1999-2000	Tarvis Williams	29	87	3.0
2000-01	Tarvis Williams	32	147	4.6
2001-02	David Johnson	33	32	0.9
2002-03	David Johnson	29	26	0.9
2003-04	Bruce Brown	30	34	1.1
2004-05	Bruce Brown	30	39	1.3
2005-06	Bruce Brown	32	60	1.9
2006-07	Michael Freeman	30	21	0.7
2007-08	Matthew Pilgrim	26	30	1.2
2008-09	Donte Harrison	32	41	1.3

2009-10	Charles Funches	32	51	1.6
2010-11	Danny Agbelese	33	101	3.1
2011-12	Danny Agbelese	33	83	2.5
2012-13	Du'Vaughn Maxwell	31	77	2.5
2013-14	Du'Vaughn Maxwell	31	92	3.0
2014-15	Dwight Meikle	29	43	1.5
2015-16	Jervon Pressley	27	47	1.7
2016-17	Trevond Barnes	31	48	1.6
2017-18	Trevond Barnes	34	44	1.3

STEALS

Year	Name	G	Blk.	Avg.
1983-84	William Johnson	29	52	1.8
1985-86	Andre McKoy	25	42	1.7
1988-89	Stacy Clark	26	56	2.2
1989-90	Kenneth Brown	29	49	1.7
1990-91	Kenneth Brown	32	51	1.6
1991-92	Weldon Parham	26	47	1.8
1992-93	Derett Boyd	27	43	1.6
1993-94	Derett Boyd	26	41	1.6
	JaFonde Williams	26	41	1.6
1994-95	Jermaine Gholson	26	85	3.3
1995-96	Al Bell	25	47	1.9
1996-97	Damany Smith	19	41	2.2
1997-98	Damany Smith	23	33	1.4
1998-99	Tommy Adams	26	44	1.7
1999-2000	Tommy Adams	29	59	2.0
2000-01	Tommy Adams	32	50	1.6
2001-02	Tommy Adams	33	63	1.9
2002-03	Barry Hairston	30	57	1.9
2003-04	Jeff Granger	30	45	1.5
2004-05	Devin Green	30	56	1.9
2005-06	Demario Mattox	29	34	1.2
2006-07	Rashad West	31	58	1.9
2007-08	Rashad West	30	39	1.3
	Vincent Simpson	30	38	1.3
2008-09	Jordan Brooks	32	39	1.2
2009-10	Vincent Simpson	32	52	1.6
2010-11	Darrion Pllum	32	53	1.7
2011-12	Mike Tuitt	33	61	1.8
2012-13	Ke'Ron Brown	31	53	1.7
2013-14	Ke'Ron Brown	31	52	1.7
2014-15	Ke'Ron Brown	30	46	1.5
2015-16	Reginald Johnson, Jr.	31	53	1.7
2016-17	Lawrence Cooks	30	26	0.9
2017-18	Jermaine Marrow	34	43	1.3

FIELD GOAL PERCENTAGE (Min. 150 Attempts)

Year	Name	G	FG-FGA	Pct.
1967-68	Robert Kornegay	26	165-305	.541
1969-70	Robert Kornegay	25	273-491	.556
1971-72	Walter Martin	23	146-286	.510
1972-73	Wayne Britt	21	100-218	.459
1973-74	Leonard Smith Jr.	25	97-192	.505
1974-75	Aaron Noble	22	83-171	.485
1975-76	Henry Sherman	21	136-278	.489
1976-77	Marvin Payne	28	260-572	.455
1977-78	Ricky Mahorn	30	291-570	.511
1978-79	Ricky Mahorn	30	274-489	.560

2018-19 Hampton Men's Basketball

1979-80	Ricky Mahorn	31	252-621	.560
1980-81	Leonel Masquetti	21	143-251	.570
1981-82	Tony Washington	36	268-527	.501
1982-83	Cedric Miller	30	111-229	.487
1983-84	Cedric Miller	29	118-242	.488
1987-88	Peltre Williams	26	180-307	.586
1988-89	Peltre Williams	26	134-234	.573
1990-91	Marvin Childs	32	166-320	.519
1991-92	David Saunders	26	122-220	.555
1992-93	Desett Boyd	27	141-247	.571
1993-94	Desett Boyd	26	151-246	.614
1994-95	JaFonde Williams	26	194-418	.464
1995-96	JaFonde Williams	26	220-534	.412
1996-97	Doug Belton	25	87-171	.509
1997-98	Tarvis Williams	26	114-203	.562
1998-99	Doug Belton	25	104-194	.536
1999-2000	Tarvis Williams	29	141-242	.583
2000-01	Tarvis Williams	32	259-487	.532
2001-02	David Johnson	33	112-160	.700
2002-03	Barry Hairston	30	167-331	.505
2003-04	Bruce Brown	30	101-164	.616
2004-05	Bruce Brown	30	178-269	.662
2005-06	Bruce Brown	32	135-249	.542
2006-07	Michael Freeman	30	162-239	.678
2007-08	Matthew Pilgrim	30	77-166	.464
2008-09	Michael Freeman	31	83-195	.426
2009-10	Michael Freeman	31	126-234	.538
2010-11	Brandon Tunnell	33	78-175	.446
2011-12	David Bruce	30	109-221	.493
2012-13	Du'Vaughn Maxwell	31	126-256	.492
2013-14	Du'Vaughn Maxwell	31	176-346	.509
2014-15	Dwight Meikle	29	153-295	.519
2015-16	Quinton Chievous	31	178-312	.571
2016-17	Lawrence Cooks	30	105-270	.389
2017-18	Trevond Barnes	34	87-155	.561

3-POINT PERCENTAGE (Min. 1 3-pointer Made Per Game)

Year	Name	G	3FG-3FGA	Pct.
1987-88	Raymond Lee	26	42-65	.646
1988-89	Dexter Williams	22	27-66	.409
1989-90	Dexter Williams	28	47-98	.480
1990-91	Kenneth Brown	32	83-207	.401
1991-92	Kenneth Brown	26	64-174	.368
1992-93	JaFonde Williams	27	39-108	.361
1993-94	JaFonde Williams	26	42-118	.356
1994-95	JaFonde Williams	26	66-168	.393
1995-96	JaFonde Williams	26	83-228	.364
1996-97	Torrey Farrington	27	53-153	.393
1997-98	Greg Brown	26	62-168	.690
1998-99	Tommy Adams	26	34-84	.405
1999-2000	Tommy Adams	29	69-182	.379
2000-01	Marseilles Brown	31	75-185	.405
2001-02	Tommy Adams	33	106-271	.391
2002-03	Jeff Granger	30	43-117	.368
2003-04	Jeff Granger	30	73-201	.363
2004-05	Junior Pehoua	30	29-65	.448
2005-06	Jeff Granger	32	69-199	.347
2006-07	Rashad West	31	72-183	.393
2007-08	Vincent Simpson	30	61-172	.355

2008-09	Vincent Simpson	32	66-204	.324
2009-10	Kwame Morgan	27	36-88	.409
2010-11	Kwame Morgan	33	100-273	.366
2011-12	Jasper Williams	29	38-119	.319
2012-13	Ramon Mercado	31	45-166	.271
2013-14	Brian Darden	31	63-193	.326
2014-15	Brian Darden	35	69-193	.358
2015-16	Brian Darden	31	80-239	.335
2016-17	Lawrence Cooks	30	70-179	.391
2017-18	Lysander Bracey	34	40-106	.377

FREE THROW PERCENTAGE (Min. 50 Free Throws Made)

Year	Name	G	FT-FTA	Pct.
1967-68	Horatio Wilkinson	28	69-102	.676
1968-69	Gerson Stroud	20	65-74	.878
1969-70	Gary Anderson	25	60-85	.706
1971-72	Danie Orié	21	57-81	.704
1973-74	Wayne Britt	26	83-129	.643
1974-75	Randy White	21	48-86	.558
1975-76	Tyrone Best	23	60-84	.714
1976-77	Tyrone Best	18	55-72	.764
1977-78	Wilbur Ricks	26	53-69	.768
1978-79	Pete Peters	30	60-73	.822
1979-80	Darryl Warwick	31	121-162	.747
1980-81	Greg Hines	24	67-92	.728
1981-82	Tony Washington	36	135-192	.703
1982-83	Tony Washington	30	105-150	.700
1983-84	Cedric Miller	29	91-121	.752
1985-86	Andre McKoy	25	63-95	.663
1987-88	Raymond Lee	26	84-102	.824
1988-89	Anthony Wood	24	60-80	.750
1989-90	Kenneth Brown	29	74-93	.796
1990-91	Kenneth Brown	32	92-111	.829
1991-92	Kenneth Brown	26	81-100	.810
1992-93	Joseph Chambers	27	53-65	.815
1993-94	Derett Boyd	26	109-183	.596
1994-95	JaFonde Williams	26	132-173	.763
1995-96	JaFonde Williams	26	146-183	.798
1996-97	Doug Belton	25	67-90	.744
1998-99	Torrey Farrington	25	66-79	.835
1999-2000	Marseilles Brown	25	88-114	.772
2000-01	Marseilles Brown	31	91-109	.835
2001-02	Tommy Adams	33	120-154	.779
2002-03	Devin Green	30	99-134	.739
2003-04	Jeff Granger	30	132-150	.820
2004-05	Jeff Granger	30	88-114	.772
2005-06	Jaz Cowan	27	51-63	.810
2006-07	Rashad West	31	159-198	.803
2007-08	Michael Freeman	30	76-97	.784
2008-09	Brandon Tunnell	32	75-105	.714
2009-10	Vincent Simpson	32	79-107	.738
2010-11	Kwame Morgan	33	96-120	.800
2011-12	Darrion Pellum	33	139-184	.755
2012-13	Deron Powers	31	113-134	.843
2013-14	Deron Powers	31	108-129	.837
2014-15	Brian Darden	35	87-103	.845
2015-16	Lawrence Cooks	30	56-65	.862
2016-17	Lawrence Cooks	30	65-80	.813
2017-18	Kalin Fisher	33	64-77	.831

PIRATES WHO SPORTEd...

Returning player in bold

#0	Donald Ralls..... *2014-16
	Mike Tuitt..... *2011-12
	Ricquall Smoot 2017-pres.
#1	Lysander Bracey..... *2017-pres.
	Marseilles Brown 1999-01
	Keith Carroll 2014-16
	Roderick Coleman..... 2005-06
	Jerome Nicholson *1981-82
	C.J. Paul..... 2001-02
	Darrion Pellum..... 2008-12
	Matthew Pilgrim..... 2006-08
	Donald Ralls..... *2016-17
	Brandon Streeter..... 2004-05
	Malique Trent-Street..... 2017-18
#2	Devin Green..... 2001-03
	LaSean Howard 1999-01
	Breon Key 2013-15
	Jermaine Marrow 2016-pres.
	Travis McClenny *2011-12
	Matthew Williams 2005-06
	Vincent Simpson..... 2006-09



#3 Rashad West

#3	Jordan Brooks *2008-10
	Lloyd Bryant 1994-95
	Trey Carver 2016-pres.
	Quinton Chievous 2014-16
	Donald Didlake 2000-04
	Ramont Hawkins..... 1997-99
	James Hunt 1986-87
	Eric Ingram 1987-91
	Cedric Miller *1982-85
	B.J. Paige..... 1999-00
	Marlon Scott 1991-93

	Quinton Smith *1970-71
	Rashad West 2004-08
	Jasper Williams..... 2011-13
#4	Danny Agbelese..... 2010-12
	Lawrence Cooks 2013-17
	Torrey Farrington..... 1995-99
	Greg Heckstall 2017-pres.
	Michael James 1991-95
	Isaac Jefferson..... 1999-03
#5	Mike Bean 2003-06
	Cleveland Davis..... 1999-01
	Kenton Dunn 1996-99
	William Johnson 1982-86
	Chris Leslie 1986-87
	Jamal Murphy..... 1995-96
	Emmanuel Okoroba *2012-15
	Weldon Parham 1990-92
	Kwame Simmons 1994-95
	Pierre Sow 2017-pres.
	Kevin Spence..... 1993-94
	Brandon Tunnell 2006-11
	Darryl Warwick 1977-81
#10	Tommy Adams 1998-02
	Tracy Allen 1982-84
	Darin Allison 1994-95
	Ron Blake..... 1981-82
	Chaun Carter..... 1992-93
	Damon Copeland 1990-91
	Lenard Goode..... 1984-85
	Pernell Hamlin..... *1969-70
	Raymond Lee 1985-88
	Walter Martin *1971-74
	Pete Peters..... *1976-79
	Willie Sowell *1970-71
	Anthony Wood 1988-90
#11	Jeff Granger 2002-06
	Dondre Griffin..... 2018-pres.
	Trey Houston..... *2016-18
	Devon Oakley *2015-16
	Peter Peters..... *1976-77
	Deron Powers 2012-15
	Mike Tuitt..... *2009-11
#12	Tyrome Best..... *1973-74
	Kenneth Brown 1989-92
	Larry Garrick..... *1981-82
	Jermaine Gholson 1993-96
	Vernard Goode..... 1984-85
	Jamaal James..... 1999-03
	Michael Laney 2005-06
	Imani Miller 2015-17
	Jerome Nicholson *1982-83

	Koron Reed	*2011-12
	Calvin Robinson.....	1979-80
	Tony Sherman.....	*1976-79
	Theo Smalling.....	2006-09
	Damany Smith	1996-99
	Quinton Smith	*1970-71
	Willie Sowell	*1969-70
	Donald Stephens	1985-87
	Ronald Wade	1992-93
#13	Jordan Brooks	*2007-08
	James Dunlop.....	2018-pres.
	Gregory Hayden	2013-16
	Travis McClenny	*2010-11
	Tony Sherman.....	*1976-77
	Willie Sowell	*1970-71
#14	Aaron Austin	2011-13
	Brian Darden.....	2013-16
	Paul Davis	2007-08
	Pernell Hamlin.....	*1970-71
	Jerrick Hester	1992-93
	Tim Johnson.....	*1981-82
	Demario Mattox	2005-07
	Aubrey McAlpine	2009-10
	Keith Nance	1986-87
	Derrick Powell	1988-92
	Thomas Rogers.....	*1994-95
	Benjamin Stanley	2018-pres.
	John Stevens.....	1982-86
	Rich Taliaferro	*1975-79
	Bill Young.....	1973-74
#15	Branden Aughburns	2015-17
	Wesley Dunning.....	2009-13
	Mario Hyman	*1996-97
	Damon Pigrom	*1995-96
	Rich Taliaferro	1976-77
	JJ Watson	2018-pres.
	Adrian Woodard	*2004-08
	Jared Woodley.....	2003-05
#20	Wilbert Allen.....	*1966-68
	AJ Astroth	2016-18
	Al Bell.....	1995-97
	Derett Boyd	1992-95
	Greg Brown	1997-99
	Jerry Carter.....	2018-pres.
	Charles Funches	2009-11
	Larry Garrick.....	*1982-85
	Prentice Hill.....	*1969-71
	Carlos Lee	*1990-91
	Du'Vaughn Maxwell	2012-14
	Lionel Pehoua.....	2004-08
	Darryl Richards	*1981-82
	Wilbur Ricks.....	*1975-79
	David Runcie	2015-16
	Michael Smith.....	1985-87
	Wayne Spencer	1979-80

Dexter Williams	1988-90	
#21	Ke'Ron Brown.....	2012-15
	Devin Green.....	2003-05
	Michael Freeman	2006-09
	Devon Oakley	*2016-pres.
	Orin O'Bryant.....	2011-12



#21 Mike Freeman


#22	Wilbert Allen.....	*1966-68
	Gary Anderson	*1969-71
	Wyatt Austin	1982-83
	Trevond Barnes	2015-pres.
	Tyrone Best	*1976-77
	Edwin Canady.....	1994-95
	Joseph Chambers	1991-93
	Conrad Dickerson	1973-74
	Chad Easterling.....	2005-09
	Ken Fleming.....	1983-87
	Greg Ford.....	1987-91
	Larry Gaunt	*1978-79
	Charles Hankerson	1979-83
	Prentice Hill.....	*1970-71
	Palmer Honore.....	1984-85
	Miles Jackson	2013-14
	Marcus Jenkins	1993-97
	Rodney Lee.....	1993-94
	Baron McKeithan	1975-76
	P.J. Monroe.....	1985-86
	Mackel Purvis	1999-03
	Wilbur Ricks.....	*1976-77
	David Saunders	*1990-91
	Josh Tatum	1981-82
	Christopher Tolson	2008-12
	Billy Tose	1997-98
	Calvin Wood.....	1986-88
#23	Tyrone Best	*1976-77
	Efrem Carter.....	1996-97

2018-19 Hampton Men's Basketball

	Kalin Fisher.....	2016-pres.	Parker Jenkins	1995-96
	Deon Lewis	*1987-88	Robert Kornegay.....	*1967-70
	Dwight Meikle.....	2012-15	Kwame Morgan II	*2010-12
	Kwame Morgan II	*2008-10	Jonathan Ntoko.....	2006-09
	Leon Roberson	1991-92	Kevin Quince	1969-70
	Tajai Young	1998-99	Frederick Richardson	*1970-71
	Dewayne Spencer	2002-06	Henry Sherman	*1978-79
			Tony Threatt	*1975-77
#24	Austin Colbert	2017-pres.	Corey Whitaker	1994-95
	George DeGroat	2008-09	Gary Williams	1984-87
	Ricky Jarvis	*1977-79	LeGrant Williams	1981-82
	Tim Johnson.....	*1982-85	Kasey Witherspoon.....	1993-94
	Deon Lewis	*1988-89	Adrian Woodard	*2004-05
	John Lynch	*1970-71		
	Andre McKoy	1985-87	#33	Doug Belton
	Dwayne McNeal.....	2000-03		Lysander Bracey
	Ramon Mercado	2012-14		*2016-18
	Emmanuel Okoroba	*2011-12		Stacy Clark
	Brian Taylor	1989-91		1986-90
	Gregg Tolliver	1969-70		Lamar Fisher
	JaFonde Williams	1992-96		1990-92
	Willie Youngblood	1973-74		Dotson Griffin
				1983-86
#25	Lloyd Briggery	1999-00		Barry Hairston
	Kevin Gregory.....	1991-94		2001-03
	Reggie Price.....	2012-14		Trey Houston.....
	Walter Martin	*1970-71		*2014-16
	Akim Mitchell	2015-pres.		John Lynch
	Marcelle Williams	2001-03		*1970-71
				Koron Reed.....
				*2009-11
				Phillip Reed
				2013-15
				Tony Threatt
				*1976-77
				Junior Pehoua
				2003-07
#30	Jason Arrington	2004-05	#34	Terrell Dean.....
	Joe Artis	1988-91		1985-86
	Anthony Boggs	1985-87		Michael Draughon
	Keith Brown	1991-92		1988-89
	David Bruce	2011-12		Larry Gaunt
	Jack Duffin	*1976-79		*1979-80
	Clodious Hughes.....	1983-85		Al Godwin
	Robert Perry	1972-74		1981-84
	Jervon Pressley	2013-16		David Hall
	Thomas Rogers.....	*1995-97		1973-74
	Quinton Smith	*1969-70		Brent Johnson
	Tony Washington	1979-83		1994-98
				David Johnson
				2000-04
				Perry Johnson.....
				*1975-77
				Reginald Johnson, Jr.
				2014-16
				Michael Rich
				1989-91
				Kevin Sumner
				2006-08
				Bakari Taylor
				2010-12
				Raymond Waddy
				1993-94
				Mohamed Woni
				1999-00
#31	Dana Burns	2004-05	#35	Dain Ervin
	Gary Anderson	*1970-71		1997-98
	Jack Duffin	*1976-77		Perry Johnson.....
	Donte Harrison	2007-09		*1976-77
	Kenyo Hunter	1997-99		Weldon McWilliams
	Latif McMorrin	1995-97		1999-00
	Maurice Pitts	2000-03		Rasheed Stanley.....
	Mike Bean	2003-04		2014-16
	Charles Wilson-Fisher.....	2014-18		
			#40	Brian Alexis.....
				1983-84
#32	Eric Abraham.....	1988-91		Michael Backus
	Dionte Adams	2012-16		1969-70
	Jaz Cowan	2005-06		Keith Chaney.....
	Treston Dowell.....	1997-99		1993-94
	Keith Henderson.....	1982-84		Sylvester Hartfield
	Arthimus Howard.....	1999-01		1985-89
				Antwyne Hines.....
				*2009-10
				Walter Martin
				*1970-71
				Zack Owens
				1982-83
				Damon Pigrom
				*1994-95
				Arthur Ransom.....
				1973-74
				Jonathan Robinson
				2006-08
				Bruce Rucker.....
				1969-70
				Henry Sherman
				*1976-77

	Dave Sippio.....	1977-80
	James Williams	1989-90
	Tarvis Williams.....	1997-01
#41	Henry Sherman	*1976-77
#42	Marvin Childs	1989-93
	Greg Hines	1979-83
	Mario Hyman	*1993-96
	Ricky Jarvis	*1976-77
	Damon Lumpkin	1996-98
	Tim Price	1984-86
	Curtis Ransom	*1970-71
	Frank Russell.....	2002-04
	Keith Tolliver.....	*1975-79
	Peltre Williams	1986-89
#43	Ricky Jarvis	*1976-77
	Curtis Ransom	*1970-71
#44	Harold James	1969-70
	Ricky Mahorn.....	*1976-80
	Leonard Smith, Jr.	1973-74
#45	Charles Battle	1987-89
	Rowan Gomes.....	1983-87
	Antwyne Hines.....	*2006-09
	Brian Jones.....	1994-95
	Carlos Lee	*1989-90
	Ricky Mahorn.....	*1976-77
	Eugene Marshall III	2015-pres.
	Alex Shipman	*1970-71
	Floyd Tucker	1992-93
	David Johnson	2003-05
#50	James Anderson	*1966-67
	Wayne Britt	1973-74
	Kevin Clark	2005-07
	Victor Crawford	*1970-71
	Derrick Dunson	1986-88
	Kalin Fisher	2015-pres.
	Milade Lola-Charles.....	2008-12
	Gerald Moore	1981-83
	Martin Morman	1969-70
	Andrew Morrison	2002-05
	Mavin Payne.....	*1975-79
	David Saunders	*1991-94
	Chris Stinson	1989-90
	Jimmie White.....	1979-80
#51	Victor Crawford	*1970-71
	Marvin Payne.....	*1976-77
#52	Everett Banks.....	1981-84
	Leon Cunningham	1992-93
	Charles Holley	1979-80
	Rodney Hughes	2002-04
	Keith Hunter	1988-92
	John Lane	1984-87

	Darryl Richards	*1982-83
	Alex Shipman	1970-71
	Keith Tolliver.....	*1976-77
#53	James Anderson	*1966-67
	George Jolliff	1994-95
	Robert Kornegay.....	*1966-67
	Cedric Miller	*1981-82
	Ishmael Morley	1985-89
	Keith Tolliver.....	*1976-77
	Ra'Him Williams.....	1983-84



#53 Cedric Miller

#54	Bruce Brown	2002-06
	Steve Grant	*1976-79
	Robert Kornegay.....	*1966-67
	Malcolm Mitchell	1973-74
#55	Bruce Crump	1979-80
	Steve Grant	1976-77
	Jason Jackson.....	1995-99
	Jay Lane	1987-89
	Jason McDowell	1990-91
	Micah Owens	1999-01
	Frederick Richardson	*1970-71
	Jamaal Washington	2008-09
	Michael White	1991-93

* Wore multiple jersey numbers

100 - POINT GAMES

Date	Opponent	Place	W-L	HU	OPP
1952-53	St. Paul's		W	111	75
1952-53	North Carolina A&T		W	101	67
1953-54	St. Paul's	H	W	105	82
1959-60	North Carolina A&T		W	102	72
1960-61	North Carolina A&T	N	L	69	104
1963-64	Winston-Salem State	N	L	73	114
1964-65	Norfolk State		L	78	106
1964-65	Howard		W	105	89
1964-65	Elizabeth City State		W	101	91
1964-65	Delaware State		W	106	88
1965-66	St. Paul's	A	W	100	91
1065-66	Norfolk State	A	L	86	123
1965-66	Elizabeth City State	H	L	94	103
1965-66	Delaware State	A	L	87	104
1965-66	Morgan State	A	L	82	102
1965-66	Frederick	N	W	103	102
1966-67	Norfolk State	H	L	91	101
1966-67	Norfolk State	A	L	68	104
1966-67	Virginia Union	H	L	84	104
1966-67	Winston-Salem State	N	L	73	114
1967-68	Norfolk State	H	L	82	121
1967-68	Norfolk State	A	L	105	130
1967-68	Old Dominion	N	L	106	120
1967-68	Virginia Union	A	L	86	110
1968-69	Norfolk State		L	92	112
1968-69	Norfolk State		L	71	105
1968-69	North Carolina College		W	105	71
1968-69	Delaware State		W	102	88
1968-69	West Virginia State	N	W	107	79
Dec. 6, 1969	St. Paul's	H	W	121	94
Dec. 9, 1969	Virginia Union	H	W	100	85
Dec. 13, 1969	D.C. Teacher's College	H	W	109	91
Dec. 15, 1969	Virginia State	A	L	77	102
Dec. 16, 1969	Delaware State	H	L	88	105
Dec. 18, 1969	Elizabeth City State	N	L	89	108
Dec. 20, 1969	Pikeville	N	W	121	108
Jan. 2, 1970	Rio Grande	N	L	93	113
Jan. 13, 1970	Norfolk State	H	L	101	104
Jan. 28, 1970	Maryland State	A	L	87	112
Feb. 2, 1970	Norfolk State	A	L	100	118
1969-70	Coppin State	H	W	105	91
Feb. 21, 1970	St. Paul's	A	L	101	111
Dec. 3, 1970	St. Paul's	H	W	114	105 (OT)
Dec. 22, 1970	Quinnipiac	N	W	102	100 (OT)
Dec. 23, 1970	New Haven	N	L	67	100
Dec. 28, 1970	Lehigh	N	L	87	102
Jan. 4, 1971	Virginia State	H	W	113	95
Jan. 13, 1971	Norfolk State	A	L	106	111
Jan. 19, 1971	Maryland State	H	L	88	102
Jan. 29, 1971	Virginia State	A	L	97	111
Jan. 30, 1971	Livingstone	H	W	110	80
Feb. 2, 1971	Norfolk State	H	L	98	106
Feb. 18, 1971	Maryland State	A	L	97	111
Feb. 20, 1971	St. Paul's	H	W	117	91

2018-19 Hampton Men's Basketball

Date	Opponent	Place	W-L	HU	OPP
Dec. 3, 1971	Campbell	H	W	108	107
Dec. 7, 1971	Johnson C. Smith	H	W	117	105
Dec. 22, 1971	Howard	A	L	85	105
Jan. 22, 1971	Virginia State	A	L	83	103
1972-73	Elizabeth City State		L	67	105
Dec. 15, 1973	Savannah State	H	W	108	85
Feb. 11, 1974	St. Paul's	H	W	105	83
1974-75	Virginia Union		L	93	105
1974-75	Norfolk State		L	87	117
1974-75	Winston-Salem State		L	77	100
1974-75	Savannah State		L	91	112
1974-75	Virginia Union		L	65	106
1974-75	Virginia State		L	85	102
1974-75	Campbell		L	76	110
1974-75	Norfolk State		L	75	106
1974-75	Shaw		L	85	109
1974-75	Virginia State		L	77	103
Nov. 27, 1976	St. Paul's	H	L	95	104
Dec. 11, 1976	Maryland-Eastern Shore	H	W	108	76
1976-77	Coppin State	A	L	93	103
1976-77	Virginia Union	A	L	94	103
Jan. 25, 1977	Virginia State	H	L	76	103
Nov. 28, 1977	District of Columbia	A	W	102	84
Dec. 1, 1977	Elizabeth City State	H	L	101	108
Dec. 9, 1977	District of Columbia	H	W	114	99
Dec. 10, 1977	Maryland-Eastern Shore	H	W	101	65
Jan. 24, 1978	Virginia State	H	W	114	99
Feb. 14, 1978	Johnson C. Smith	H	W	100	81
Dec. 9, 1978	Shaw	H	W	100	84
Feb. 1, 1979	Elizabeth City State	A	W	112	104
Feb. 3, 1979	Virginia Union	H	W	108	92
Feb. 12, 1979	Winston-Salem State	H	W	102	84
Feb. 22, 1979	Johnson C. Smith	N	W	106	98
Feb. 24, 1979	Winston-Salem State	N	W	111	86
Nov. 30, 1979	District of Columbia	H	W	100	75
Dec. 7, 1979	Lincoln	H	W	114	68
Jan. 6, 1980	Virginia State	A	W	101	70
Jan. 26, 1980	Virginia Union	H	L	86	100
Feb. 7, 1980	Livingstone	A	W	107	75
Feb. 11, 1980	Johnson C. Smith	H	W	104	89
Feb. 22, 1980	St. Augustine's	N	L	103	106
Nov. 22, 1980	Southeastern	H	W	103	53
Jan. 29, 1981	North Carolina Central	H	W	110	102
Feb. 19, 1983	Bowie State	H	W	105	55
Feb. 7, 1985	Livingstone	H	W	102	78
Dec. 7, 1985	Johnson C. Smith	H	W	101	98
Jan. 25, 1986	Virginia Union	H	W	122	102
Feb. 4, 1986	Bowie State	H	W	104	72
Nov. 24, 1986	Benedict	H	W	104	52
Dec. 12, 1986	Fayetteville State	A	W	100	58
Jan. 22, 1987	Elizabeth City State	A	W	101	87
Feb. 6, 1987	Elizabeth City State	H	W	104	81
Feb. 12, 1987	Shaw	H	W	132	94
Jan. 2, 1988	Christopher Newport	H	W	104	82
Jan. 6, 1988	Livingstone	A	W	100	82
Jan. 20, 1988	Elizabeth City State	H	W	100	99
1987-88	Fayetteville State	N	W	107	90

2018-19 Hampton Men's Basketball

Date	Opponent	Place	W-L	HU	OPP
Nov. 23, 1988	Livingstone	H	W	108	91
Jan. 18, 1989	Elizabeth City State	A	W	107	101 (OT)
Feb. 18, 1989	Bowie State	H	W	106	74
Dec. 4, 1989	Johnson C. Smith	H	W	102	72
Jan. 27, 1990	Virginia Union	A	L	91	110
Jan. 2, 1992	Christopher Newport	H	W	102	73
Jan. 12, 1993	Elizabeth City State	A	L	105	107 (OT)
Jan. 19, 1993	Virginia State	H	W	103	96
Feb. 24, 1993	Shaw	N	W	100	87
Nov. 20, 1993	Columbia Union	H	W	100	78
Nov. 27, 1993	Columbia Union	A	W	118	75
Dec. 3, 1993	Clark-Atlanta	A	L	76	100
Feb. 15, 1994	District of Columbia	A	W	109	82
Feb. 23, 1994	Winston-Salem State	N	W	103	91
Jan. 6, 1996	Marshall	A	L	95	123
Nov. 25, 1998	Virginia	A	L	66	116
Nov. 10, 1999	Virginia	H	L	56	102
Nov. 23, 2001	Vanderbilt	N	L	85	100
Dec. 30, 2001	Troy State	N	L	91	100
Jan. 8, 2003	Maryland	A	L	58	108
Jan. 23, 2006	Savannah State	H	W	100	57
Nov. 7, 2006	Maryland	A	L	75	102
Dec. 29, 2013	Winthrop	H	W	101	95 (2OT)
Feb. 24, 2014	Maryland Eastern Shore	A	W	104	89
Nov. 14, 2015	Winthrop	A	L	95	102
Dec. 17, 2015	SMU	A	L	72	105
Nov. 29, 2017	Mid-Atlantic Christian	H	W	117	54
Jan. 20, 2018	Savannah State	A	L	101	103
Feb. 19, 2018	Savannah State	H	W	114	102 (OT)

Overall Record in 100-Point Games: 75-65



OVERTIME GAMES

Date	Opponent	Place	W-L	HAM	OPP
Dec. 5, 1970	St. Paul's	H	W	114	105
Dec. 22, 1970	Quinnipiac	N	W	102	100
Feb. 23, 1976	Randolph-Macon	H	W	83	80
Feb. 1977	Elizabeth City State	A	L	86	89
Jan. 9, 1978	Virginia State	A	W	90	86
Dec. 7, 1978	St. Augustine's	H	L	70	81
Jan. 18, 1979	Maryland-Eastern Shore	A	W	85	82
Feb. 7, 1981	Fayetteville State	A	W	59	58
Jan. 30, 1982	Virginia Union	H	W	56	53
Feb. 13, 1982	St. Paul's	A	W	58	56
Feb. 27, 1982	St. Augustine's	N	W	68	67
Dec. 10, 1982	St. Augustine's	H	W	84	74
Jan. 17, 1984	Norfolk State	A	L	60	70
Jan. 26, 1984	District of Columbia	H	W	79	77
Feb. 6, 1984	Winston-Salem State	A	L	54	57
Feb. 18, 1984	Morgan State	A	W	84	82
Feb. 22, 1984	Johnson C. Smith	N	W	64	61
Nov. 27, 1984	Winston-Salem State	H	L	74	76
Jan. 18, 1989	Elizabeth City State	A	W	107	101
Jan. 10, 1991	Elizabeth City State	H	L	87	89
Dec. 9, 1991	Bowie State	A	L	86	88
Feb. 12, 1992	Bowie State	H	W	78	69
Jan. 12, 1993	Elizabeth City State	A	L	105	107
Jan. 6, 1994	North Carolina Central	A	W	91	89
Nov. 22, 1994	Fayetteville State	A	W	82	77
Jan. 16, 1995	Virginia State	H	W	79	76
Jan. 31, 1995	Norfolk State	H	L	88	92 (2OT)
Jan. 29, 1996	Maine	H	L	81	84
Jan. 4, 1997	Florida A&M	H	W	81	79
Feb. 13, 1997	South Carolina State	H	L	71	73
Jan. 17, 1998	Florida A&M	A	W	71	67
Jan. 9, 1999	North Carolina A&T	H	W	77	71
Jan. 22, 2000	Coppin State	A	L	80	81 (2OT)
March 9, 2000	North Carolina A&T	N	W	98	88
Nov. 18, 2000	Western Michigan	A	W	87	81
Jan. 31, 2001	Central Florida	A	W	78	74
March 3, 2001	Norfolk State	H	L	85	91
Dec. 21, 2001	Bradley	A	L	84	87
Dec. 30, 2001	Troy State	N	L	91	100
March 2, 2002	Norfolk State	A	W	92	89
Feb. 1, 2003	Delaware State	H	L	66	71
Jan. 10, 2005	South Carolina State	A	W	70	68
Jan. 22, 2005	Delaware State	A	L	64	66
March 4, 2005	Norfolk State	H	W	66	60
Jan. 13, 2007	Morgan State	H	L	70	75
Jan. 15, 2007	Coppin State	H	W	77	69
Feb. 5, 2007	Florida A&M	H	W	74	72
Feb. 24, 2007	South Carolina State	H	L	60	61 (2OT)
Feb. 25, 2008	Morgan State	A	L	62	66
March 10, 2008	Coppin State	N	L	74	75
Nov. 28, 2008	Portland State	N	W	77	71
Jan. 12, 2009	Florida A&M	A	L	75	76
Feb. 14, 2009	South Carolina State	A	L	71	74
Nov. 30, 2010	Georgia State	H	W	60	56

2018-19 Hampton Men's Basketball

Date	Opponent	Place	W-L	HAM	OPP
Jan. 29, 2011	Delaware State	H	W	70	66
Feb. 19, 2011	Bethune-Cookman	H	L	76	78 (2OT)
Feb. 20, 2012	Delaware State	H	L	74	68 (2OT)
Jan. 21, 2013	Coppin State	H	L	65	67
Feb. 7, 2013	Savannah State	A	W	71	68
Feb. 11, 2013	Delaware State	H	W	85	84 (2OT)
Dec. 18, 2013	Northern Kentucky	A	L	67	69
Dec. 29, 2013	Winthrop	H	W	101	95 (2OT)
Feb. 1, 2014	Coppin State	A	W	79	76
Feb. 3, 2014	Morgan State	A	L	92	94 (2OT)
Feb. 15, 2014	Norfolk State	A	W	79	73
Feb. 9, 2015	Howard	H	W	73	69
Dec. 2, 2015	Northern Arizona	A	W	98	94 (2OT)
Dec. 5, 2015	Coppin State	A	W	74	71
Jan. 6, 2016	Morgan State	A	W	83	80
Jan. 11, 2016	Florida A&M	H	W	71	65
Nov. 17, 2016	Chowan	H	W	70	69
Jan. 14, 2017	Delaware State	A	W	85	77
Jan. 31, 2018	Coppin State	H	W	70	59
Feb. 19, 2018	Savannah State	H	W	114	102

Home	Away	Neutral Site	Totals
22-13	21-13	5-2	48-28



PIRATES 1,000 POINT CLUB**RICK MAHORN (2,418)**

Year	G	FGM	FTM	TP	AVG
1976-77	28	65	29	159	5.7
1977-78	30	291	137	719	24.0
1978-79	30	274	137	685	22.8
1979-80	31	352	151	855	27.6
Totals	119	982	666	2,418	20.3

TONY WASHINGTON (1,679)

Year	G	FGM	FTM	TP	AVG
1979-80	28	36	23	95	3.4
1980-81	27	112	68	292	10.8
1981-82	36	268	135	675	18.8
1982-83	30	253	105	617	20.6
Totals	121	669	331	1,679	13.9

GREG HINES (1,967)

Year	G	FGM	FTM	TP	AVG
1979-80	31	186	131	503	16.2
1980-81	24	129	67	325	13.5
1981-82	36	198	149	545	15.1
1982-83	29	221	152	594	20.5
Totals	120	734	499	1,967	16.4

DARRION PELLUM (1,607)

Year	G	FGM	FTM	TP	AVG
2008-09	16	32	106	89	5.6
2009-10	31	133	339	356	11.5
2010-11	32	188	484	559	17.5
2011-12	33	196	139	603	18.3
Totals	112	549	1,068	1,607	14.4

JaFONDE WILLIAMS (1,800)

Year	G	FGM	FTM	TP	AVG
1992-93	27	77	41	234	8.7
1993-94	29	115	37	311	10.7
1994-95	26	194	132	586	22.5
1995-96	26	220	146	669	25.7
Totals	108	606	356	1,800	16.7

TOMMY ADAMS (1,582)

Year	G	FGM	FTM	TP	AVG
1998-99	26	95	41	265	10.2
1999-2000	29	114	43	340	11.7
2000-01	32	111	35	325	10.2
2001-02	33	213	120	652	19.8
Totals	120	533	239	1,582	13.2

DEVIN GREEN (1,757)

Year	G	FGM	FTM	TP	AVG
2001-02	33	154	78	432	13.1
2002-03	30	155	99	447	14.9
2003-04	30	154	100	456	15.2
2004-05	30	149	99	422	14.1
Totals	123	612	376	1,757	14.3

RASHAD WEST (1,556)

Year	G	FGM	FTM	TP	AVG
2004-05	30	54	42	176	5.9
2005-06	31	95	86	312	10.1
2006-07	31	160	159	551	17.8
2007-08	30	160	135	517	17.2
Totals	122	469	422	1,556	12.8

DARRYL WARWICK (1,755)

Year	G	FGM	FTM	TP	AVG
1977-78	27	105	70	280	10.4
1978-79	30	143	82	368	12.3
1979-80	31	186	121	493	15.9
1980-81	28	232	149	614	21.9
Totals	116	666	422	1,755	15.1

KENNETH BROWN (1,438)

Year	G	FGM	FTM	TP	AVG
1989-90	29	142	74	416	14.3
1990-91	32	188	92	551	17.2
1991-92	26	163	81	471	18.1
Totals	87	493	247	1,438	16.5

TARVIS WILLIAMS (1,754)

Year	G	FGM	FTM	TP	AVG
1997-98	26	114	91	319	12.3
1998-99	27	129	113	371	13.7
1999-2000	29	141	79	362	12.5
2000-01	32	259	184	702	21.9
Totals	114	643	467	1,754	15.4

STACY CLARK (1,401)

Year	G	FGM	FTM	TP	AVG
1986-87	28	102	70	281	10.0
1987-88	26	153	57	373	14.3
1988-89	26	146	70	383	14.7
1989-90	26	140	68	364	14.0
Totals	106	541	265	1,401	13.2

PRENTICE HILL (1,684)

Year	G	FGM	FTM	TP	AVG
1967-68	13	8	6	22	1.7
1968-69	24	193	88	474	19.8
1969-70	25	245	161	651	26.0
1970-71	24	205	127	537	22.4
Totals	86	651	382	1,684	19.6

MARVIN PAYNE (1,341)

Year	G	FGM	FTM	TP	AVG
1976-77	28	260	74	594	21.2
1977-78	27	129	51	309	11.4
1978-79	30	201	36	439	14.6
Totals	85	590	161	1,341	15.8

2018-19 Hampton Men's Basketball

VINCENT SIMPSON (1,339)

Year	G	FGM	FTM	TP	AVG
2006-07	31	65	19	183	5.9
2007-08	30	116	39	332	11.1
2008-09	32	133	42	374	11.7
2009-10	32	155	79	450	14.1
Totals	125	469	179	1,339	10.7

JEFF GRANGER (1,334)

Year	G	FGM	FTM	TP	AVG
2002-03	30	67	35	212	7.1
2003-04	30	127	123	450	15.0
2004-05	30	87	88	299	10.0
2005-06	32	114	76	373	11.7
Totals	122	395	322	1,334	10.9

ROBERY KORNEGAY (1,331)

Year	G	FGM	FTM	TP	AVG
1967-68	26	165	63	393	15.1
1968-69	24	136	44	316	13.2
1969-70	25	274	74	622	24.9
Totals	75	575	181	1,331	17.7

KEITH TOLLIVER (1,326)

Year	G	FGM	FTM	TP	AVG
1976-77	28	164	120	448	16.0
1977-78	31	202	116	520	16.8
1978-79	30	143	72	358	11.9
Totals	89	509	308	1,326	14.9

MICHAEL FREEMAN (1,241)

Year	G	FGM	FTM	TP	AVG
2006-07	30	162	102	427	14.2
2007-08	28	70	76	216	7.7
2008-09	31	83	71	238	7.7
2009-10	31	126	108	360	11.6
Totals	120	441	357	1,241	10.3

CEDRIC MILLER (1,156)

Year	G	FGM	FTM	TP	AVG
1981-82	22	8	11	27	1.2
1982-83	30	111	55	277	9.2
1983-84	29	118	91	327	11.3
1984-85	27	187	151	525	19.4
Totals	108	424	308	1,156	10.7

JERMAINE MARROW (1,133)

Year	G	FGM	FTM	TP	AVG
2016-17	31	160	121	483	15.6
2017-18	34	228	153	650	19.1
Totals	65	388	274	1,133	17.4

DAVID SAUNDERS (1,128)

Year	G	FGM	FTM	TP	AVG
1990-91	30	61	32	154	5.1
1991-92	26	122	48	292	11.2
1992-93	27	125	47	297	11.0
1993-94	26	158	69	385	14.8
Totals	109	466	196	1,128	10.3

TORREY FARRINGTON (1,117)

Year	G	FGM	FTM	TP	AVG
1995-96	25	30	28	102	4.1
1996-97	27	95	35	278	10.3
1997-98	26	110	45	335	12.9
1998-99	25	132	66	402	16.1
Totals	103	367	174	1,117	10.8

KEITH HUNTER (1,106)

Year	G	FGM	FTM	TP	AVG
1988-89	25	71	35	177	7.1
1989-90	29	100	71	271	9.3
1990-91	31	149	82	380	12.3
1991-92	19	104	70	278	14.6
Totals	104	424	258	1,106	10.6

KEVIN GREGORY (1,096)

Year	G	FGM	FTM	TP	AVG
1991-92	26	126	53	308	11.8
1992-93	27	160	83	420	15.6
1993-94	26	145	51	368	14.2
Totals	79	431	187	1,096	13.9

WALTER MARTIN (1,079)

Year	G	FGM	FTM	TP	AVG
1970-71	22	19	10	48	2.2
1971-72	23	146	49	341	14.8
1972-73	24	118	28	264	11.0
1973-74	26	190	46	426	16.4
Totals	95	473	133	1,079	11.4

DERON POWERS (1,078)

Year	G	FGM	FTM	TP	AVG
2012-13	31	116	113	369	11.9
2013-14	31	115	108	366	11.8
2014-15	33	106	91	343	10.4
Totals	95	337	312	1,078	11.3

BRIAN DARDEN (1,036)

Year	G	FGM	FTM	TP	AVG
2013-14	31	90	78	321	10.4
2014-15	35	93	87	342	9.8
2015-16	29	114	73	373	12.9
Totals	95	297	238	1,036	10.9

TYROME BEST (1,029)

Year	G	FGM	FTM	TP	AVG
1973-74	26	71	30	172	6.6
1974-75	22	160	42	362	16.5
1975-76	23	117	60	294	12.8
1976-77	18	73	55	201	11.2
Totals	89	421	187	1,029	11.6

ALL CONFERENCE HONORS

CIAA PLAYER OF THE YEAR

Ricky Mahorn 1978-79

MEAC PLAYER OF THE YEAR

Tarvis Williams..... 2000-01
Tommy Adams 2001-02

CIAA ROOKIE OF THE YEAR

Greg Hines 1979-80

MEAC ROOKIE OF THE YEAR

Tarvis Williams..... 1997-98
Tommy Adams 1998-99
Devin Green..... 2001-02
Deron Powers 2012-13

MEAC DEFENSIVE PLAYER OF THE YEAR

Du'Vaughn Maxwell 2013-14



Du'Vaughn Maxwell, 2012-14

MEAC COACH OF THE YEAR

Steve Merfeld..... 2001-02
Bobby Collins 2004-05

ALL-CIAA

Edwin Amos 1955-56
Edwin Amos 1956-57
Nathaniel Trader 1958-59
Walter Ward..... 1960-61
Willie Youngblood 1972-73
Wayne Britt 1973-74
Tyrone Best 1976-77
Marvin Payne..... 1976-77
Ricky Mahorn 1977-78
Keith Tolliver 1977-78
Tony Threatt 1977-78
Ricky Mahorn 1978-79
Ricky Mahorn 1979-80
Darryl Warwick 1980-81
Tony Washington 1981-82
Greg Hines 1982-83
Tony Washington 1982-83
Cedric Miller 1983-84
Cedric Miller 1984-85
John Stevens..... 1985-86
Stacy Clark..... 1988-89
Stacy Clark..... 1989-90
Kenneth Brown 1990-91
Marvin Childs 1990-91
Keith Hunter 1990-91
JaFonde Williams 1994-95

ALL-MEAC

Tarvis Williams..... 1997-98 (2nd Team)
Tarvis Williams..... 2000-01
Marseilles Brown 2000-01 (2nd Team)
LaSean Howard 2000-01 (2nd Team)
Tommy Adams 2001-02
Isaac Jefferson 2001-02 (2nd Team)
Barry Hariston 2002-03
Devin Green..... 2003-04
Jeff Granger 2003-04 (2nd Team)
Bruce Brown 2004-05
Devin Green..... 2004-05
Jaz Cowan..... 2005-06 (2nd Team)
Rashad West 2007-08 (2nd Team)
Vincent Simpson..... 2008-09 (2nd Team)
Vincent Simpson..... 2009-10 (2nd Team)
Darrion Pellum..... 2010-11
Kwame Morgan 2010-11 (2nd Team)
Darrion Pellum..... 2011-12
Deron Powers 2012-13 (All-Rookie Team)
Du'Vaughn Maxwell 2013-14
Deron Powers 2014-15 (3rd Team)
Quinton Chievous 2015-16
Reginald Johnson, Jr..... 2015-16
Jermaine Marrow 2016-17 (3rd Team/All-Rookie)
Jermaine Marrow 2017-18 (1st Team)

CIAA TOURNAMENT MVP

Edwin Amos	1955-56
Greg Hines	1981-82
Tony Washington	1982-83

MEAC TOURNAMENT MVP

Tarvis Williams.....	2000-01
Tommy Adams	2001-02
Rashad West	2005-06
Darrion Pellum.....	2010-11
Deron Powers	2014-15
Reginald Johnson, Jr.....	2015-16



Darrion Pellum, 2008-12

CIAA TOURNAMENT OUTSTANDING COACH

Hank Ford	1978-79
Hank Ford	1979-80
Hank Ford	1981-82
Hank Ford	1982-83

MEAC TOURNAMENT OUTSTANDING COACH

Steve Merfeld.....	2000-01
Steve Merfeld.....	2001-02
Bobby Collins	2005-06
Edward Joyner, Jr.	2010-11
Edward Joyner, Jr.	2014-15
Edward Joyner, Jr.	2015-16


MEAC ALL-TOURNAMENT TEAM

Tarvis Williams.....	1999-2000
Marseilles Brown	1999-2000
Tarvis Williams.....	2000-01
Marseilles Brown	2000-01
Cleveland Davis	2000-01
Tommy Adams	2001-02
Mackel Purvis	2001-02
Devin Green.....	2002-03
Barry Hairston	2002-03
Devin Green.....	2004-05
Jeff Granger	2004-05
Bruce Brown	2004-05
Rashad West	2005-06
Bruce Brown	2005-06
Darrion Pellum.....	2010-11
Kwame Morgan	2010-11
Christopher Tolson	2011-12
Du'Vaughn Maxwell	2013-14
Deron Powers	2014-15
Reginald Johnson.....	2014-15
Reginald Johnson, Jr.....	2015-16
Quinton Chievous	2015-16
Charles Wilson-Fisher	2017-18
Malique Trent-Street	2017-18




Reginald Johnson, Jr., 2014-2016


HEAD COACHING RECORDS



John McLendon



Hank Ford



Malcolm Avery



Steve Merfield



Bobby Collins



Kevin Nickelberry



Edward Joyner, Jr.


Coach	Seasons	Years	Overall			Conference		
			W	L	Pct.	W	L	Pct.
John McLendon	1952-54	2	32	19				
Ben Whaley	1954-57	3	43	33				
Willie Smith	1961-62	1	7	15				
Frank Entry	1962-63	1	6	15				
Lee Royster	1963-65	2	21	18				
Ike Moorehead	1965-71	6	66	79				
Louis Shackelford	1971-73	2	19	28				
Soloman Frazier	1973-75	2	14	30				
Joe Buggs	1974-75	1	0	5				
Hank Ford	1975-87	12	228	120	.655	138	76	.645
Malcolm Avery	1987-95	8	140	81	.633	91	61	.599
Byron Samuels	1995-97	2	17	36	.321	7	11	.389
Steve Merfield	1997-2002	5	90	56	.616	63	26	.708
Bobby Collins	2002-06	4	65	57	.533	47	25	.653
Kevin Nickelberry	2006-09	3	49	44	.527	29	21	.580
Edward Joyner Jr.	2009-pres.	8+	153	139	.524	93	51	.646

2018-19 Hampton Men's Basketball

Dunning, Wesley (Washington, D.C.)	2010-13	Hyman, Mario (Rocky Mount, TX)	1993-97
Dunson, Derrick (Newark, NJ)	1986-88		
E		I	
Easterling, Chad (East Orange, NJ)	2006-09	Ingram, Eric (Ft. Washington, MD)	1987-91
Elijah, Sam	1974-75	J	
Ervin, Dain (Queens, NY)	1997-98	Jackson, Jason (Las Vegas, NV)	1995-99
F		Jackson, Miles (Silver Spring, MD)	2013-15
Farrington, Torrey (Woodbridge, VA)	1995-99	James, Harold	1967-70
Fisher, Kalin (Chicago, IL)	2015-pres.	James, Jamaal (Albany, NY)	1999-03
Fisher, Lamar (Fredericksburg, VA)	1990-92	James, Michael (Mitchellville, MD)	1991-95
Fleming, Kenneth (Fayetteville, NC)	1983-87	Jarvis, Ricky (Brooklyn, NY)	1976-79
Ford, Greg (Chesapeake, VA)	1987-91	Jefferson, Isaac (Columbus, OH)	1999-03
Franklin, Larry	1972-73	Jenkins, Marcus (Portsmouth, VA)	1993-97
Freeman, Mike (Alexandria, VA)	2006-10	Jenkins, Parker (Los Angeles, CA)	1995-96
Funches, Charles (Bayonne, NJ)	2009-11	Jennings, Tony	1980-81
G		Johnson, Brent (Aulander, NC)	1994-98
Garrick, Larry (Gadsen, SC)	1981-85	Johnson, David (Norfolk, VA)	2000-04
Gaunt, Larry (Orange, NJ)	1978-80	Johnson, David (Gloucester, VA)	2003-07
Gholson, Jermaine (Hampton, VA)	1993-96	Johnson, Kirk	1974-75
Gibbs, Adam	1991-92	Johnson, Perry (Richmond, VA)	1974-78
Godwin, Al (Smithfield, VA)	1980-84	Johnson, Reginald (Chicago, IL)	2014-16
Gomes, Rowan (St. Johns, Antigua)	1983-87	Johnson, Robert	1970-71
Goode, Lenard	1984-85	Johnson, Tim (Hopkins, SC)	1981-85
Goode, Vernard	1984-85	Johnson, William "Bubba" (Richmond, VA)	1982-86
Granger, Jeff (Newark, NJ)	2002-06	Joliff, George	1994-95
Grant, Steve (Newport News, VA)	1975-77	Jones, Brian	1994-95
Green, Devin (Columbus, OH)	2001-05	K	
Gregory, Kevin (Washington, D.C.)	1991-94	Kemp, Douglas (Washington, D.C.)	1966-68
Griffin, Dotson (Nassau, Bahamas)	1983-86	Key, Breon (Hampton, VA)	2013-15
H		Knight, Richard (Waterbury, CT)	1971-72
Hairston, Barry (Walnut Cove, NC)	2001-03	Kornegay, Robert (Kinston, SC)	1966-70
Hall, David (Ardmore, PA)	1971-72, 73-74	L	
Hamlin, Pernel (Hampton, VA)	1969-71	Lane, Jay (Richmond, VA)	1986-89
Hankerson, Charles "Hank" (Miami, FL)	1979-83	Lane, John	1984-86
Harold, James (Columbia, S.C.)	1966-1970	Laney, Michael (Charlotte, NC)	2005-06
Harrell, Clarence (Franklin, VA)	1966-69	Lee, Carlos (Jacksonville, FL)	1989-92
Harris, Stanley	1974-75	Lee, Raymond (Plainfield, NJ)	1985-88
Hartfield, Sylvester (Huntington, W.VA)	1985-89	Lee, Rodney	1993-94
Hawkins, Ramont (Temple Hills, MD)	1997-99	Lemons, James (Tampa, FL)	1971-73
Hayden, Gregory (Dallas, TX)	2013-16	Leslie, Chris (Vineland, NJ)	1986-87
Heckstall, Greg (Norfolk, VA)	2017-pres.	Lester, Tarik (Detroit, MI)	1991-92
Henderson, Keith (Richmond, VA)	1982-84	Lewis, Deon (Washington, DC)	1987-88
Hester, Jerrick (Springfield, VA)	1992-93	Lola-Charles, Milade (Laurel, MD)	2008-12
Hill, Prentice (Pontiac, MI)	1967-71	Lumpkin, Damon (Dayton, NJ)	1996-98
Hines, Greg (Montclair, NJ)	1979-83	Lunn, Deveraux (Baltimore, MD)	1966-67
Holley, Charles (Wilmington, DE)	1979-80	Lynch, John (Hampton, VA)	1970-71
Houston, Trey (Atlanta, GA)	2015-18	M	
Howard, Arthimus (Tuskegee, AL)	1999-01	Mahorn, Ricky (Hartford, CT)	1976-80
Howard, LaSean (Toledo, OH)	1999-01	Marquette, Leonel	1979-81
Howelette, John (Richmond, VA)	1966-68	Marrow, Jermaine (Newport News, VA)	2016-pres.
Hughes, Clodius	1983-85	Marshall III, Eugene (Hackensack, NJ)	2015-pres.
Hughes, Rodney (Ecorse, MI)	2002-04	Martin, Walter (Philadelphia, PA)	1970-74
Hunt, James (Martinsville, VA)	1986-87	Mattox, Demario (Rocky Mount, VA)	2005-07
Hunter, Keith (Richmond, VA)	1988-92	Maxwell, Du'Vaughn (Manhattan, NY)	2012-14
Hunter, Kenyo (Houston, TX)	1997-99	McClenny, Travis (Portsmouth, VA)	2009-12

2018-19 Hampton Men's Basketball

McDowell, Jason (Detroit, MI)	1990-91	Okoroba, Emmanuel (Garland, TX)	2011-15
McKeithan, Baron	1976-78	Orie, Daniel (Newport News, VA)	1967-68, 1971-72
McKoy, Andre (New York, NY)	1985-87	Oseni, Oluwaseyi (Rochester, NY)	2006-09
McMorrin, Latif (South Orange, NJ)	1995-97	Owens, Micah (Elmira, NY)	1999-01
McNeal, Dwayne (Cincinnati, OH)	2000-03	Owens, Zack (Norfolk, VA)	1981-83
McNeil, James	1983-84		
McWilliams, Weldon	1999-00	P	
Meikle, Dwight (Baltimore, MD)	2012-15	Paige, B.J. (Charlottesville, VA)	1999-00
Mercado, Ramon (Hollywood, FL)	2012-14	Parham, Weldon (Washington, D.C.)	1990-92
Miller, Cedric (Nassau, Bahamas)	1981-85	Paul, C.J. (Lewisville, NC)	2001-02
Miller, Imani (Knoxville, TN)	2015-17	Payne, Marvin (Baltimore, MD)	1976-79
Mitchell, Akim (Charlotte, NC)	2015-pres.	Pehoua, Junior (Germantown, MD)	2003-07
Mitchell, Malcolm (Pittsburg, PA)	1973-75	Pehoua, Lionel (Germantown, MD)	2004-08
Monroe, P.J. (Portsmouth, VA)	1984-86	Pellum, Darrion (Hampton, VA)	2008-12
Moore, Gerald (Oxon Hills, MD)	1980-83	Perry, Robert (Aiken, SC)	1972-74
Moore, Herbert	1967-68	Peters, Pete (Walterboro, SC)	1976-79
Morgan, Kwame (Largo, MD)	2008-12	Pilgrim, Matthew (Cincinnati, OH)	2006-08
Morley, Ishmael (Abaco, Bahamas)	1985-89	Pigrom, Damon (Marlton, NJ)	1992-96
Morman, Martin (Augusta, GA)	1969-70	Pitts, Maurice (Chicago, IL)	2000-03
Morrison, Andrew (New Haven, CT)	2002-07	Powell, Derrick (Portsmouth, VA)	1988-92
Murphy, Jamaal (Beckley, W.VA)	1995-96	Powers, Deron (Williamsburg, VA)	2012-15
		Pressley, Jervon (Charlotte, NC)	2013-16
N		Price, Reggie (Charlotte, NC)	2012-15
Nance, Keith (Boston, MA)	1986-87	Price, Tim	1984-86
Nicholson, Jerome (Newport News, VA)	1981-82	Purvis, Mackel	1999-03
Noble, Aaron (Burlington, NC)	1974-76		
Ntoko, Jonathan (Greenbelt, MD)	2006-10	Q	
		Quince, Kevin (Atlantic City, NJ)	1969-70
O			
Oakley, Devon (Chesapeake, VA)	2015-pres.	R	
O'Bryant, Orin (Reading, PA)	2011-12	Ralls, Donald (Philadelphia, PA)	2014-17
		Ransom, Arthur (Coatesville, PA)	1971-74
		Ransom, Curtis (W. Long Branch, NJ)	1970-71
		Reed, Koron (Philadelphia, PA)	2009-12
		Reed, Phillip (Oxnard, CA)	2013-15
		Reese, Lang (Washington, D.C.)	1975-76
		Rich, Michael (Largo, MD)	1989-91
		Richards, Darryl (District Heights, MD)	1981-83
		Richards, Harvey (New York, NY)	1966-67
		Richardson, Frederick (Newport News, VA)	1970-71
		Ricks, Wilbur (Perth Amboy, NJ)	1976-79
		Roberson, Leon (Pleasantville, NJ)	1991-92
		Robinson, Calvin (Pensacola, FL)	1979-80
		Rogers, Thomas (Danville, VA)	1994-97
		Rowser, Nathan	1972-73
		Rucker, Bruce	1969-70
		Runcie, David (Maplewood, NJ)	2015-16
		Russell, Frank (Fayetteville, NC)	2002-04
		Rutledge, Willie	1972-73
		S	
		Salter, Craig (Cleveland, OH)	1975-76
		Saunders, David (Gaithersburg, MD)	1990-94
		Scott, Marlon (Danbury, CT)	1991-93
		Sherman, Anthony "Tony" (Paterson, NJ)	1976-79
		Sherman, Henry (Paterson, NJ)	1975-79
		Shipman, Alex (Elizabeth, NJ)	1971-72
		Short, Marc (Lawrenceville, VA)	1975-76
		Simmons, Kwame (Detroit, MI)	1994-95



Marvin Payne, 1976-1979

Simpson, Brandon (Glenn Dale, MC)	2006-08
Simpson, Vincent (Philadelphia, PA)	2006-10
Sippio, Dave (Miami, FL)	1977-80
Smalling, Theo (Tampa, FL)	2006-09
Smith, Damany (Ft. Washington, MD)	1996-99
Smith, Leonard Jr. (Philadelphia, PA)	1971-74
Smith, Michael (Newport News, VA)	1985-87
Smith, Quinton (Baltimore, MD)	1969-70
Smith, Robert	1974-75
Sowell, Willie (Charlotte, NC)	1969-71, 1972-73
Spence, Kevin (Bronx, NY)	1979-81
Spencer, Dewayne (Harrisburg, PA)	2003-06
Spencer, Wayne (Hampton, VA)	1979-81
Stanley, Rasheed (Duluth, GA)	2015-16
Starks, Joseph	1974-75
Stephens, Donald (Portsmouth, VA)	1982-86
Stevens, John (Richmond, VA)	1982-86
Stinson, Chris (Chicago, IL)	1989-90
Stith, Delacy (Lawrenceville, VA)	1967-69
Stokes, Levi (Utica, MS)	1973-74
Streeter, Brandon (Jacksonville, NC)	2004-05
Stroud, Gerson (Charlotte, NC)	1966-68
Swinson, Corey (Bay Shore, NY)	1994-95
Swinton, Derius (Richmond, VA)	2003-04

T

Taliaferro, Richard (Hampton, VA)	1975-79
Tatum, Joshua (Port Arthur, TX)	1981-82
Taylor, Bakari (Bowie, MD)	2009-12
Taylor, Brian (East Orange, NJ)	1989-92
Taylor, Bryan (Neptune, NJ)	2006-07
Taylor, Henry (Atlanta, GA)	1975-76
Threatt, Tony (Petersburg, VA)	1974-78
Tolliver, Gregg	1969-70
Tolliver, Keith (Byhalia, MS)	1976-79
Tolson, Christopher (Laurel, MD)	2008-12
Tose, Billy (Williamsburg, VA)	1997-98
Trent-Street, Malique (Portsmouth, VA)	2017-18
Tucker, Floyd (Trenton, NJ)	1992-93
Tuitt, Mike (Bronx, NY)	2009-12
Tunnell, Brandon (Wilmington, DE)	2008-11

W

Waddy, Raymond	1993-94
Wade, Ronald (Rochester, NY)	1992-93
Warwick, Darryl (Philadelphia, PA)	1978-81
Washington, Antonio "Tony" (Denmark, SC)	1979-83
West, Rashad (Raleigh, NC)	2004-08
Whitaker, Corey (Gary, IN)	1993-95
White, Jimmie (Hartford, CT)	1979-80
White, Michael (Salisbury, NC)	1991-93
White, Randy (Suffolk, VA)	1974-76
Wilkinson, Horatio (Washington, D.C.)	1966-68
Williams, Dexter (Grand Rapids, MI)	1988-90
Williams, Gary (Plainfield, NJ)	1983-86
Williams, JaFonde (Richmond, VA)	1992-96
Williams, James (Grand Rapids, MI)	1989-90
Williams, Jasper (Washington, DC)	2011-13
Williams, LeGrant (Norfolk, VA)	1980-82

Williams, Marcelle (Teaneck, NJ)	2001-03
Williams, Matthew (Henderson, NC)	2005-06
Williams, Peltre (Fayetteville, NC)	1986-89
Williams, Tarvis (Maysville, NC)	1997-01
Wilson-Fisher, Charles (Los Angeles, CA)	2014-18
Witherspoon, Kasey (Columbia, SC)	1993-94
Woni, Mohamed (Ivory Coast, Africa)	1999-00
Wood, Anthony (Norfolk, VA)	1988-90
Wood, Calvin (Alexandria, VA)	1986-87
Woodard, Adrian (Sanford, NC)	2004-09
Woodley, Jared (Baltimore, MD)	2003-05



Tarvis Williams, 1997-2001

Y

Young, Bill (Newark, NJ)	1973-75
Young, Tajai (Rockmart, GA)	1998-99
Youngblood, Willie (Philadelphia, PA)	1971-74

2006-07	A	77-88	L
	N	60-56	W
	A	64-75	L
	H	74-81	L
2007-08	A	58-67	L
2008-09	H	39-49	L
	N	51-32	W
2009-10	A	56-58	L
	H	64-45	W
2010-11	H	70-66	W (ot)
	A	71-64	W
2011-12	A	69-77	L
	H	68-74	L (2ot)
2012-13	H	85-84	W (2ot)
	A	57-50	W
	N	60-63	L
2013-14	A	73-60	W
2014-15	H	71-74	L
	A	75-85	L
	N	82-61	W
2015-16	A	82-72	W
	H	79-65	W
2016-17	A	85-77	W (ot)
2017-18	H	78-56	W
Dominican (Calif.) (1-0)			
2010-11	N	78-65	W
Duke (0-1)			
2010-11	N	45-87	L
Duquesne (1-0)			
1999-00	A	71-64	W
East Carolina (0-2)			
2003-04	A	53-77	L
2016-17	A	48-68	L
Eastern Michigan (1-1)			
1999-00	H	66-73	L
2000-01	A	73-71	W
Florida A&M (24-12)			
1996-97	H	81-79	W (ot)
	A	78-89	L
1997-98	A	71-67	L (ot)
	H	65-60	W
1998-99	A	63-65	L
	H	84-71	W
1999-00	A	87-59	W
	H	76-56	W
2000-01	A	77-64	W
2001-02	H	97-65	W
2002-03	H	90-76	W
	A	83-80	W
2003-04	A	81-87	L
	H	59-77	L
	N	71-72	L
2004-05	H	55-49	W
	A	81-67	W
	N	81-72	W
2005-06	H	65-73	L
2006-07	A	76-74	W
	H	74-72	W (ot)
	N	58-61	L
2007-08	H	69-63	W
2008-09	A	75-76	L (ot)
2009-10	H	66-53	W
	A	70-61	W
2010-11	A	58-62	L

2011-12	H	55-58	L
	A	74-59	W
2012-13	H	77-68	W
2013-14	H	72-62	W
2014-15	A	78-63	W
2015-16	H	71-65	W (ot)
2016-17	A	76-69	W
2017-18	H	71-75	L
	N	75-71	W
Fordham (2-1)			
2009-10	H	78-54	W
2010-11	A	58-48	W
2011-12	A	53-54	L
Gardner-Webb (0-2)			
2016-17	A	63-69	L
2017-18	H	79-80	L
George Mason (1-4)			
1995-96	A	74-84	L
2005-06	A	66-79	L
2006-07	H	45-55	L
2007-08	A	54-57	L
2008-09	H	50-44	W
George Washington (1-2)			
1995-96	A	73-80	L
2010-11	A	62-51	W
2017-18	A	57-65	L
Georgetown (0-1)			
2000-01	N	57-76	L

2010-11	H	60-56	W (ot)
Georgia State (1-0)			
1995-96	N	71-61	W
Grand Canyon (0-1)			
2015-16	A	51-63	L
Harvard (1-0)			
1996-97	N	60-57	W
Hawaii Pacific (1-0)			
2001-02	A	83-76	W
High Point (2-0)			
2010-11	A	70-64	W
2011-12	H	68-64	W
Holy Cross (0-3)			
1996-97	N	56-61	L
2006-07	A	47-62	L
2007-08	H	52-60	L
Howard (39-5)			
1996-97	A	83-87	L
	H	88-68	W
1997-98	H	68-66	W
	A	76-57	W
1998-99	A	76-61	W
	H	82-37	W
1999-00	H	99-82	W
	A	86-61	W
2000-01	H	82-71	W
	A	89-69	W
2001-02	H	79-58	W
	A	81-82	L
	N	80-62	W
2002-03	A	80-75	W
	H	65-75	L
	N	73-64	W
2003-04	A	60-53	W
	H	85-79	W
2004-05	A	86-47	W
	H	59-49	W
2005-06	H	65-48	W
	A	75-63	W
2006-07	N	54-95	L
	N	76-61	W
2007-08	N	65-31	W
	H	71-58	W
2008-09	N	45-39	W
	A	54-48	W
2009-10	N	54-56	L
	H	90-42	W
2010-11	N	67-55	W
	A	83-72	W
2011-12	N	71-53	W
	H	57-55	W
2012-13	H	58-50	W
	A	51-49	W
2013-14	H	63-47	W
	A	81-78	W
2014-15	H	73-69	W (ot)
	A	68-67	W
2015-16	A	68-65	W
	H	68-67	W
2016-17	H	75-61	W
2017-18	A	95-81	W



2018-19 Hampton Men's Basketball

2014-15	Illinois (0-1)	A	55-73	L
1995-96	Iona (0-4)	H	69-91	L
1996-97	A	72-91	L	
2008-09	A	46-59	L	
2009-10	H	63-68	L	

2000-01	Iowa State (1-0)	N	58-57	W
---------	------------------	---	-------	---

2014-15	Iowa (0-1)	A	56-90	L
---------	------------	---	-------	---

1995-96	James Madison (1-4)	N	86-88	L
1996-97	A	58-89	L	
2011-12	A	67-74	L	
2012-13	H	69-65	W	
2013-14	N	49-55	L	

2000-01	Kansas State (0-2)	A	71-86	L
2016-17	A	67-89	L	

2007-08	Kent State (0-2)	A	71-77	L
2008-09	H	43-68	L	

2014-15	Kentucky (0-1)	N	56-79	L
---------	----------------	---	-------	---

2003-04	La Salle (1-1)	N	68-64	W
2009-10	A	80-83	L	

1995-96	Liberty (2-3)	A	77-72	W
1996-97	H	42-69	L	
2010-11	H	62-59	W	
2011-12	A	65-74	L	
2013-14	N	53-70	L	

2005-06	Longwood (3-1)	H	66-69	L
2006-07	A	80-59	W	
2009-10	H	95-81	W	
2011-12	N	82-79	W	

2015-16	Louisiana Monroe (1-0)	N	75-64	W
---------	------------------------	---	-------	---

1995-96	Maine (2-2)	H	81-84	L (ot)
	A	67-66	W	
1997-98	H	74-71	W	
1998-99	A	75-98	L	

1995-96	Manhattan (1-2)	H	64-98	L
1996-97	A	61-73	L	
2014-15	N	74-64	W	

1995-96	Marist (0-1)	A	69-87	L
---------	--------------	---	-------	---

1999-00	Marquette (0-1)	A	52-67	L
---------	-----------------	---	-------	---

1995-96	Marshall (0-1)	A	95-123	L
---------	----------------	---	--------	---

2002-03	Maryland (0-3)	A	58-108	L
2006-07	A	75-102	L	
2007-08	A	64-70	L	



2006-07	Maryland-Baltimore County (0-2)	H	49-56	L
2007-08	A	65-83	L	

Maryland-Eastern Shore (27-9)

1996-97	H	75-70	W
	A	65-78	L
1997-98	A	56-76	L
	H	63-55	W
1998-99	H	63-71	L
	A	62-64	L
1999-00	A	75-68	W
	H	58-59	L
2000-01	H	91-72	W
	A	91-67	W
2001-02	H	86-71	W
	A	81-63	W
2002-03	A	55-45	W
	H	70-54	W
2003-04	H	75-62	W
	A	79-71	W
2004-05	H	80-54	W
	A	70-55	W
2005-06	H	73-64	W
	A	87-75	W
2006-07	H	71-58	W
2007-08	A	62-68	L
2008-09	H	56-42	W
2009-10	A	79-65	W
2010-11	H	78-66	W

2011-12	N	77-55	W
2012-13	H	82-62	W
2013-14	A	63-59	W
	H	71-65	W
	A	104-89	W
2014-15	H	64-61	W
	N	76-71	W
2015-16	A	70-73	L
2016-17	H	66-65	W
	N	66-68	L
2017-18	A	83-92	L

1998-99	Michigan (0-1)	A	61-77	L
---------	----------------	---	-------	---

2017-18	Mid-Atlantic Christian U. (1-0)	H	117-54	W
---------	---------------------------------	---	--------	---

2013-14	Missouri State (0-2)	A	67-81	L
2017-18	A	75-88	L	

2003-04	Monmouth (1-2)	N	52-64	L
2005-06	N	49-71	L	
2009-10	N	59-56	W	

2001-02	Montana State (0-1)	A	66-80	L
---------	---------------------	---	-------	---

1996-97	Morgan State (30-15)	H	61-59	W
	A	70-67	W	
1997-98	H	75-73	W	
	A	64-97	L	
1998-99	A	61-74	L	
	N	66-67	L	
1999-00	H	82-73	W	
2000-01	A	72-67	W	
	H	78-67	W	
	N	76-64	W	
2001-02	A	78-70	W	
	H	89-74	W	
	N	99-70	W	
2002-03	H	91-75	W	
	A	75-59	W	
2003-04	A	63-64	L	
2004-05	H	82-62	W	
2005-06	A	80-47	W	
	H	81-48	W	
	N	63-51	W	
2006-07	H	70-75	L (ot)	
	A	67-65	W	
2007-08	H	57-64	L	
	A	62-66	L (ot)	
2008-09	A	62-57	W	
	H	49-47	W	
2009-10	H	63-73	L	
	N	67-74	L	
2010-11	A	72-78	L	
	N	60-55	W	
2011-12	A	56-68	L	
	H	68-63	W	
	N	69-65	W	
2012-13	H	78-80	L	
	A	64-62	W	
2013-14	H	71-80	L	
	A	92-94	L (2ot)	
2014-15	H	62-58	W	
	A	93-65	W	

2015-16	N	91-71	W
	A	83-80	W (ot)
	H	87-79	W
	N	83-81	W
2016-17	A	70-77	L
2017-18	H	2-0	W (forfeit)
New Orleans (1-0)			
2006-07	N	74-73	W
Niagara (0-1)			
1995-96	N	62-64	L
Nicholls State (0-1)			
2015-16	N	81-84	L
NJIT (0-1)			
2014-15	A	67-86	L
Norfolk State (26-22)			
1997-98	H	71-64	W
	A	71-70	W
1998-99	H	98-93	W
	A	78-92	L
1999-00	H	69-70	L
	A	83-62	W
2000-01	A	86-87	L
	H	85-91	L (ot)
	N	94-67	W
2001-02	H	85-57	W
	A	92-89	W (ot)
2002-03	H	72-62	W
	A	44-48	L
	N	64-62	W
2003-04	H	73-63	W
	A	70-77	L
2004-05	A	64-79	L
	H	66-60	W (ot)
2005-06	H	43-57	L
	A	51-52	L
	N	73-56	W
2006-07	A	72-74	L
	H	66-52	W
2007-08	A	62-58	W
	H	87-72	W
2008-09	H	68-62	L
	A	68-90	L
2009-10	A	50-66	L
	H	66-70	L
	N	73-70	W
2010-11	H	63-56	W
	A	86-72	W
	N	85-61	W
2011-12	H	75-80	L
	A	62-70	L
2012-13	A	67-74	L
	H	59-62	L
2013-14	A	79-73	W (ot)
	H	61-53	W
2014-15	A	60-63	L
	H	69-80	L
	N	75-64	W
2015-16	H	86-76	W
	A	63-83	L
2016-17	A	62-79	L
	H	63-59	W
2017-18	H	82-52	W
	A	74-71	W

North Carolina (1-2)

1997-98	A	69-92	L
1998-99	H	75-86	L
2001-02	A	77-69	W
North Carolina A&T (25-12)			
1996-97	A	75-82	L
	H	62-71	L
1997-98	H	75-78	L
	A	74-62	W
1998-99	H	77-71	W (ot)
	H	64-53	W
1999-00	H	82-73	W
	A	60-76	L
	N	98-88	W (ot)
2000-01	A	80-82	L
	H	86-75	W
2001-02	A	82-68	W
	H	72-61	W
2002-03	A	66-61	W
	H	79-63	W
2003-04	H	80-57	W
	A	85-58	W
2004-05	A	81-72	W
	H	65-47	W
2005-06	H	77-65	W
	A	60-65	L
2006-07	A	70-64	W
	H	76-79	L
2007-08	A	68-52	W
	H	71-55	W
2008-09	H	55-56	L
	A	59-58	W
2009-10	A	65-55	W
	H	65-69	L
2010-11	H	82-77	W
	A	63-74	L
2013-14	H	89-71	W
2014-15	H	61-64	L
2015-16	A	79-62	W
2016-17	H	68-53	W
2017-18	A	84-92	L
	N	96-86	W
North Carolina Central (2-6)			
2011-12	H	45-60	L
2012-13	H	64-68	L
2013-14	A	61-74	L
2014-15	H	52-59	L
2015-16	A	80-79	W
2016-17	H	51-64	L
2017-18	A	86-70	W
	N	63-71	L
North Carolina-Greensboro (0-3)			
1995-96	H	78-86	L
1996-97	A	59-71	L
2005-06	A	71-72	L
North Carolina State (0-1)			
1997-98	A	61-86	L
North Carolina Wilmington (0-1)			
2012-13	A	60-61	L
North Dakota State (0-1)			
2014-15	A	66-74	L
Northern Arizona (3-0)			
2014-15	H	75-66	W
2015-16	A	98-94	W (2ot)

2017-18	N	76-66	W
Northern Illinois (0-1)			
2014-15	A	51-83	L
Northern Kentucky (0-2)			
2012-13	H	52-54	L
2013-14	A	67-69	L (ot)
Notre Dame (0-1)			
2017-18	A	63-84	L
Ohio (0-1)			
2012-13	A	67-75	L
Ohio State (0-1)			
2002-03	A	62-70	L
Old Dominion (2-4)			
1995-96	A	67-75	L



1996-97	H	46-57	L
1997-98	A	60-72	L
1998-99	A	69-83	L
2001-02	A	84-77	W
2002-03	H	77-70	W
Oral Roberts (0-2)			
1995-96	H	68-72	L
	A	54-96	L
Penn State (0-1)			
2013-14	A	65-69	L
Pepperdine (0-1)			
2009-10	N	66-75	L

2018-19 Hampton Men's Basketball

Portland State (1-0)			
2008-09	N	77-71	W (ot)
Princeton (0-2)			
2015-16	H	59-89	L
2016-17	A	49-77	L
Quinnipiac (1-1)			
2012-13	H	70-64	W
2013-14	A	68-71	L
Radford (3-3)			
1999-00	H	68-77	L
2000-01	A	70-74	L
2004-05	N	89-74	W
2005-06	H	73-69	W
2012-13	A	64-73	L
2013-14	H	87-60	W
Richmond (1-5)			
2002-03	H	61-60	W
2003-04	A	42-73	L
2005-06	A	40-44	L
2011-12	A	51-72	L
2012-13	A	58-68	L
2016-17	A	52-65	L
Rider (0-4)			
1998-99	N	64-75	L
2016-17	H	56-67	L
2017-18	A	75-90	L
	N	80-94	L
Robert Morris (0-3)			
2011-12	A	54-64	L
2012-13	H	54-66	L
2016-17	H	48-62	L
Rutgers (0-1)			
2011-12	A	52-66	L
Sacred Heart (0-1)			
2011-12	N	71-78	L
Saint Bonaventure (2-0)			
2006-07	A	89-74	W
2007-08	H	55-48	W
Saint Mary's (Calif.) (0-1)			
2004-05	A	55-66	L
Saint Leo (Fla.) (1-0)			
2017-18	H	72-56	W
Saint Peter's (1-1)			
2012-13	H	59-66	L
2013-14	A	64-59	W
Samford (0-1)			
1998-99	N	72-84	L
San Diego State (0-1)			
2008-09	N	47-76	L
San Francisco (0-1)			
2010-11	A	57-69	L
Savannah State (9-3)			
2004-05	A	70-52	W

2005-06	H	100-57	W
2011-12	H	49-65	L
	N	59-46	W
2012-13	A	71-68	W (ot)
2013-14	A	80-71	W
2014-15	A	66-68	L
2015-16	H	75-52	W
	N	89-55	W
2016-17	H	84-80	W
	A	92-89	W
2017-18	A	101-103	L
	H	114-102	W (ot)
SIU-Edwardsville (1-0)			
2011-12	N	68-64	W
SMU (0-1)			
2015-16	A	72-105	L
South Carolina State (24-20)			
1995-96	A	65-83	L
	H	71-61	W
1996-97	A	78-58	W
	H	71-73	L (ot)
1997-98	H	75-89	L
	A	67-80	L
1998-99	H	63-72	L
	A	56-61	L
1999-00	A	87-81	W
	A	89-84	W
2000-01	A	68-72	L
	H	87-75	W
	N	70-58	W
2001-02	A	81-75	W
	H	87-73	W
	N	80-70	W
2002-03	A	69-77	L
	H	73-78	L
	N	67-72	L
2003-04	H	66-68	L
	A	55-83	L
2004-05	A	70-68	W (ot)
	H	66-57	W
2005-06	H	69-57	W
	A	69-64	W
2006-07	A	63-74	L
	H	60-61	L (2ot)
2007-08	A	82-76	W
	H	77-74	W
2008-09	H	74-60	W
	A	71-74	L (ot)
	N	56-57	L
2009-10	A	60-72	L
2010-11	H	64-53	W
2011-12	H	78-66	W
2012-13	A	64-60	W
2013-14	A	67-56	W
2014-15	A	56-65	L
2015-16	H	62-67	L
	N	81-69	W
2016-17	H	66-68	L
	A	93-64	W
2017-18	A	91-84	W
	H	79-66	W
South Carolina Upstate (0-2)			
2012-13	A	49-68	L
2014-15	A	54-68	L
South Florida (0-1)			

2009-10 A 55-74 L



Southern Miss (0-1)			
2003-04	N	57-59	L
Stony Brook (0-1)			
2016-17	H	66-76	L
Syracuse (0-1)			
2014-15	A	47-65	L
Tennessee State (2-0)			
2014-15	A	62-54	W
	H	66-54	W
Texas-Rio Grande Valley (0-1)			
2017-18	A	69-80	L
The Citadel (1-0)			
1995-96	A	83-66	W
Towson (1-2)			
2008-09	A	73-82	L
2009-10	A	74-82	L
2010-11	H	78-67	W
Troy State (0-1)			
2001-02	N	91-100	L (ot)
Tulsa (1-0)			
2007-08	N	72-55	W

YEAR-BY-YEAR RESULTS

1952-1954 COACH JOHN MCLENDON

1952-53 16-6 Overall

W	95-70	Johnson C. Smith
W	86-78	Shaw
W	77-65	Fayetteville State
W	90-78	North Carolina College
L	91-90	Delaware State
W	77-69	Virginia State
L	86-84	Delaware State
W	72-61	Virginia Union
L	84-68	Morgan State
W	70-57	Lincoln
W	77-69	Howard
L	78-62	North Carolina College
L	91-88	North Carolina A&T
W	111-75	St. Paul's
W	58-54	Lincoln
W	81-73	Morgan State
W	98-66	St. Paul's
W	101-67	North Carolina A&T
W	73-64	Virginia State
W	73-60	Virginia Union
W	80-73	Howard
CIAA Tournament		
L	74-70	Morgan State

1953-54 16-13 Overall

W	72-71	Virginia Union
W	65-64	Delaware State
W	72-67	at Bluefield State
L	92-90	Knoxville
L	96-54	at Tennessee State
L	64-59	at Fisk
W	68-64	St. Augustine's
W	66-65	at Lincoln
W	86-68	St. Paul's
L	92-74	at Delaware State
W	84-76	at Morgan State
W	96-86	Morgan State
L	76-64	at NC College
W	96-80	North Carolina A&T
W	105-82	St. Paul's
L	67-64	at Morgan State
W	81-76	at St. Augustine's
W	51-50	at Howard
W	85-68	Lincoln
L	70-61	North Carolina College
L	63-58	at Virginia Union
L	84-71	at Virginia State
L	65-62	Virginia Union
L	69-64	Virginia State
W	72-55	Howard
W	66-60	Bluefield State
CIAA Tournament		
W	98-81	vs. Virginia State
L	65-59	vs. Virginia Union
L	78-53	vs. Morgan State

1954-1957 COACH BEN WHALEY

1954-55 9-13 Overall

W	79-66	Fayetteville State
W	62-61	Elizabeth City State
L	84-78	Delaware State
L	72-52	Fayetteville State
W	62-60	Lincoln
L	76-56	Delaware State
W	93-79	Morgan State
L	80-64	North Carolina College
W	59-49	North Carolina A&T
W	72-68	Johnson C. Smith
L	77-60	Morgan State
L	68-62	Johnson C. Smith
L	62-61	Elizabeth City State
W	72-60	Howard
L	74-59	North Carolina College
L	79-78	Lincoln
L	59-53	North Carolina A&T
W	75-56	Virginia State
L	83-80	Virginia Union
L	91-73	Virginia Union
L	84-69	Virginia State
W	96-92	Howard

1955-56 5-17 Overall

L	75-74	Fayetteville State
W	63-61	North Carolina A&T
L	71-56	Shaw
L	70-65	Delaware State
L	83-81	Fayetteville State
L	60-50	Lincoln
L	91-73	Morgan State
L	58-56	Shaw
W	60-54	
L	71-70	Elizabeth City State
L	68-61	Morgan State
W	76-70	Elizabeth City State
L	77-53	Howard
L	90-69	Delaware State
W	70-64	North Carolina College
W	53-45	Lincoln
L	78-66	North Carolina A&T
L	69-58	Virginia State
L	96-58	Virginia Union
L	63-42	Virginia Union
L	85-57	Virginia State
L	82-76	Howard

1956-57 5-17 Overall

L	70-81	Fayetteville State
L	59-51	North Carolina A&T
W	86-64	Shaw
L	77-59	Fayetteville State
W	53-49	Delaware State

W	87-85	Lincoln
L	82-73	Morgan State
L	78-56	Delaware State
L	84-67	Shaw
L	82-79	North Carolina College
L	71-52	Elizabeth City State
L	75-69	Morgan State
W	87-76	Elizabeth City State
L	69-62	Howard
L	68-41	North Carolina A&T
W	63-50	Lincoln
L	72-67	Virginia State
L	60-56	Virginia Union
L	74-62	Virginia Union
L	97-79	Howard
L	89-64	North Carolina College
L	74-64	Virginia State

1957-61 COACH FRANK ENTY

1957-58 8-14 Overall

W	74-67	St. Paul's
L	84-67	North Carolina A&T
W	91-63	Shaw
W	82-75	Howard
W	64-53	Delaware State
W	72-62	Elizabeth City State
L	94-89	Morgan State
L	87-67	North Carolina College
L	68-56	Shaw
L	87-82	Morgan State
W	88-55	St. Paul's
L	69-61	Virginia State
L	82-64	Elizabeth City State
L	64-61	North Carolina A&T
W	50-44	Lincoln
W	75-57	Lincoln
L	92-74	Delaware State
L	65-58	Virginia Union
L	69-54	Virginia State
L	74-68	Virginia Union
L	79-70	Howard
L	67-65	North Carolina College

1958-59 17-10 Overall

W	96-62	St. Paul's
W	99-68	Shaw
W	68-64	Howard
W	83-62	Delaware State
L	80-53	North Carolina A&T
W	70-61	Elizabeth City State
W	90-80	Morgan State
W	87-66	Norfolk State
L	73-69	North Carolina College
L	84-72	Elizabeth City State
W	61-58	Shaw
W	82-64	Morgan State
W	73-42	St. Paul's

2018-19 Hampton Men's Basketball

W	69-64	Virginia Union
L	70-63	Elizabeth City State
W	84-67	North Carolina A&T
W	77-60	Lincoln
L	76-68	Lincoln
L	82-80	Delaware State
W	82-69	Virginia Union
L	80-70	Virginia State
W	85-81	Howard
L	91-64	North Carolina College
L	70-61	Virginia State

CIAA Tournament

L	84-79	North Carolina A&T
W	73-70	Winston-Salem State
W	82-75	Elizabeth City State

1959-60

18-9 Overall

W	70-45	North Carolina College
W	83-76	Virginia Union
W	92-67	Howard
W	86-65	Delaware State
W	97-88	West Virginia State
W	73-57	Morgan State
W	99-58	Norfolk State
L	85-74	Maryland State
W	57-56	Virginia State
L	75-73	North Carolina A&T
W	98-79	Elizabeth City State
W	102-72	North Carolina A&T
L	76-64	Virginia Union
L	82-77	Virginia State
W	85-70	Elizabeth City State
L	77-74	Howard
L	74-69	North Carolina College
L	82-80	Delaware State
W	89-77	Morgan State
W	94-86	North Carolina A&T
L	86-78	Lincoln
W	88-86	Lincoln
W	94-67	Shaw
W	90-78	Livingstone

CIAA Tournament

W	87-72	North Carolina A&T
L	77-72	Winston-Salem State
W	73-59	Virginia State

1960-61

14-7 Overall

W	66-59	Morgan State
W	81-66	Virginia Union
W	83-59	Virginia State
L	67-60	Delaware State
L	76-60	North Carolina College
W	71-59	Lincoln
W	85-60	Elizabeth City State
W	78-74	Norfolk State
L	61-50	Morgan State
W	82-68	Fayetteville State
W	91-66	St. Paul's
W	79-64	Shaw
W	71-60	Howard
L	65-60	North Carolina A&T

W	80-68	Livingstone
L	64-60	North Carolina College
W	80-69	Elizabeth City State
W	77-69	Virginia State
W	77-64	Delaware State
L	77-60	North Carolina A&T

CIAA Tournament

L	104-69	North Carolina A&T
---	--------	--------------------

1961-62 COACH WILLIE SMITH

1961-62

7-15 Overall

W	66-63	Virginia Union
W	75-73	Norfolk State
W	59-45	Howard
L	68-54	Maryland State
L	91-63	North Carolina A&T
L	72-64	Delaware State
L	88-70	Norfolk State
W	74-73	Elizabeth City State
W	71-69	North Carolina College
L	79-73	Maryland State
W	71-63	Howard
L	75-62	Elizabeth City State
L	65-64	Morgan State
L	58-57	Virginia State
W	87-61	Norfolk State
L	69-67	Delaware State
L	68-65	Virginia Union
L	76-56	Elizabeth City State
L	70-57	Virginia State
L	71-58	North Carolina College
L	99-81	Morgan State
L	85-39	North Carolina A&T

1962-63

COACH FRANK ENTY

1962-63

6-15 Overall

W	87-80	Norfolk State
L	63-59	at Virginia Union
W	73-49	Howard
L	63-61	at Norfolk State
L	84-60	at North Carolina A&T
W	60-46	Delaware State
W	78-75	Maryland State
L	42-39	at Norfolk State
W	78-63	North Carolina College
L	78-77	at Maryland State
L	62-55	at Howard
L	66-61	at Elizabeth City State
L	72-58	at Norfolk State
L	81-68	Virginia State
W	64-51	Morgan State
L	67-59	Virginia Union
L	78-74	Elizabeth City State
L	60-48	at Virginia State
L	92-82	at North Carolina College
L	72-69	at Morgan State

L	77-73	North Carolina A&T
---	-------	--------------------

1963-65 COACH LEE ROYSTER

1963-64

11-8 Overall

W	87-70	at Virginia Union
L	88-53	at Norfolk State
W	77-72	Howard
L	65-56	at North Carolina A&T
L	67-65	at Delaware State
L	66-59	North Carolina College
W	80-66	at Howard
W	90-57	Elizabeth City State
L	76-65	Norfolk State
W	67-64	Morgan State
W	67-60	Virginia State
W	71-66	Virginia Union
W	80-66	at Elizabeth City State
W	90-84	at Virginia State
L	84-78	at North Carolina College
W	80-56	at Morgan State
W	77-73	North Carolina A&T
L	67-63	at Norfolk State

CIAA Tournament

L	114-73	vs. Winston-Salem State
---	--------	-------------------------

1964-65

10-10 Overall

W	76-69	Virginia Union
L	92-84	Morgan State
L	106-78	Norfolk State
L	73-60	North Carolina A&T
W	85-84	Delaware State
W	105-89	Howard
W	101-91	Elizabeth City State
L	85-72	Norfolk State
L	80-78	North Carolina College
L	94-81	Norfolk State
L	81-76	Elizabeth City State
L	80-74	Howard
W	106-88	Delaware State
W	87-86	Virginia State
W	79-73	Virginia Union
L	78-75	Elizabeth City State
W	92-80	Virginia State
W	99-70	Morgan State
W	74-61	North Carolina College
L	88-78	North Carolina A&T

1965-71

COACH IKE MOOREHEAD

1965-66

10-11 Overall

W	85-84	Virginia Union
W	100-91	at St. Paul's
L	123-86	at Norfolk State
L	103-94	Elizabeth City State
W	64-59	Virginia State
L	104-87	at Delaware State
L	102-82	at Morgan State
L	82-70	vs. Quinnipiac

2018-19 Hampton Men's Basketball

W 103-102 vs. Frederick
 L 85-82 North Carolina College
 W 66-56 Morgan State
 W 92-78 St. Paul's
 L 94-88 Norfolk State
 L 81-78 Howard
 W 93-49 Delaware State
 W 92-81 at Howard
 W 79-75 Livingstone
 L 90-82 at Elizabeth City State
 L 90-81 at Virginia State
 L 68-66 at North Carolina College
 W 89-86 at Livingstone

1966-67 13-10 Overall

W 70-65 at Morgan State
 W 78-72 St. Paul's
 L 101-91 Norfolk State
 W 81-76 New York Tech
 W 84-74 at Virginia State
 W 71-68 North Carolina College
 W 95-65 Morgan State
 W 91-41 Coppin State
 L 104-68 at Norfolk State
 W 70-64 Elizabeth City State
 L 68-57 at Howard
 L 97-95 Maryland State
 L 104-84 Virginia Union
 L 61-56 Howard
 W 85-55 at Livingstone
 W 55-53 Virginia State
 L 79-59 at Elizabeth City State
 W 73-59 at North Carolina College
 W 93-72 Livingstone
 L 78-70 Virginia Union
 W 93-88 Maryland State
 L 84-83 at St. Paul's

CIAA Tournament

L 114-73 Winston-Salem State

1967-68 11-15 Overall

L 121-82 Norfolk State
 W 91-78 St. Paul's
 W 82-80 Delaware State
 L 130-105 at Norfolk State
 L 89-85 at Virginia State
 L 120-106 vs. Old Dominion
 W 61-51 vs. Marietta
 L 93-80 vs. Bluefield State
 W 70-62 North Carolina College
 W 81-71 Morgan State
 L 74-65 at Morgan State
 W 91-60 at Coppin State
 W 77-66 Elizabeth City State
 L 79-72 at Maryland State
 L 84-73 at Howard
 W 79-70 Howard
 W 79-68 Livingstone
 L 74-69 at Elizabeth City State
 L 89-73 Maryland State
 W 83-73 Virginia State
 L 69-56 at North Carolina College

W 73-67 at Livingstone
 L 73-69 Virginia Union
 L 99-89 at Delaware State
 L 110-86 at Virginia Union
 L 98-84 at St. Paul's

1968-69 13-11 Overall

W 96-70 Coppin State
 W 94-84 Howard
 L 60-56 St. Paul's
 L 92-67 Virginia Union
 W 86-59 Morgan State
 W 62-61 Howard
 L 95-76 Elizabeth City State
 L 112-92 Norfolk State
 L 92-84 Delaware State
 L 70-60 Morgan State
 W 91-85 Virginia State
 W 79-56 Livingstone
 L 98-68 Elizabeth City State
 L 105-71 Norfolk State
 W 105-71 North Carolina College
 W 75-63 North Carolina College
 W 81-75 Livingstone
 L 83-69 Virginia State
 W 88-84 Virginia Union
 W 102-88 Delaware State
 W 89-87 St. Paul's
 L 77-74 vs. Denison
 L 89-77 vs. Catawba
 W 107-79 vs. West Virginia State

1969-70 9-17 Overall

D1 L 55-50 Morgan State
 D5 L 96-89 at Virginia Union
 D6 W 121-94 St. Paul's
 D9 W 100-85 Virginia Union
 D13 W 100-91 D.C. T. College
 D15 L 102-77 at Virginia State
 D16 L 105-88 at Delaware State
 D18 L 108-89 vs. ECSU
 D19 L 78-74 vs. Mansfield State
 D20 W 121-108 vs. Pikeville College
 J2 L 113-93 vs. Rio Grande
 J3 W 96-67 vs. Lynchburg
 J7 L 94-66 Howard
 J13 L 104-101 Norfolk State
 J17 L 73-71 Morgan State
 J24 W 76-73 Virginia State
 J26 L 76-70 Delaware State
 J28 L 112-87 at Maryland State
 J31 W 78-67 Livingstone
 F2 L 118-100 at Norfolk State
 F7 L 73-67 at NC College
 F9 W 78-68 at Livingstone
 W 105-91 Coppin State
 F14 L 66-63 at Howard
 F17 L 2-0 Md. State (forfeit)
 F21 L 111-101 at St. Paul's

1970-71 10-15 Overall

D3 L 85-84 at Virginia Union
 D5 W 114-105 (OT) St. Paul's
 D8 L 93-89 Virginia Union
 D11 W 88-74 vs. Kings Point
 D12 L 87-82 vs. Oswego State
 D15 L 96-84 at Delaware State
 D17 W 80-70 at Morgan State
 D22 W 102-100 (OT) vs. Quinnipiac
 D23 L 100-67 vs. New Haven
 D28 L 102-87 vs. Lehigh
 D29 W 92-89 vs. Hillsdale
 D30 L 81-75 vs. New Haven
 J4 W 113-95 Virginia State
 J6 L 91-87 Howard
 J13 L 111-106 at Norfolk State
 J16 L 96-85 Morgan State
 J19 L 102-88 Maryland State
 J25 W 91-87 Delaware State
 J29 L 111-97 at Virginia State
 J30 W 110-80 Livingstone
 F2 L 106-98 Norfolk State
 F6 W 79-75 North Carolina Central
 F13 L 99-79 at Howard
 F18 L 110-82 at Maryland State
 F20 W 117-91 St. Paul's

1971-73 COACH LOUIS SHACKLEFORD

1971-72 8-15 Overall

D3 W 108-107 Campbell
 D6 L 99-90 Virginia Union
 D7 W 117-105 Johnson C. Smith
 D10 W 88-70 D.C. T. College
 D18 W 71-60 Christopher Newport
 D21 W 88-60 Coppin State
 D22 L 105-85 at Howard
 J6 L 96-75 at Shaw
 J8 L 46-40 at St. Augustine's
 J12 L 72-67 at Norfolk State
 J15 L 56-52 at St. Paul's
 J21 L 80-76 at Virginia Union
 J22 L 103-83 at Virginia State
 J25 L 73-63 at ECSU
 J27 L 83-71 Fayetteville State
 J29 W 74-64 Lincoln
 J31 L 96-89 at W-S State
 F1 W 84-78 at Livingstone
 F5 W 82-77 St. Paul's
 F7 L 83-79 Norfolk State
 F9 L 66-54 at CNU
 F12 L 87-77 Elizabeth City State
 F14 L 78-74 Virginia State

1972-73 11-13 Overall, 7-9 CIAA

L 74-66 UNC-Wilmington
 W 76-62 Elizabeth City State
 W 66-63 Livingstone
 W 69-65 Virginia Union
 W 38-29 St. Augustine's
 L 65-62 Winston-Salem State
 W 79-65 UNC-Wilmington

W	69-65	Morris Harvey
L	57-56	Hartwick
W	76-72	UTICA
L	72-62	Christopher Newport
L	69-64	Campbell
L	75-64	Virginia Union
L	81-79	Virginia State
W	76-63	St. Paul's
L	81-70	Virginia State
L	105-67	Elizabeth City State
L	84-72	Fayetteville State
L	81-75	Johnson C. Smith
L	93-66	Norfolk State
W	87-80	St. Paul's
L	94-67	Norfolk State
W	89-61	Christopher Newport
W	72-70	Shaw

1973-74

COACH SOLOMON FRAZIER

1973-74

12-14 Overall, 8-9 CIAA

D3	L	80-73	Virginia State
D5	L	95-82	Fayetteville State
D10	W	93-79	Johnson C. Smith
D12	L	77-71	at Norfolk State
D14	W	74-51	Christopher Newport
D15	W	108-85	Savannah State
D28	W	60-57	vs. Howard
D29	L	98-68	vs. Delaware State
J8	L	86-74	at Livingstone
J11	W	76-68	at Virginia Union
J12	L	89-76	at Virginia State
J16	L	96-86	at ECSU
J19	W	80-79	at St. Paul's
J21	L	85-76	at UNC-Wilmington
J23	L	80-79	at CNU
J29	L	81-71	Virginia Union
J31	W	73-69	at Shaw
F2	W	92-77	at St. Augustine's
	W	89-84	at W-S State
F6	L	96-87	Norfolk State
F9	L	89-80	Randolph-Macon
F11	W	105-83	St. Paul's
F16	W	83-77	Campbell
F19	L	74-73	Elizabeth City State
F22	W	89-81	Howard

CIAA Tournament

L 91-90 vs. Johnson C. Smith

1974-75 - COACH SOLOMON FRAZIER (18 GAMES - 2-16), COACH JOE BUGGS (5 GAMES - 0-5)

1974-75

3-21 Overall, 1-15 CIAA

W	65-56	Christopher Newport
L	79-70	Federal City
L	105-93	Virginia Union
W	80-77	St. Paul's
L	89-69	Elizabeth City State
L	114-87	Norfolk State
L	100-77	Winston-Salem State

L	112-91	Savannah State
L	106-65	Virginia Union
L	102-85	Virginia State
L	86-74	Fayetteville State
L	97-89	St. Paul's
L	110-76	Campbell
L	106-75	Norfolk State
L	83-79	Johnson C. Smith
L	86-57	Morgan State
L	109-85	Shaw
L	103-77	Virginia State
L	75-70	St. Augustine's
L	58-52	Livingstone
L	82-75	Elizabeth City State
L	96-54	Randolph-Macon
L	74-60	Virginia Union

1975-87

COACH HANK FORD

1975-76

8-16 Overall, 5-11 CIAA

D2	L	58-50	Coppin State
D4	L	70-64	at St. Paul's
D6	L	74-68	Howard
D9	L	85-54	at Norfolk State
D11	W	79-68	St. Paul's
J6	L	72-53	at Randolph-Macon
J9	W	69-61	at Virginia Union
J10	L	79-44	at Virginia State
J12	L	73-67	at Howard
J13	L	66-48	at Coppin State
J16	L	92-85	at St. Augustine's
J20	L	64-59	Norfolk State
J24	W	82-69	at Federal City
J26	L	73-72	Elizabeth City State
J29	L	80-69	at Winston-Salem State
J31	L	79-73	at Shaw
F2	L	115-103	Virginia State
F5	W	84-77	at Livingstone
F7	L	85-67	at Elizabeth City State
F12	W	103-82	Fayetteville State
F14	W	91-63	Federal City
F16	L	94-71	Virginia Union
F19	W	106-104	Johnson C. Smith
F23	W	83-80	(OT) Randolph-Macon

1976-77

13-15 Overall, 8-9 CIAA

N27	L	104-95	St. Paul's
N29	L	75-71	at Coppin State
D1	W	89-86	at Fayetteville State
D4	L	94-86	Howard
D7	L	90-76	Norfolk State
D11	W	108-76	Maryland E. Shore
	W	89-86	at Federal City
	W	87-85	at Shaw (of Detroit)
	L	70-66	at Edward Waters
	L	103-93	vs. Coppin State
	L	83-75	at Johnson C. Smith
	L	103-94	at Virginia Union
	L	84-83	at Elizabeth City State
	W	88-80	at St. Paul's
J18	W	81-73	at Norfolk State

J21	W	77-73	at UMES
J25	L	103-76	Virginia State
J27	W	87-81	St. Augustine's
J29	L	93-85	Virginia Union
J31	W	88-79	Shaw
F5	W	89-84	Livingstone
F7	W	79-61	Winston-Salem State
F9	W	93-72	Elizabeth City State
F12	L	89-88	Coppin State
F16	L	87-77	at Virginia State
F19	W	87-70	Federal City
	L	89-86(OT)	at ECSU

NAIA District 19 Playoffs

L 91-89 vs. Elizabeth City State

1977-78

24-7 Overall, 12-4 CIAA

N26	W	90-84	at Maryland E. Shore
N28	W	102-84	at District of Columbia
N29	W	89-76	at Coppin State
D1	L	108-101	Elizabeth City State
D3	L	99-81	at Howard
D6	W	94-93	at St. Augustine's
D9	W	114-99	District of Columbia
D10	W	101-65	Maryland E. Shore
D22	W	93-92	vs. Virginia State
J4	L	88-77	at Virginia Union
J9	W	90-86	(OT) at Virginia State
J11	W	90-73	at Shaw
J14	W	93-77	at St. Paul's
J17	W	82-75	at Norfolk State
J21	W	93-77	St. Paul's
J24	W	114-99	Virginia State
J27	W	73-64	Coppin State
J30	L	87-78	Norfolk State
F2	W	85-79	at Elizabeth City State
F6	W	75-66	at Livingstone
F7	L	81-70	at Winston-Salem State
F11	W	96-79	Virginia Union
F14	W	100-81	Johnson C. Smith
F16	W	98-88	Fayetteville State
F18	W	95-59	SUNY-Old Westbury

CIAA Tournament

F23	W	78-75	vs. Fayetteville State
F24	W	93-76	vs. Johnson C. Smith
F25	L	71-67	vs. Norfolk State

NAIA District Tournament

M6	W	94-73	vs. Spring Garden
M8	W	85-68	vs. Coppin State

NAIA National Tournament

M14	L	76-64	vs. Central State (Ohio)
-----	---	-------	--------------------------

1978-79

24-6 Overall, 13-3 CIAA

N30	W	98-62	District of Columbia
D4	W	74-53	vs. Phil Ly Pharmacy
D5	L	70-64	vs. Coppin State
D7	L	81-70	(OT) St. Augustine's
D9	W	100-84	Shaw
D10	W	88-74	Maryland E. Shore
D21	W	87-70	vs. Virginia State
D26	W	90-85	vs. Lincoln
D27	E	62-60	vs. Morgan State
J7	W	84-82	at Virginia State

2018-19 Hampton Men's Basketball

J10 W 105-78 at District of Columbia
 J13 W 86-75 at St. Paul's
 J16 L 83-77 at Norfolk State
 J18 W 85-82 (OT) at UMES
 J20 W 79-78 at Virginia Union
 J23 W 93-86 Virginia State
 J25 L 94-88 at Johnson C. Smith
 J29 W 92-88 Norfolk State
 F1 W 112-104 at ECSU
 F3 W 108-92 Virginia Union
 F6 W 91-79 Livingstone
 F8 W 97-92 Elizabeth City State
 F10 W 33-23 St. Paul's
 F12 W 102-84 Winston-Salem State
 F15 W 73-66 at Fayetteville State

CIAA Tournament

F22 W 106-98 vs. Johnson C. Smith
 F23 L 89-83 vs. Virginia Union
 F24 Q 111-86 vs. Winston-Salem State

NAIA District Tournament

M5 W 66-57 vs. Philly Pharmacy
 M7 L 91-81 vs. Norfolk State

1979-80

21-10 Overall, 12-4 CIAA

N30 W 100-75 District of Columbia
 D2 W 74-61 at Shaw
 D4 L 64-62 Maryland E. Shore
 D7 W 114-68 Lincoln
 D15 W 87-72 Coppin State
 D16 L 75-73 Benedict
 D21 W 98-73 vs. Virginia State
 D28 L 70-60 vs. Southwest Texas
 D29 W 89-71 vs. Birmingham So.
 J6 W 101-70 at Virginia State
 J9 L 85-80 at St. Augustine's
 J12 W 95-91 at St. Paul's
 J14 L 78-67 at Norfolk State
 J17 W 64-63 at Virginia Union
 J19 L 71-69 at Maryland E. Shore
 J22 W 99-82 Virginia State
 J26 L 100-86 Virginia Union
 J28 W 97-79 Norfolk State
 J31 W 94-85 at Elizabeth City State
 F2 W 84-78 at District of Columbia
 F4 W 83-81 Elizabeth City State
 F6 L 95-71 at Winston-Salem State
 F7 W 107-75 at Livingstone
 F9 W 91-77 St. Paul's
 F11 W 104-89 Johnson C. Smith
 F14 W 98-83 Fayetteville State

CIAA Tournament

F21 W 81-79 vs. Johnson C. Smith
 F22 L 106-103 vs. St. Augustine's

NAIA District Tournament

M4 W 93-77 vs. Maryland E. Shore
 M5 W 88-81 vs. Norfolk State

NAIA National Tournament

L 74-73 vs. USC-Aiken

1980-81

17-11 Overall, 12-7 CIAA

N22 W 130-53 Southeastern
 N28 L 69-68 at Maryland E. Shore

D2 W 76-49 Shaw
 D4 W 96-55 Lincoln
 D6 W 80-74 Maryland E. Shore
 D26 W 71-69 vs. Elizabeth City State
 D27 L 69-64 vs. Norfolk State
 J8 L 91-76 Elizabeth City State
 J10 L 71-66 St. Augustine's
 J12 W 84-71 Virginia State
 J15 W 55-47 at Lincoln
 J17 L 72-67 at St. Paul's
 J19 W 66-54 Norfolk State
 J22 L 78-77 Virginia State
 J24 W 95-45 at Bowie State
 J27 L 83-65 at Virginia State
 J29 W 110-102 NCCU
 J31 W 78-73 at Virginia Union
 F3 L 93-92 at Norfolk State
 F5 W 99-81 Livingstone
 F7 W 59-58 (OT) at Fayetteville St.
 F9 L 93-84 at Elizabeth City State
 F14 W 85-82 St. Paul's
 F17 W 71-69 at Johnson C. Smith
 F19 W 88-76 Winston-Salem State
 F21 W 97-57 Bowie State

CIAA Tournament

L 74-66 vs. NCCU

NAIA District Tournament

L 84-81 vs. Maryland E. Shore

1981-82

28-8 Overall, 12-7 CIAA

N20 W 71-58 Coppin State
 N24 W 80-60 at Morgan State
 N30 W 84-73 Morgan State
 D2 L 76-66 at Shaw
 D5 W 79-62 at Southeastern
 D9 W 64-63 at St. Augustine's
 J5 W 76-65 at Coppin State
 J7 W 86-51 Southeastern
 J9 L 78-75 Elizabeth City State
 J11 L 82-74 at Virginia State
 J13 L 56-54 at NC Central
 J16 W 73-57 St. Paul's
 J19 W 65-52 at Norfolk State
 J21 W 56-54 at Virginia Union
 J23 W 53-43 Bowie State
 J26 W 71-54 Virginia State
 J28 W 57-45 at Bowie State
 J30 W 56-53 (OT) Virginia Union
 F2 L 80-56 Norfolk State
 F4 W 49-45 at Livingstone
 F6 W 77-70 at W-S State
 F10 W 88-68 Fayetteville State
 F13 W 58-56 (OT) at St. Paul's
 F15 L 98-91 Johnson C. Smith
 F18 L 72-43 at Elizabeth City State

CIAA Tournament

F25 W 70-69 vs. Winston-Salem State
 F26 W 61-56 vs. Johnson C. Smith
 F27 W 68-67 (OT) vs. St. Augustine's

NAIA District Tournament

W 91-44 Cabrini
 W 72-56 at Radford
 W 48-42 vs. Liberty Baptist

NAIA National Tournament

W 65-64 vs. Oklahoma Christian
 W 63-49 vs. Central Washington
 W 70-66 vs. Henderson State
 L 68-54 vs. USC-Spartanburg
 W 98-94 vs. Kearney State

1982-83

23-7 Overall, 16-3 CIAA

N26 L 2-0 at Coppin State (forfeit)
 N29 L 81-74 District of Columbia
 D1 W 83-73 Shaw
 D4 W 96-57 Coppin State
 D7 W 97-54 Rutgers-Camden
 D10 W 84-74 (OT) St. Augustine's
 J3 L 99-94 at District of Columbia
 J6 W 79-65 Morgan State
 J8 W 57-51 Elizabeth City State
 J10 W 90-71 Virginia State
 J12 W 97-94 North Carolina Central
 J15 W 72-70 at St. Paul's
 J18 L 99-87 Norfolk State
 J22 W 76-70 Virginia Union
 J25 L 97-87 at Virginia State
 J29 W 73-66 at Virginia Union
 F1 W 70-64 at Norfolk State
 F3 W 80-56 Livingstone
 F5 W 82-72 at Fayetteville State
 F8 W 92-77 Winston-Salem State
 F10 W 90-63 at Bowie State
 F12 L 79-70 St. Paul's
 F14 W 71-67 at Johnson C. Smith
 F17 W 89-81 at Elizabeth City State
 F19 W 105-55 Bowie State

CIAA Tournament

F24 W 83-80 vs. NC Central
 F25 W 66-63 vs. Winston-Salem State
 F26 W 73-68 vs. Norfolk State

NAIA District Tournament

M11 L 78-73 vs. St. Augustine's
 M12 W 71-51 vs. Randolph-Macon

1983-84

18-11 Overall, 11-8 CIAA

N19 W 59-57 vs. North Carolina Central
 N20 W 63-46 vs. Elizabeth City State
 N22 W 66-54 at Bowie State
 N26 W 59-51 at Rutgers-Camden
 W 63-48 Coppin State
 N30 W 60-52 at Shaw
 D5 W 52-50 at NC Central
 D7 L 74-70 at St. Augustine's
 W 84-65 Fayetteville State
 J5 W 74-68 at Coppin State
 J7 L 76-71 at District of Columbia
 J10 W 69-57 at Virginia State
 J14 W 73-60 St. Paul's
 J17 L 70-60 (OT) at Norfolk State
 J19 W 76-56 at Elizabeth City State
 J21 L 63-59 Virginia Union
 J23 L 95-79 Elizabeth City State
 J26 W 79-77 (OT) UDC
 J28 L 74-54 at Virginia Union
 F3 L 71-64 at Livingstone

2018-19 Hampton Men's Basketball

F6 L 57-54 (OT) at W-S State
 W 98-60 Bowie State
 F11 W 77-74 at St. Paul's
 F13 W 79-60 Johnson C. Smith
 F16 L 83-81 Virginia State
 F18 W 84-82 (OT) at Morgan State

CIAA Tournament

F22 W 64-61 (OT) vs. JCSU
 F23 L 76-52 vs. Norfolk State

1984-85

19-8 Overall, 14-5 CIAA

N19 W 76-72 at Coppin State
 N24 W 93-92 at Johnson C. Smith
 N27 L 76-74 (OT) WSSU
 N30 W 71-58 Shaw
 D3 W 86-46 North Carolina Central
 D5 W 83-82 St. Augustine's
 D8 W 83-82 at Fayetteville State
 D13 L 89-81 at District of Columbia
 J12 L 88-81 at Elizabeth City State
 J15 L 69-67 Norfolk State
 J19 W 76-69 at St. Paul's
 J22 W 82-61 District of Columbia
 J26 W 65-62 Coppin State
 J29 W 92-67 Virginia State
 F2 L 77-66 at Virginia Union
 F4 W 98-65 Bowie State
 F7 W 102-78 Livingstone
 F12 W 80-66 at Norfolk State
 F14 W 98-56 at Bowie State
 F16 W 83-72 St. Paul's
 F18 W 96-74 at Virginia State
 F21 W 70-62 Elizabeth City State
 F23 L 83-71 Virginia Union

CIAA Tournament

W 82-69 vs. Livingstone
 W 55-52 vs. Shaw
 L 96-81 vs. Virginia Union

Georgia Invitational Tournament

L 77-75 Mississippi Valley State

1985-86

16-9 Overall, 13-6 CIAA

N22 W 87-55 Rutgers-Camden
 D2 L 78-68 at NC Central
 D5 L 80-78 District of Columbia
 D7 W 101-98 Johnson C. Smith
 D9 W 94-85 Fayetteville State
 D11 W 99-84 at St. Augustine's
 J6 W 96-69 Christopher Newport
 J8 W 76-69 at Winston-Salem State
 J9 L 89-78 at Livingstone
 J14 L 81-73 at Norfolk State
 J18 W 80-78 St. Paul's
 J21 L 82-74 at District of Columbia
 J23 W 95-82 Elizabeth City State
 J25 W 122-102 Virginia Union
 J28 W 80-75 Virginia State
 F1 L 81-76 at Virginia Union
 F4 W 104-72 Bowie State
 F7 W 94-93 at Elizabeth City State
 F11 L 59-50 Norfolk State
 F13 W 74-64 at Shaw

F15 L 90-84 at St. Paul's
 F17 W 82-77 Virginia State
 F22 W 97-80 at Bowie State

CIAA Tournament

W 92-66 vs. Shaw
 L 92-81 vs. Johnson C. Smith

1986-87

17-12 Overall, 10-9 CIAA

N21 W 86-71 at Rutgers-Camden
 N24 W 104-52 Benedict
 N29 W 83-74 at Benedict
 D1 W 71-66 North Carolina Central
 D3 W 88-79 Christopher Newport
 D6 L 95-93 at Johnson C. Smith
 D10 L 87-81 St. Augustine's
 D12 W 100-58 at Fayetteville State
 J2 W 84-64 Bowie State
 J3 W 87-78 Savannah State
 J7 W 83-65 Livingstone
 J9 L 78-69 Winston-Salem State
 J13 L 90-86 Norfolk State
 J17 L 80-73 at St. Paul's
 J20 L 69-67 District of Columbia
 J22 W 101-87 at Elizabeth City State
 J24 L 72-66 at Virginia Union
 J27 W 86-78 at Virginia State
 J31 L 87-78 Virginia Union
 F4 L 76-75 at Bowie State
 F6 W 104-81 Elizabeth City State
 F10 L 77-59 at Norfolk State
 F12 W 132-94 Shaw
 F14 W 88-73 St. Paul's
 F16 W 90-85 at Virginia State
 F19 L 85-80 at District of Columbia
 F21 W 66-74 Bowie State

CIAA Tournament

W 90-70 vs. Fayetteville State
 L 100-83 vs. Johnson C. Smith

1987-95

COACH MALCOLM AVERY

1987-88

14-12 Overall, 11-8 CIAA

N21 W 92-55 Rutgers-Camden
 N24 W 88-73 Fayetteville State
 N28 L 73-67 at NC Central
 D1 L 64-62 District of Columbia
 D3 W 87-68 at St. Paul's
 D5 W 95-75 Johnson C. Smith
 D9 W 85-78 at St. Augustine's
 J2 W 104-82 Christopher Newport
 J6 W 100-82 at Livingstone
 J12 L 76-73 (OT) at Norfolk State
 J14 L 90-85 at Elizabeth City State
 J16 L 95-69 at Kansas
 J20 W 100-99 Elizabeth City State
 J23 L 88-75 Virginia Union
 J26 L 84-78 at Virginia State
 J30 L 88-75 at Virginia Union
 F3 W 82-66 Bowie State
 F5 L 83-61 at Winston-Salem State

F9 W 87-65 Norfolk State
 F11 W 63-62 at Shaw
 F13 W 95-76 St. Paul's
 F15 L 92-87 Virginia State
 F17 L 92-71 at District of Columbia
 F20 W 96-71 at Bowie State

CIAA Tournament

W 107-90 vs. Fayetteville State
 L 75-69 vs. NC Central

1988-89

17-9 Overall, 12-7 CIAA

N19 W 69-64 at Rutgers-Camden
 N23 W 108-91 Livingstone
 N26 W 73-57 at Johnson C. Smith
 N28 W 91-68 at Fayetteville State
 D2 W 76-50 vs. Christopher Newport
 D3 L 9-877 at Elizabeth City State
 D6 W 90-74 St. Augustine's
 J5 W 78-64 at Christopher Newport
 J7 W 92-82 District of Columbia
 J10 L 72-56 Norfolk State
 J12 W 97-95 Elizabeth City State
 J14 W 75-57 at St. Paul's
 J18 W 107-101 (OT) at ECSU
 J21 L 76-71 at Virginia Union
 J24 L 69-66 Virginia State
 J28 L 99-80 Virginia Union
 F1 W 74-71 at Bowie State
 F4 W 92-64 Winston-Salem State
 F7 L 65-43 at Norfolk State
 F9 W 77-66 Shaw
 F11 W 79-73 St. Paul's
 F13 L 83-67 at Virginia State
 F15 L 65-43 North Carolina Central
 F18 W 106-74 Bowie State

CIAA Tournament

F22 W 79-68 vs. Johnson C. Smith
 F23 L 51-44 vs. NC Central

1989-90

18-11 Overall, 12-7 CIAA

N17 L 63-58 vs. Angelo State
 N18 L 72-71 vs. Northeast Missouri
 N20 W 61-44 at Livingstone
 N25 L 70-64 at Cheyney
 N28 W 74-58 Fayetteville State
 N30 L 71-52 at NC Central
 D2 L 86-69 at Winston-Salem State
 D4 W 102-72 Johnson C. Smith
 D7 W 77-66 at St. Augustine's
 D9 W 66-63 at Shaw
 J4 W 80-78 Christopher Newport
 J6 W 82-39 Rutgers-Camden
 J9 L 72-53 Norfolk State
 J11 W 74-71 at Elizabeth City State
 J13 W 75-52 St. Paul's
 J16 W 91-51 Elizabeth City State
 J20 L 90-68 Virginia Union
 J23 W 83-77 at Virginia State
 J27 L 110-91 at Virginia Union
 F1 W 79-64 Bowie State
 F3 W 67-64 at District of Columbia
 F6 L 77-71 at Norfolk State

2018-19 Hampton Men's Basketball

F10 W 66-52 at St. Paul's
 F13 L 85-75 Virginia State
 F17 W 82-62 at Bowie State
CIAA Tournament
 F21 W 86-70 vs. Fayetteville State
 F22 W 78-70 vs. Winston-Salem State
 F23 W 67-66 vs. Virginia Union
 F24 L 68-64 vs. Norfolk State

1990-91

22-10 Overall, 12-7 CIAA

N17 W 89-65 Cheyney
 N20 W 80-58 Livingstone
 N24 W 79-58 at Rutgers-Camden
 N27 W 64-50 North Carolina Central
 N29 L 90-89 at Fayetteville State
 D1 W 88-58 Winston-Salem State
 D3 L 78-54 at Johnson C. Smith
 D5 W 76-73 St. Augustine's
 D8 W 65-64 Shaw
 D10 W 72-50 Bowie State
 D31 W 73-69 at Christopher Newport
 J3 L 80-77 vs. Morris Brown
 J4 L 83-80 vs. St. Paul's
 J5 W 67-62 vs. Paul Quinn
 J8 W 77-69 Norfolk State
 J10 L 89-87 (OT) ECSU
 J15 L 62-57 at Elizabeth City State
 J19 L 79-70 Virginia Union
 J22 L 86-75 Virginia State
 J26 W 65-62 at Virginia Union
 J31 W 89-82 at St. Paul's
 F2 W 74-43 District of Columbia
 F5 W 68-47 at Norfolk State
 F9 W 82-74 St. Paul's
 F12 L 71-68 at Virginia State
 F16 W 57-46 at Bowie State

CIAA Tournament

F20 W 96-75 vs. WSSU
 F21 W 70-60 vs. Shaw
 F22 W 70-69 vs. Virginia Union
 F23 W 83-58 vs. Virginia State

NCAA South Regionals

M15 L 94-80 vs. North Alabama
 M16 W 70-68 vs. Florida Southern

1991-92

14-12 Overall, 8-11 CIAA

N23 W 70-65 at Cheyney
 N25 W 98-58 Rutgers-Camden
 N27 L 83-81 Fayetteville State
 D2 L 85-80 Johnson C. Smith
 D5 L 92-82 at St. Augustine's
 D7 W 77-70 at Shaw
 D9 L 88-86 (OT) at Bowie State
 D17 W 88-70 at Winston-Salem State
 D19 L 81-63 at NC Central
 J2 W 102-73 Christopher Newport
 J8 W 90-74 at Elizabeth City State
 J11 W 88-68 St. Paul's
 J14 L 77-74 Elizabeth City State
 J18 L 70-63 at Virginia Union
 J21 L 90-72 at Virginia State
 J25 L 78-75 Virginia Union

J27 W 72-64 at Livingstone
 F1 W 83-71 at District of Columbia
 F4 L 83-72 at Norfolk State
 F8 W 85-70 at St. Paul's
 F11 W 81-67 Virginia State
 F12 W 78-69 (OT) Bowie State
 F15 L 57-52 Norfolk State
 F18 W 96-80 District of Columbia

CIAA Tournament

F26 W 79-63 vs. Livingstone
 F27 L 89-75 vs. Johnson C. Smith

1992-93

15-12 Overall, 9-10 CIAA

N24 L 76-65 at Fayetteville State
 N30 L 90-79 at Johnson C. Smith
 D3 L 68-65 St. Augustine's
 D5 L 87-81 Shaw
 D7 W 67-56 at Bowie State
 D16 W 76-64 at Winston-Salem State
 D19 L 70-65 North Carolina Central
 D31 W 53-51 at Christopher Newport
 J4 W 79-70 at St. Paul's
 J7 W 82-49 vs. Paul Quinn
 J8 W 71-58 vs. Bowie State
 J9 L 75-65 vs. Norfolk State
 J12 L 107-105 (OT) at ECSU
 J16 L 63-54 at Virginia Union
 J19 W 103-96 Virginia State
 J23 L 85-76 Virginia Union
 J25 W 97-78 Livingstone
 J28 W 86-80 Elizabeth City State
 J30 W 86-66 District of Columbia
 F2 W 62-53 Norfolk State
 F6 W 86-77 St. Paul's
 F9 W 88-83 at Virginia State
 F13 L 93-71 at Norfolk State
 F16 W 94-76 at District of Columbia
 F19 L 80-79 Bowie State

CIAA Tournament

F24 W 100-87 vs. Shaw
 F25 L 72-68 vs. North Carolina Central

1993-94

21-8 Overall, 13-6 CIAA

N20 W 100-78 Columbia State
 N22 W 91-82 Fayetteville State
 N27 W 118-75 at Columbia State
 N29 W 76-68 Johnson C. Smith
 D3 L 100-76 at Clark-Atlanta
 D4 W 76-73 vs. Morris Brown
 D7 W 98-83 Bowie State
 D9 W 72-62 at Winston-Salem State
 D11 W 86-70 at Shaw
 D30 W 94-81 Christopher Newport
 J3 W 78-67 St. Paul's
 J6 W 91-89 (OT) at NC Central
 J8 W 73-72 at St. Augustine's
 J12 L 84-80 Elizabeth City State
 J15 W 69-63 at Virginia Union
 J18 L 80-76 at Virginia State
 J22 L 82-59 Virginia Union
 J24 W 88-51 at Livingstone
 J27 L 78-74 at Elizabeth City State

J29 W 88-79 District of Columbia
 F1 W 81-68 at Norfolk State
 F5 L 71-69 at St. Paul's
 F8 W 83-81 Virginia State
 F12 L 72-64 Norfolk State
 F15 W 109-82 at District of Columbia
 F18 W 81-76 at Bowie State

CIAA Tournament

F23 W 103-91 vs. W-S State
 F24 W 88-68 vs. NC Central
 F25 L 69-59 vs. Norfolk State

1994-95

19-7 Overall, 14-5 CIAA

N22 W 82-77 (OT) at Fayetteville St.
 N26 W 86-59 vs. Wilberforce
 N27 W 76-71 at NC Central
 N29 L 75-62 at Johnson C. Smith
 D2 W 73-53 vs. West Georgia
 D3 L 71-63 at Jacksonville State
 D6 W 77-65 at Bowie State
 D8 W 68-62 Winston-Salem State
 D10 W 88-77 Shaw
 D31 L 92-64 at Virginia Union
 J2 W 99-88 at St. Paul's
 J5 W 82-65 North Carolina Central
 J7 W 77-66 St. Augustine's
 J11 W 72-61 at Elizabeth City State
 J14 W 62-59 Virginia Union
 J16 W 79-76 (OT) Virginia State
 J23 W 88-75 Livingstone
 J26 L 63-61 Elizabeth City State
 J28 W 69-60 District of Columbia
 J31 L 92-88 (2OT) Norfolk State
 F4 W 75-73 St. Paul's
 F7 L 78-73 at Virginia State
 F11 W 73-70 at Norfolk State
 F13 W 72-70 at District of Columbia
 F17 W 67-56 Bowie State

CIAA Tournament

F22 L 66-65 vs. Winston-Salem State

1995-97 Coach Byron Samuels

1995-96

9-17 Overall (First year competing at Division I level)

N24 W 71-61 vs. Grambling State
 N25 L 80-73 at George Washington
 N29 L 75-67 at Old Dominion
 D1 L 87-69 at Marist
 D2 L 64-62 vs. Niagara
 D5 W 83-66 at The Citadel
 D8 L 88-86 vs. James Madison
 D18 L 86-78 UNC-Greensboro
 D20 W 84-76 at William & Mary
 D22 L 87-80 at Coastal Carolina
 D28 L 84-74 at George Mason
 D30 W 88-73 Virginia Wesleyan
 J3 L 91-65 at Dayton
 J6 L 123-95 at Marshall
 J11 L 91-69 Iona
 J15 L 63-62 at Campbell

2018-19 Hampton Men's Basketball

J20 L 98-64 Manhattan College
 J24 L 83-65 at South Carolina State
 J29 L 84-81 (OT) Maine
 F1 W 77-72 at Liberty
 F5 W 88-76 Barton College
 F7 W 71-61 South Carolina State
 F13 W 67-66 at Maine
 F17 L 72-68 Oral Roberts
 F21 W 95-66 Coastal Carolina
 M4 L 96-54 at Oral Roberts

1996-97

8-19 Overall, 7-11 MEAC/T-7th

N25 L 67-63 William & Mary
 D1 L 73-61 at Manhattan College
 D4 L 91-72 at Iona
 D7 L 57-46 Old Dominion
 D16 L 69-42 Liberty
 D18 L 89-58 at James Madison
 D21 L 71-59 at UNC-Greensboro
 D27 L 61-56 vs. Holy Cross
 D28 W 60-57 vs. Harvard
 J2 L 64-60 Bethune-Cookman
 J4 W 81-79 (OT) Florida A&M
 J7 W 78-58 at South Carolina State
 J11 L 76-69 Coppin State
 J18 L 81-61 at Coppin State
 J22 L 77-68 at Delaware State
 J25 W 61-59 Morgan State
 J27 L 87-83 at Howard
 J30 L 82-75 at North Carolina A&T
 F3 W 75-70 Maryland-Eastern Shore
 F5 L 89-78 at Florida A&M
 F8 W 88-68 Howard
 F10 W 70-67 at Morgan State
 F13 L 73-71 (OT) SC State
 F18 L 78-65 at Maryland E. Shore
 F20 L 71-62 North Carolina A&T
 F26 L 70-68 at Bethune-Cookman
 M1 W 86-68 Delaware State

1997-2002

Coach Steve Merfeld

1997-98

14-12 Overall, 11-7 MEAC/T-3rd

N17 L 82-70 at Arkansas-Little Rock
 N22 L 72-60 at Old Dominion
 N24 W 74-71 Maine
 D1 L 69-54 at William & Mary
 D6 W 71-64 Norfolk State
 D11 W 75-73 Morgan State
 D13 W 68-66 Howard
 D16 L 92-69 at North Carolina
 D22 L 86-61 at North Carolina State
 J3 L 89-75 South Carolina State
 J5 L 78-75 North Carolina A&T
 J10 L 76-56 at Maryland E. Shore
 J17 W 71-67 (OT) at Florida A&M
 J19 W 64-62 at Bethune-Cookman
 J24 L 90-69 Coppin State
 J26 W 68-50 Delaware State
 J31 L 80-67 at South Carolina State
 F1 W 74-62 at North Carolina A&T

F7 W 63-55 Maryland-Eastern Shore
 F14 W 65-60 Florida A&M
 F16 W 69-39 Bethune-Cookman
 F18 W 71-70 at Norfolk State
 F21 L 80-63 at Coppin State
 F23 W 78-65 at Delaware State
 F26 L 97-64 at Morgan State
 F28 W 76-57 at Howard

1998-99

8-19 Overall, 8-10 MEAC/8th

N14 L 98-75 at Maine
 N18 L 83-69 at Old Dominion
 N23 L 86-75 North Carolina
 N25 L 116-66 at Virginia
 N28 L 83-62 William & Mary
 D4 L 71-63 Maryland E. Shore
 D7 W 83-76 Delaware State
 D12 W 98-93 Norfolk State
 D21 L 77-61 at Michigan
 D29 L 84-72 vs. Samford
 D30 L 75-64 vs. Rider
 J4 W 76-61 at Howard
 J9 W 77-71 (OT) North Carolina A&T
 J11 L 72-63 South Carolina State
 J16 L 75-63 at Bethune-Cookman
 J18 L 65-63 at Florida A&M
 J23 L 70-58 Coppin State
 J25 L 74-61 at Morgan State
 J30 W 71-57 at Delaware State
 F1 L 64-62 at Maryland E. Shore
 F8 W 82-37 Howard
 F13 W 64-53 at North Carolina A&T
 F15 L 61-56 at South Carolina State
 F20 L 70-61 Bethune-Cookman
 F22 W 84-71 Florida A&M
 F27 L 92-78 at Norfolk State

MEAC Tournament

M4 L 67-66 vs. Morgan State

1999-2000

17-12 Overall, 13-5 MEAC/T-2nd

N10 L 102-56 Virginia
 N22 L 73-66 Eastern Michigan
 D2 L 67-65 at William & Mary
 D8 L 70-69 Norfolk State
 D20 L 67-52 at Marquette
 D22 W 79-68 at Chicago State
 D28 L 76-58 at College of Charleston
 D29 W 75-57 vs. Charleston Southern
 J3 W 82-73 North Carolina A&T
 J5 W 87-81 South Carolina State
 J7 L 77-68 Radford
 J10 W 75-68 at Maryland E. Shore
 J15 W 99-82 Howard
 J17 W 71-67 Delaware State
 J22 L 81-80 (2OT) at Coppin State
 J24 W 82-73 Morgan State
 J29 L 79-76 at Bethune-Cookman
 J31 W 87-59 at Florida A&M
 F5 W 89-84 at South Carolina State
 F7 L 76-60 at North Carolina A&T
 F10 W 71-64 at Duquesne
 F14 L 59-58 Maryland E. Shore

F19 W 86-61 at Howard
 F21 W 87-73 at Delaware State
 F26 W 83-62 at Norfolk State
 M2 W 70-68 Bethune-Cookman
 M4 W 76-56 Florida A&M

MEAC Tournament

M9 W 98-88 (OT) vs. N. Carolina A&T
 M10 L 64-60 vs. Coppin State

2000-01

25-7 Overall, 14-4 MEAC/T-1st

N18 W 87-81(OT) at Western Michigan
 N20 W 73-71 at Eastern Michigan
 N22 W 92-70 at Wisconsin-Green Bay
 N26 L 74-70 at Radford
 N29 L 87-86 at Norfolk State
 D4 W 82-71 Howard
 D6 W 91-72 Maryland-Eastern Shore
 D18 W 68-51 at Wichita State
 D20 L 86-71 at Kansas State
 D29 W 83-68 Chicago State
 J6 W 72-67 at Morgan State
 J8 W 61-60 at Coppin State
 J13 W 79-54 Delaware State
 J15 W 71-63 William & Mary
 J20 L 82-80 at North Carolina A&T
 J22 L 72-68 at South Carolina State
 J27 W 87-85 Bethune-Cookman
 J29 W 77-64 at Florida A&M
 J31 W 78-74 (OT) at Central Florida
 F3 W 91-67 at Maryland E. Shore
 F5 W 89-69 at Howard
 F10 W 78-67 Morgan State
 F12 W 70-67 Coppin State
 F17 W 73-58 at Delaware State
 F24 W 97-75 South Carolina State
 F26 W 86-75 North Carolina A&T
 M3 L 91-85 (OT) Norfolk State

MEAC Tournament

M7 W 76-64 vs. Morgan State
 M9 W 94-67 vs. Norfolk State
 M10 W 70-58 vs. SC State

NCAA Tournament

M15 W 58-57 vs. Iowa State
 M17 L 76-57 vs. Georgetown

2001-02

26-7 Overall, 17-1 MEAC/1st

N16 W 77-69 at North Carolina
 N19 W 73-72 Central Florida
 N23 L 100-85 vs. Vanderbilt
 N24 W 67-59 vs. Akron
 N25 W 83-76 at Hawaii Pacific
 D1 W 78-70 at Morgan State
 D3 W 81-69 at Coppin State
 D8 W 85-57 Norfolk State
 D18 W 84-77 at Old Dominion
 D21 L 87-84 (OT) at Bradley
 D23 L 77-74 at Western Illinois
 D29 L 80-66 at Montana State
 D30 L 100-91 (OT) vs. Troy State
 J5 W 86-71 Maryland E. Shore
 J12 W 81-75 at South Carolina State
 J14 W 82-68 at North Carolina A&T

2018-19 Hampton Men's Basketball

J19	W	58-55	Delaware State
J21	W	79-58	Howard
J25	W	85-69	at Bethune-Cookman
J28	W	97-65	Florida A&M
F2	W	89-74	Morgan State
F4	W	78-51	Coppin State
F6	W	64-59	at William & Mary
F9	W	81-63	at Maryland E. Shore
F16	W	87-73	South Carolina State
F18	W	72-61	North Carolina A&T
F21	W	63-58	at Delaware State
F25	L	82-81	at Howard
M2	W	92-89	(OT) at Norfolk State
MEAC Tournament			
M6	W	99-70	vs. Morgan State
M8	W	80-70	vs. South Carolina State
M9	W	80-62	vs. Howard
NCAA Tournament			
M15	L	78-67	vs. Connecticut

2002-06 COACH BOBBY COLLINS

2002-03

19-11 Overall, 13-5 MEAC/T-2nd

N25	W	82-59	Western Illinois
N27	W	61-60	Richmond
D4	W	77-70	Old Dominion
D7	W	72-62	Norfolk State
D19	L	90-85	at VCU
D28	L	84-79	at Akron
D30	L	70-62	at Ohio State
J4	W	55-45	at Maryland E. Shore
J6	W	80-75	at Howard
J8	L	108-56	at Maryland
J11	W	91-75	Morgan State
J13	W	81-70	Coppin State
J18	W	90-76	Florida A&M
J20	W	74-72	Bethune-Cookman
J25	W	66-61	at North Carolina A&T
J27	L	77-69	at South Carolina State
F1	L	71-66	(OT) Delaware State
F3	L	64-62	William & Mary
F8	W	70-54	Maryland E. Shore
F10	L	75-65	Howard
F15	W	75-59	at Morgan State
F18	W	65-51	at Coppin State
F22	W	83-80	at Florida A&M
F24	W	76-69	at Bethune-Cookman
M1	W	79-63	North Carolina A&T
M3	L	78-73	South Carolina State
M8	L	48-44	at Norfolk State
MEAC Tournament			
M13	W	64-62	vs. Norfolk State
M14	W	73-64	vs. Howard
M15	L	72-67	vs. South Carolina State

2003-04

13-17 Overall, 11-7 MEAC/T-2nd

N22	W	68-64	vs. LaSalle
N23	L	68-65	vs. Wichita State
N24	L	64-52	vs. Monmouth
N29	L	67-51	VCU
D1	L	96-82	Akron

D3	L	83-70	at Davidson
D5	L	59-57	vs. Southern Miss
D6	L	84-74	at Winthrop
D9	W	73-63	Norfolk State
D19	W	79-72	at William & Mary
D23	L	77-53	at East Carolina
D29	L	73-42	at Richmond
J3	L	68-66	South Carolina State
J5	W	80-57	North Carolina A&T
J10	L	87-81	at Florida A&M
J12	W	77-67	at Bethune-Cookman
J19	W	75-62	Maryland-Eastern Shore
J24	L	65-56	at Delaware State
J26	W	60-53	at Howard
J31	W	75-72	Coppin State
F2	L	64-63	at Morgan State
F7	L	83-55	at South Carolina State
F9	W	85-58	at North Carolina A&T
F14	L	77-59	Florida A&M
F16	W	80-58	Bethune-Cookman
F23	W	79-71	at Maryland E. Shore
F28	W	85-79	Howard
M1	W	74-68	Delaware State
M6	L	77-70	at Norfolk State
MEAC Tournament			
M11	L	72-71	vs. Florida A&M

2004-05

17-13 Overall, 13-5 MEAC/T-2nd

N19	L	98-54	at Clemson
N21	W	70-52	at Savannah State
N27	L	80-59	at Akron
D1	L	83-54	at VCU
D4	L	79-78	Bethune-Cookman
D6	W	55-49	Florida A&M
D8	W	89-74	vs. Radford
D12	L	79-64	at Norfolk State
D19	L	66-55	at Saint Mary's (Calif.)
D22	L	69-46	at California
D23	L	65-57	vs. Arkansas State
D30	L	60-51	at William & Mary
J8	W	81-72	at North Carolina A&T
J10	W	70-68 (OT)	at SC State
J17	W	80-54	Maryland E. Shore
J22	L	66-64 (OT)	at Delaware State
J24	W	86-47	at Howard
J29	W	51-50	at Coppin State
J31	W	82-62	Morgan State
F5	L	71-70	at Bethune-Cookman
F7	W	81-67	at Florida A&M
F12	W	65-47	North Carolina A&T
F14	W	66-57	South Carolina State
F21	W	70-55	at Maryland E. Shore
F26	W	59-49	Howard
F28	L	64-54	Delaware State
M4	W	66-60	(OT) Norfolk State
MEAC Tournament			
M9	W	81-72	vs. Florida A&M
M11	W	62-50	vs. Coppin State
M12	L	55-53	vs. Delaware State

2005-06

16-16 Overall, 10-8 MEAC/5th

N18	L	44-40	at Richmond
-----	---	-------	-------------

N22	L	70-60	William & Mary
N26	L	73-72	at UNC-Greensboro
D3	L	57-43	Norfolk State
D6	W	73-69	Radford
D18	L	71-52	at Yale
D21	L	79-66	at George Mason
D30	L	84-44	VCU
J4	W	78-62	at Bethune-Cookman
J7	W	73-64	Maryland E. Shore
J9	W	65-48	Howard
J14	W	80-47	at Morgan State
J16	L	72-65	at Coppin State
J21	L	61-58	Delaware State
J23	W	100-57	Savannah State
J28	W	69-57	South Carolina State
J30	W	77-65	North Carolina A&T
F4	W	87-75	at Maryland E. Shore
F6	W	75-63	at Howard
F11	W	81-48	Morgan State
F13	L	79-72	Coppin State
F16	L	52-51	at Norfolk State
F18	L	88-77	at Delaware State
F20	L	69-66	Longwood
F24	W	69-64	at South Carolina State
F27	L	65-60	at North Carolina A&T
M1	L	73-65	Florida A&M
MEAC Tournament			
M8	W	63-51	vs. Morgan State
M9	W	57-55	vs. Bethune-Cookman
M10	W	73-56	vs. Norfolk State
M11	W	60-56	vs. Delaware State
NCAA Tournament			
M14	L	71-49	vs. Monmouth

2006-09

COACH KEVIN NICKELBERRY

2006-07

15-16 Overall, 10-8 MEAC/3rd

N7	L	102-75	at Maryland
N8	W	74-73	vs. New Orleans
N15	L	62-47	at Holy Cross
N18	L	56-49	Maryland-Baltimore County
N21	L	55-48	George Mason
N25	L	74-51	at VCU
N28	L	74-72	at Norfolk State
N30	W	71-64	UNC-Greensboro
D2	L	95-84	vs. Howard
D16	L	91-66	at Virginia
D20	W	89-74	at St. Bonaventure
D28	L	72-67	at William & Mary
J6	W	59-55	at Bethune-Cookman
J8	W	76-74	at Florida A&M
J13	L	75-70	(OT) Morgan State
J15	W	77-69	(OT) Coppin State
J20	L	75-64	at Delaware State
J22	W	80-59	at Longwood
J27	L	74-63	at South Carolina State
J29	W	70-64	at North Carolina A&T
F3	W	67-45	Bethune-Cookman
F5	W	74-72	(OT) Florida A&M
F10	W	67-65	at Morgan State
F12	W	71-65	at Coppin State

2018-19 Hampton Men's Basketball

F17 L 81-74 Delaware State
 F21 W 66-52 Norfolk State
 F24 L 61-60 (2OT) SC State
 F26 L 79-76 North Carolina A&T
 F28 W 71-58 Maryland E. Shore
MEAC Tournament
 M6 W 76-61 vs. Howard
 M7 L 61-58 vs. Florida A&M

2007-08

18-12 Overall, 11-5 MEAC/T-2nd

N11 W 72-55 vs. Tulsa
 N12 L 70-64 at Maryland
 N15 L 77-71 at Kent State
 N17 L 60-52 Holy Cross
 N27 W 51-50 at Delaware
 N29 W 64-55 VCU
 D1 W 65-31 vs. Howard
 D5 L 57-54 at George Mason
 D15 W 55-48 St. Bonaventure
 D19 L 79-65 at Virginia
 D22 L 83-65 at UMB
 D29 W 70-63 William & Mary
 J12 W 65-53 Bethune-Cookman
 J14 W 69-63 Florida A&M
 J19 W 82-76 at South Carolina State
 J21 W 64-62 at Winston-Salem State
 J26 W 56-54 Coppin State
 J28 L 64-57 Morgan State
 F2 W 62-58 at Norfolk State
 F4 W 68-52 at North Carolina A&T
 F9 L 67-58 at Delaware State
 F11 L 68-62 at Maryland E. Shore
 F16 W 77-74 South Carolina State
 F18 W 67-62 Winston-Salem State
 F23 L 72-55 at Coppin State
 F25 L 66-62 (OT) at Morgan State
 M1 W 87-72 Norfolk State
 M3 W 71-55 North Carolina A&T
 M6 W 71-58 Howard

MEAC Tournament

M12 L 75-74 (OT) vs. Coppin State

2008-09

16-16 Overall, 8-8 MEAC/7th

N14 L 59-46 at Iona
 N20 W 50-44 George Mason
 N22 L 82-73 at Towson
 N26 W 69-61 at Alaska-Anchorage
 N28 W 77-71 (OT) vs. Portland State
 N29 L 76-47 vs. San Diego State
 D3 W 62-53 at Georgia State
 D6 W 45-39 vs. Howard
 D9 L 75-66 Delaware
 D23 L 74-48 at Virginia
 D27 L 59-54 at VCU
 D30 W 58-56 Yale
 J3 L 68-43 Kent State
 J10 W 53-51 at Bethune-Cookman
 J12 L 76-75 (OT) at Florida A&M
 J17 W 74-60 South Carolina State
 J18 W 59-43 vs. Winston-Salem State
 J24 L 61-60 at Coppin State
 J26 W 62-57 at Morgan State

J31 L 68-62 Norfolk State
 F2 L 56-55 North Carolina A&T
 F7 L 49-39 Delaware State
 F9 W 56-42 Maryland E. Shore
 F14 L 74-71 (OT) at SC State
 F16 W 67-49 at Winston-Salem State
 F21 L 67-43 Coppin State
 F23 W 49-47 Morgan State
 F28 L 90-68 at Norfolk State
 M2 W 59-58 at North Carolina A&T
 M5 W 54-48 at Howard

MEAC Tournament

M10 W 51-32 vs. Delaware State
 M11 L 57-56 vs. South Carolina State

2009-PRESENT

COACH EDWARD JOYNER JR.

2009-10

14-18 Overall, 8-8 MEAC/T-5th

N14 L 83-80 at La Salle
 N17 L 68-63 Iona
 N23 L 63-52 VCU
 N25 L 62-61 at William & Mary
 N27 L 75-66 vs. Pepperdine
 N28 W 78-67 at Wyoming
 N29 W 59-56 vs. Monmouth
 D2 L 74-55 at South Florida
 D5 L 56-54 vs. Howard
 D9 L 55-52 at Delaware
 D20 L 82-74 at Towson
 D23 L 80-54 at Virginia
 J3 W 78-54 Fordham
 J9 W 69-67 Coppin State
 J11 L 73-63 Morgan State
 J16 L 66-50 at Norfolk State
 J18 W 65-55 at North Carolina A&T
 J23 L 57-52 Bethune-Cookman
 J25 W 66-53 Florida A&M
 J30 L 58-56 at Delaware State
 F1 W 79-65 at Maryland E. Shore
 F6 L 72-60 at South Carolina State
 F8 W 55-53 at Winston-Salem State
 F13 L 70-66 Norfolk State
 F15 L 69-65 North Carolina A&T
 F20 W 71-44 at Bethune-Cookman
 F22 W 70-61 at Florida A&M
 F27 W 64-45 Delaware State
 M1 W 95-81 Longwood
 M4 W 90-42 Howard

MEAC Tournament

M11 W 73-70 vs. Norfolk State
 M12 L 74-67 vs. Morgan State

2010-11

24-9 Overall, 11-5 MEAC/T-2nd

N15 L 63-56 at Wake Forest
 N16 W 45-44 vs. Winthrop
 N19 W 58-48 at Fordham
 N22 W 51-50 vs. Boston University
 N23 W 62-51 at George Washington
 N28 W 70-64 at High Point
 N30 W 60-56 (OT) Georgia State
 D4 W 67-55 vs. Howard

D8 L 55-53 Delaware
 D20 W 78-67 Towson
 D22 W 62-59 Liberty
 D29 W 78-65 vs. Dominican (Calif.)
 D30 L 69-57 at San Francisco
 J1 W 77-75 vs. Colorado State
 J8 W 67-59 at Coppin State
 J10 L 78-72 at Morgan State
 J15 W 63-56 Norfolk State
 J17 W 82-77 North Carolina A&T
 J22 W 68-56 at Bethune-Cookman
 J24 L 62-58 at Florida A&M
 J29 W 70-66 (OT) Delaware State
 J31 W 78-66 Maryland Eastern Shore
 F5 W 64-53 South Carolina State
 F12 W 86-72 at Norfolk State
 F14 L 74-63 at North Carolina A&T
 F19 L 78-76 (2OT) Bethune-Cookman
 F21 L 58-55 Florida A&M
 F26 W 71-64 at Delaware State
 M3 W 83-72 at Howard

MEAC Tournament

M9 W 77-55 vs. Maryland E. Shore
 M11 W 85-61 vs. Norfolk State
 M12 W 60-55 vs. Morgan State

NCAA Tournament

M18 L 87-45 vs. Duke

2011-12

12-21 Overall, 6-10 MEAC/T-8th

N12 W 73-58 William & Mary
 N17 L 72-51 at Richmond
 N20 L 66-52 at Rutgers
 N22 L 78-71 vs. Sacred Heart
 N23 W 68-64 vs. SIU-Edwardsville
 N29 W 68-64 High Point
 D1 L 65-49 Savannah State
 D4 W 71-53 vs. Howard
 D5 L 54-53 at Fordham
 D7 L 74-72 at American
 D17 L 74-65 at Liberty
 D20 L 64-54 at Robert Morris
 D29 L 42-40 vs. Utah Valley
 D30 W 82-79 vs. Longwood
 J7 W 57-55 Howard
 J9 L 74-67 at James Madison
 J14 L 83-66 at Coppin State
 J16 L 68-56 at Morgan State
 J21 L 80-75 Norfolk State
 J24 W 78-66 South Carolina State
 J28 L 73-70 Coppin State
 J30 W 68-63 Morgan State
 F6 L 77-69 at Delaware State
 F11 L 70-62 at Norfolk State
 F15 W 82-62 Maryland Eastern Shore
 F18 L 68-64 at Delaware
 F20 L 74-68 (2OT) Delaware State
 F25 W 74-59 at Florida A&M
 F27 L 74-64 at Bethune-Cookman
 M1 L 60-45 North Carolina Central

MEAC Tournament

M6 W 69-65 vs. Morgan State
 M7 W 59-46 vs. Savannah State
 M9 L 81-72 Bethune-Cookman

2018-19 Hampton Men's Basketball

2012-13

14-17 Overall, 11-5 MEAC/T-3rd

N9	L	69-51	at William & Mary
N15	L	68-58	at Richmond
N20	L	75-67	at Ohio
N23	L	56-51	vs. Wofford
N24	L	61-60	vs. UNC Wilmington
N28	L	73-64	at Radford
D1	W	58-50	Howard
D8	L	66-54	Robert Morris
D18	W	72-65	American
D20	L	54-52	Northern Kentucky
D30	L	50-43	at Winthrop
J2	L	68-49	at USC Upstate
J7	W	69-65	James Madison
J12	W	51-49	at Howard
J14	W	70-64	Quinnipiac
J19	L	80-78	Morgan State
J21	L	67-65	(OT) Coppin State
J26	L	74-67	at Norfolk State
J30	W	64-60	at SC State
F2	W	64-62	at Morgan State
F4	W	59-53	at Coppin State
F7	W	71-68 (OT)	at Savannah State
F11	W	85-84 (2OT)	Delaware State
F18	L	62-59	Norfolk State
F20	W	63-59	at Maryland E. Shore
F23	L	66-59	Saint Peter's
F25	W	57-50	at Delaware State
M2	W	77-68	Florida A&M
M4	W	75-66	Bethune-Cookman
M7	L	68-64	NC Central
MEAC Tournament			
M14	L	63-60	vs. Delaware State

2013-14

18-13 Overall, 13-3 MEAC/2nd

N8	W	77-69	William & Mary
N12	W	64-59	at Saint Peter's
N17	L	90-79	Delaware
N20	L	71-68	at Quinnipiac
N24	L	81-67	at Missouri State
N26	L	69-40	at Virginia
N29	L	70-53	vs. Liberty
N30	W	72-65	vs. Arkansas Pine Bluff
D7	W	72-62	Florida A&M
D9	W	85-52	Bethune-Cookman
D18	L	69-67 (OT)	at Northern Ky.
D21	L	55-49	vs. James Madison
D29	W	101-95 (2OT)	Winthrop
J4	W	87-60	Radford
J7	L	74-61	at NC Central
J11	W	73-60	at Delaware State
J18	L	71-68	Coppin State
J20	L	80-71	Morgan State
J25	W	80-71	at Savannah State
J27	W	67-56	at SC State
F1	W	79-76 (OT)	at Coppin State
F3	L	94-92 (2OT)	at Morgan State
F8	W	63-47	Howard
F10	W	71-65	Maryland E. Shore
F15	W	79-73 (OT)	at Norfolk State
F22	W	81-78	at Howard

F24	W	104-89	at Maryland E. Shore
M1	W	61-53	Norfolk State
M6	W	89-71	North Carolina A&T
MEAC Tournament			
M12	L	83-77	vs. Coppin State
College Basketball Invitational (CBI)			
M19	L	69-65	at Penn State

2014-15

17-18 Overall, 8-8 MEAC/6th

N14	L	90-56	at Iowa
N16	L	65-47	at Syracuse
N21	W	82-69	vs. Alcorn State
N22	L	74-66	at North Dakota State
N24	L	82-74	at Appalachian State
N26	L	64-60	American
D2	W	62-54	at Tennessee State



D6	W	71-52	Coppin State
D8	W	62-58	Morgan State
D17	L	73-55	at Illinois
D19	W	66-54	Tennessee State
D21	W	75-66	Northern Arizona
D29	L	83-51	at Northern Illinois
J3	L	68-54	at USC Upstate
J10	W	58-56	at Bethune-Cookman
J12	W	78-63	at Florida A&M
J17	L	64-61	North Carolina A&T
J19	L	59-52	North Carolina Central

J24	L	68-66	at Savannah State
J26	L	65-56	at South Carolina State
J31	L	63-60	at Norfolk State
F2	L	86-67	at NJIT
F7	W	64-61	Maryland Eastern Shore
F9	W	73-69	(OT) Howard
F16	W	93-65	at Morgan State
F21	L	74-71	Delaware State
F28	W	68-67	at Howard
M2	L	85-75	at Delaware State
M5	L	80-69	Norfolk State
MEAC Tournament			
M9	W	91-71	vs. Morgan State
M12	W	76-71	vs. Maryland E. Shore
M13	W	75-64	vs. Norfolk State
M14	W	82-61	vs. Delaware State
NCAA Tournament			
M17	W	74-64	vs. Manhattan
M19	L	79-56	vs. Kentucky

2015-16

21-10 Overall/13-3 MEAC/1st

N14	L	102-95	at Winthrop
N17	W	61-48	at American
N20	W	82-61	Appalachian State
N25	L	86-67	at William & Mary
N30	L	63-51	at Grand Canyon
D2	W	98-94 (2OT)	at Northern Ariz.
D5	W	74-71 (OT)	at Coppin State
D17	L	105-72	at SMU
D19	L	95-53	at Colorado
D22	L	84-81	vs. Nicholls State
D23	W	75-64	vs. Louisiana Monroe
J3	L	89-59	Princeton
J6	W	83-80 (OT)	at Morgan State
J9	W	75-70	Bethune-Cookman
J11	W	71-65	(OT) Florida A&M
J16	W	79-62	at North Carolina A&T
J18	W	80-79	at NC Central
J23	W	75-52	Savannah State
J25	L	67-62	South Carolina State
J30	W	86-76	Norfolk State
F2	W	69-67	Washington Adventist
F6	L	73-70	at Maryland E. Shore
F8	W	68-65	at Howard
F15	W	87-79	Morgan State
F22	W	82-72	at Delaware State
F27	W	68-67	Howard
F29	W	79-65	Delaware State
M3	L	83-63	at Norfolk State
MEAC Tournament			
M9	W	83-81	vs. Morgan State
M11	W	89-55	vs. Savannah State
M12	W	81-69	vs. SC State
NCAA Tournament			
M17	L	45-81	vs. Virginia

2016-17

14-17 Overall/11-5 MEAC/3rd

N11	L	56-67	Rider
N17	W	70-69	Chowan
N20	L	67-89	at Kansas State
N22	L	52-65	at Richmond
N25	L	48-62	Robert Morris

N26	L	66-76	Stony Brook	M9	W	96-86	vs. North Carolina A&T
N29	L	48-68	at East Carolina	M10	L	63-71	vs. NC Central
D3	W	79-69	William & Mary				NIT Tournament
D7	L	63-69	at Gardner-Webb	M13	L	63-84	at Notre Dame
D17	L	79-86	Winthrop				
D21	L	67-88	at Appalachian State				
D28	L	49-77	at Princeton				
D30	W	94-69	Coker				
J4	W	68-53	North Carolina A&T				
J9	W	84-80	Savannah State				
J14	W	85-77	at Delaware State				
J16	L	51-64	NC Central				
J21	L	62-79	at Norfolk State				
J25	L	66-68	SC State				
J30	W	77-65	Coppin State				
F1	W	66-65	Maryland E. Shore				
F4	W	92-89	at Savannah State				
F6	W	93-64	at SC State				
F11	W	75-61	Howard				
F18	L	61-62	at Bethune-Cookman				
F20	W	76-69	at Florida A&M				
F25	L	70-77	at Morgan State				
F27	W	63-59	Norfolk State				
M2	W	89-82	Coppin State				
			MEAC Tournament				
M9	L	66-68	vs. NC Central				
			CBI Tournament				
M15	L	67-83	at Coastal Carolina				

2017-18

19-16 Overall/12-4 MEAC/1st

N10	L	75-90	at Rider
N12	W	85-68	Bluefield College
N15	L	76-83	at William & Mary
N18	L	57-65	at George Washington
N20	L	60-96	at Xavier
N23	W	76-66	vs. Northern Arizona
N24	L	80-94	vs. Rider
N27	W	72-56	Saint Leo (FL)
N29	W	117-54	Mid-Atlantic Christian
D6	L	81-85	Coastal Carolina
D8	L	75-88	at Missouri State
D17	L	79-80	Gardner-Webb
D20	W	86-53	Appalachian State
D22	L	48-82	at Virginia
D30	L	69-80	at Texas-Rio Grande Val.
J6	L	83-92	at Maryland E. Shore
J12	W	78-56	Delaware State
J20	L	101-103	at Savannah State
J22	W	91-84	at SC State
J27	L	71-75	Florida A&M
J29	W	80-69	Bethune-Cookman
J31	W	70-59	Coppin State
F3	L	84-92	at North Carolina A&T
F5	W	86-70	at NC Central
F8	W	95-81	at Howard
F10	W	82-52	Norfolk State
F12	W	82-79	at Coppin State
F17	W	79-66	SC State
F19	W	114-102	Savannah State
F24	W	2-0	Morgan State
M1	W	74-71	at Norfolk State
			MEAC Tournament
M7	W	75-71	vs. Florida A&M

ANNUAL MEAC RECORDS

ANNUAL MID-EASTERN ATHLETIC CONFERENCE CHAMPIONS

Year	Champion	MEAC	Overall	Tourney Champ	Champ. Site	Game Result
2017-18	Hampton	12-4	19-15	N.C. Central	Norfolk, Va.	NCCU 71, Hampton 63
	Bethune-Cookman	12-4	18-14			
	Savannah State	12-4	15-17			
2016-17	N.C. Central	13-3	25-8	N.C. Central	Norfolk, Va.	NCCU 67, Norfolk State 59
2015-16	Hampton	13-3	21-10	Hampton	Norfolk, Va.	Hampton 81, SC State 69
2014-15	N.C. Central	16-0	25-8	Hampton	Norfolk, Va.	Hampton 82, Del. State 61
2013-14	N.C. Central	15-1	28-6	N.C. Central	Norfolk, Va.	NCCU 71, Morgan State 62
2012-13	Norfolk State	16-0	21-12	North Carolina A&T	Norfolk, Va.	NCAT 57, Morgan St. 54
2011-12	Savannah State	14-2	21-12	Norfolk State	Winston-Salem, N.C.	Norfolk State 73, B-CU 70
2010-11	Bethune-Cookman	13-3	21-13	Hampton	Winston-Salem, N.C.	Hampton 60, MSU 55
2009-10	Morgan State	15-1	27-9	Morgan State	Winston-Salem, N.C.	Morgan St. 68, SC State 61
2008-09	Morgan State	12-2	23-12	Morgan State	Winston-Salem, N.C.	Morgan State 83, NSU 69
2007-08	Morgan State	14-2	22-10	Coppin State	Raleigh, N.C.	CSU 62, Morgan State 60
2006-07	Delaware State	16-2	21-12	Florida A&M	Raleigh, N.C.	FAMU 58, DSU 56
2005-06	Delaware State	16-2	21-14	Hampton	Raleigh, N.C.	Hampton 60, DSU 56
2004-05	Delaware State	14-4	19-14	Delaware State	Richmond, Va.	DSU 55, Hampton 53
2003-04	SC State	14-4	18-11	Florida A&M	Richmond, Va.	Florida A&M 58, CSU 51
	Coppin State	14-4	18-14			
2002-03	SC State	15-2	20-11	SC State	Richmond, Va.	SC State 72, Hampton 67
2001-02	Hampton	17-1	26-7	Hampton	Richmond, Va.	Hampton 80, Howard 62
2000-01	Hampton	14-4	25-7	Hampton	Richmond, Va.	Hampton 70, SC. State 68
	SC State	14-4	19-3			
1999-00	SC State	14-5	20-14	SC State	Richmond, Va.	SCSU 70, Coppin State 53
1998-99	SC State	14-4	17-12	Florida A&M	Richmond, Va.	Florida A&M 64, SCSU 61
	Coppin State	14-4	15-14			
1997-98	Coppin State	17-1	21-8	SC State	Richmond, Va.	SCSU 66, Coppin State 61
1996-97	Coppin State	15-3	22-9	Coppin State	Norfolk, Va.	CSU 81, NCAT 74 (OT)
1995-96	SC State	14-2	22-8	SC State	Tallahassee, Fla.	SCSU 69, Coppin State 56



MEAC TOURNAMENT HONORS

<u>Year</u>	<u>Tournament MVP</u>	<u>Most Outstanding Coach</u>
2017-18	Pablo Rivas - N.C. Central	LeVelle Moton - N.C. Central
2016-17	Patrick Cole - N.C. Central	LeVelle Moton - N.C. Central
2015-16	Reginald Johnson, Jr. - Hampton	Edward Joyner, Jr. - Hampton
2014-15	Deron Powers - Hampton	Edward Joyner Jr. - Hampton
2013-14	Jeremy Ingram - N.C. Central	LeVelle Moton - N.C. Central
2012-13	Adiran Powell - North Carolina A&T	Cy Alexander - North Carolina A&T
2011-12	Kyle O'Quinn - Norfolk State	Anthony Evans - Norfolk State
2010-11	Darrion Pellum - Hampton	Edward Joyner Jr. - Hampton
2009-10	Kevin Thompson - Morgan State	Todd Bozeman - Morgan State
2008-09	Reggie Holmes - Morgan State	Todd Bozeman - Morgan State
2007-08	Tywain McKee - Coppin State	Fang Mitchell - Coppin State
2006-07	Brian Greene - Florida A&M	Mike Gillespie - Florida A&M
2005-06	Rashad West - Hampton	Bobby Collins - Hampton
2004-05	Jahsha Bluntt - Delaware State	Greg Jackson - Delaware State
2003-04	Terrence Woods - Florida A&M	Mike Gillespie - Florida A&M
2002-03	Dustin Braddock - South Carolina State	Cy Alexander - S.C. State
2001-02	Tommy Adams - Hampton	Steve Merfeld - Hampton
2000-01	Tarvis Williams - Hampton	Steve Merfeld - Hampton
1999-00	Mike Waitre - South Carolina State	Cy Alexander - S.C. State
1998-99	Monroe Pippins - Florida A&M	Mickey Clayton - Florida A&M
1997-98	Roderick Blakney - South Carolina State	Cy Alexander - S.C. State
1996-97	Terquin Mote - Coppin State	Fang Mitchell - Coppin State
1995-96	Derrick Patterson - South Carolina State	Cy Alexander - S.C. State

MEAC REGULAR-SEASON CHAMPIONSHIPS

North Carolina A&T	11
Coppin State	9
South Carolina State	7
Hampton	4
Howard	4
Delaware State	3
Morgan State	3
North Carolina Central	3
Bethune-Cookman	2
Maryland-Eastern Shore	2
Savannah State	2
Norfolk State	1

MEAC TOURNAMENT CHAMPIONSHIPS

North Carolina A&T	16
Hampton	6
South Carolina State	5
Coppin State	4
Florida A&M	4
Howard	3
Morgan State	3
North Carolina Central	3
Delaware State	1
Maryland-Eastern Shore	1
Norfolk State	1

MEAC TOURNAMENT RECORD

<u>Team</u>	<u>Won</u>	<u>Loss</u>	<u>Pct.</u>
North Carolina Central	13	4	.765
Hampton	32	13	.711
North Carolina A&T	54	31	.635
Florida A&M	33	28	.541
Norfolk State	20	17	.541
Morgan State	41	35	.539
Coppin State	28	25	.528
South Carolina State	45	41	.523
Howard	41	44	.482
Savannah State	4	6	.400
Bethune-Cookman	23	38	.377
Delaware State	25	45	.357
Maryland-Eastern Shore	15	41	.268



IN-SEASON TOURNAMENTS**George Washington University Colonial Classic (Washington, D.C.)**

November 24, 1995	vs. Grambling State	W	71-61
November 25, 1995	at George Washington	L	73-80

Marist College Tournament (Poughkeepsie, N.Y.)

December 1, 1995	at Marist	L	69-87
December 2, 1995	vs. Niagara	L	62-64

University of New Orleans Tournament (New Orleans, La.)

December 27, 1996	vs. Holy Cross	L	56-61
December 28, 1996	vs. Harvard	W	60-57

Tennessee-Chattanooga Tournament (Chattanooga, Tenn.)

December 29, 1998	vs. Stanford	L	72-84
December 30, 1998	vs. Rider	L	64-75

State Farm Good Neighbor Classic (Charleston, S.C.)

December 28, 1999	at College of Charleston	L	58-76
December 29, 1999	vs. Charleston Southern	W	75-57

Hawaii Pacific Thanksgiving Tournament (Honolulu, Hawaii)

November 23, 2001	vs. Vanderbilt	L	85-100
November 24, 2001	vs. Akron	W	67-59
November 25, 2001	at Hawaii Pacific	W	83-76

Montana State Tournament (Bozeman, Mont.)

December 29, 2001	at Montana State	L	66-80
December 30, 2001	vs. Troy State	L	91-100 (OT)

Paradise Jam Tournament (U.S. Virgin Islands)

November 22, 2003	vs. La Salle	W	68-64
November 23, 2003	vs. Wichita State	L	65-68
November 24, 2003	vs. Monmouth	L	52-64

Winthrop University Tournament (Rock Hill, S.C.)

December 5, 2003	vs. Southern Miss	L	57-59
December 6, 2003	at Winthrop	L	74-84

Golden Bear Classic (Berkeley, Calif.)

December 22, 2004	at California	L	46-69
December 23, 2004	vs. Arkansas State	L	57-65

2007 O'Reilly Auto Parts CBE Classic (College Park, Md.)

November 11, 2007	vs. Tulsa	W	72-55
November 12, 2007	at Maryland	L	64-70

Great Alaska Shootout (Anchorage, Alaska)

November 26, 2008	at Alaska-Anchorage	W	69-61
November 28, 2008	vs. Portland State	W	77-71 (OT)
November 29, 2008	vs. San Diego State	L	47-76

World Vision Basketball Challenge (Laramie, Wyo.)

November 27, 2009	vs. Pepperdine	L	66-75
November 28, 2009	at Wyoming	W	78-67
November 29, 2009	vs. Monmouth	W	59-56

Dick's Sporting Goods NIT Season Tip-Off (Winston-Salem, N.C. & Washington, D.C.)

November 15, 2010	at Wake Forest	L	56-63
November 16, 2010	vs. Winthrop	W	45-44
November 22, 2010	vs. Boston University	W	51-50
November 23, 2010	at George Washington	W	62-51

2010 Hilltop Classic (San Francisco, Calif.)

December 29, 2010	vs. Dominican (Calif.)	W	78-65
December 30, 2010	at San Francisco	L	57-69
January 1, 2011	vs. Colorado State	W	77-75

2011 Triple Crown Cancun Challenge (Richmond, Va., Piscataway, N.J. & Cancun, Mexico)

November 17, 2011	at Richmond	L	51-72
November 20, 2011	at Rutgers	L	52-66
November 22, 2011	vs. Sacred Heart	L	71-78
November 23, 2011	vs. SIU-Edwardsville	W	68-64

21st Annual Dr Pepper Classic (Chattanooga, Tenn.)

December 29, 2011	vs. Utah Valley	L	40-42
December 30, 2011	vs. Longwood	W	82-79

Nation of Coaches Classic (Richmond, Va., Athens, Ohio, & Wilmington, N.C.)

November 15, 2012	at Richmond	L	58-68
November 20, 2012	at Ohio	L	67-75
November 23, 2012	vs. Wofford	L	51-56
November 24, 2012	at UNC Wilmington	L	60-61

Corpus Christi Challenge (Springfield, Mo., Charlottesville, Va., & Corpus Christi, Texas)

November 24, 2013	at Missouri State	L	67-81
November 26, 2013	at Virginia	L	40-69
November 29, 2013	vs. Liberty	L	53-70
November 30, 2013	vs. Arkansas Pine Bluff	W	72-65

2K Classic (Iowa City, Iowa, Syracuse, N.Y., & Fargo, N.D.)

November 14, 2014	at Iowa	L	56-90
November 16, 2014	at Syracuse	L	47-65
November 21, 2014	vs. Alcorn State	W	82-69
November 22, 2014	at North Dakota State	L	66-74

Continental Tire Las Vegas Classic (Dallas, Texas, Boulder, Colo., & Las Vegas, Nev.)

December 17, 2015	at SMU	L	72-105
December 19, 2015	at Colorado	L	53-95
December 22, 2015	vs. Nicholls State	L	81-84
December 23, 2015	vs. Louisiana Monroe	W	75-64

Barclays Classic (Manhattan, Kan., Richmond, Va., & Towson, Md.)

November 20, 2016	at Kansas State	L	67-89
November 22, 2016	at Richmond	L	52-65
November 25, 2016	vs. Robert Morris	L	48-62
November 26, 2016	vs. Stony Brook	L	66-76

Continental Tire Las Vegas Classic (Las Vegas, Nev.)

November 23, 2017	vs. Northern Arizona	W	76-66
November 24, 2017	vs. Rider	L	80-94

NCAA TOURNAMENT BOX SCORES

Hampton 58, Iowa State 57
West Regional - First Round
March 15, 2001
Boise, Idaho (Boise State Pavilion)

Travis Williams flipped in a 4-footer with 6.9 seconds remaining as 15th-seeded Hampton stunned No. 2 Iowa State 58-57 in the NCAA West Region. Williams took a feed from Marseilles Brown and moved the Pirates (25-6) into tournament history as the fourth 15-seed to beat a No. 2 seed since the tournament expanded to 64 teams in 1985.

Iowa State's Jamaal Tinsley took the ball down court, but missed the layup with 1.2 seconds to go, setting off a midcourt frenzy as the Pirates, their band, cheerleaders and fans swarmed the floor in celebration.

In one of the most memorable moments in tournament history, David Johnson carried coach Steve Merfeld halfway around the court as Merfeld furiously pumped his fists.

The Cyclones (25-6), who came within one game of the Final Four the previous year, left the court in shock.

Iowa State was outscored 14-2 in the final eight minutes, getting nothing after Martin Rancik's bucket gave the Cyclones a 57-48 lead with 7:01 remaining. The Pirates trailed by as many as 11 in the second half, but pulled to 57-54 with 2:53 left on a basket by Isaac Jefferson, then forced a turnover at the other end.

It was 57-56 with 1:44 to go when Brown split the lane for a layup, capping a fast break that started when Williams blocked a shot by Rancik.

The MEAC champion Pirates were making their first NCAA tournament appearance.

HAMPTON (58)

Player	MIN	FG	3FG	FT	REB	PF	A	BLK	ST	TP
HOWARD, LaSean	30	4-11	0-4	2-3	5	4	3	1	1	10
JEFFERSON, Isaac	38	2-2	0-0	1-5	4	3	1	0	1	5
WILLIAMS, Tarvis	29	7-13	0-0	2-6	13	4	0	6	0	16
BROWN, Marseilles	40	3-11	2-8	6-6	4	2	4	0	1	14
ADAMS, Tommy	37	2-12	0-6	2-2	0	1	2	0	2	6
DAVIS, Cleveland	22	3-5	1-2	0-0	4	2	0	1	1	7
HOWARD, Arthimus	3	0-0	0-0	0-0	0	0	0	0	0	0
JOHNSON, David	1	0-0	0-0	0-0	0	0	0	0	0	0
Team					3					
Totals	200	21-54	3-20	13-22	33	16	10	8	6	58
		.389	.150	.591						

IOWA STATE (57)

Player	MIN	FG	3FG	FT	REB	PF	A	BLK	STTP	
TINSLEY, Jamaal	36	4-11	1-3	0-4	4	2	8	1	5	9
RANCIK, Martin	31	5-13	0-0	0-2	8	4	0	1	0	10
SHIRLEY, Paul	31	4-10	0-0	2-2	8	4	0	0	1	10
HORTON, Kantrail	36	2-6	2-5	1-2	7	3	1	0	1	7
SULLIVAN, Jake	30	2-4	2-4	1-2	2	2	1	0	0	7
EVANS, Richard	9	2-2	0-0	0-0	4	1	0	0	0	4
POWER, Shane	21	3-8	0-2	2-4	5	0	0	0	0	8
PEARSON, Tyray	6	1-3	0-0	0-0	1	3	0	0	0	2
Team					3					
Totals	200	23-57	5-14	6-16	42	19	10	2	7	57
		.404	.357	.375						

Score by Periods	1st	2nd	Total
Hampton	31	27	58
Iowa State	27	30	57

Turnovers: ISU 17, HU 15

Officials: Art McDonald, Jamie Jones, Michael Scyphers

Georgetown 76, Hampton 57
West Regional - Second Round
March 17, 2001
Boise, Idaho (Boise State Pavilion)

Kevin Braswell scored 15 points and Nat Burton added 13 as Georgetown beat Hampton 76-57 on Saturday, putting the No. 10 Hoyas (25-7) into the NCAA Tournament's round of 16 for the first time since 1996.

Fifteenth-seeded Hampton (25-7) wrecked office pools and became a sentimental favorite after shocking No. 2 Iowa State in the first round.

It took longer than they'd hoped, but the Hoyas used their superior size and deeper bench to bury overachieving Hampton with a 26-6 run over the last 10 minutes of the first half.

Tarvis Williams, who hit the game-winner against Iowa State, scored 16 and blocked eight shots to lead the Pirates, but he was smothered by Georgetown's centers - the 7-foot Ruben Boumtje and 6-foot-11 Wesley Wilson. LaSean Howard scored 14 and Marseilles Brown added 12 for the Pirates.

Georgetown allowed just one field goal over the last 10:53 of the first half, extending a 24-20 lead with a 14-0 run that included 3-pointers by Braswell and Lee Scruggs. Nat Burton got free underneath for two easy layups in the last minute and Georgetown led 42-22 at halftime.

HAMPTON (57)

Player	MIN	FG	3FG	FT	REB	PF	A	BLK	ST	TP
HOWARD, LaSean	29	3-11	0-1	8-10	4	1	0	0	2	14
JEFFERSON, Isaac	27	3-5	0-1	1-3	8	2	1	1	1	7
WILLIAMS, Tarvis	40	6-17	0-0	4-4	4	2	1	8	1	16
BROWN, Marseilles	39	3-8	1-5	5-7	4	2	4	0	1	12
ADAMS, Tommy	32	1-6	0-2	0-0	2	0	0	0	1	2
DIDLAKE, Donald	4	1-1	0-0	0-0	0	1	0	0	0	2
DAVIS, Cleveland	21	2-6	0-2	0-4	3	0	1	0	1	4
JAMES, Jamaal	1	0-0	0-0	0-0	0	1	0	0	0	0
PURVIS, Mackel	6	0-0	0-0	0-0	0	0	0	0	0	0
HOWARD, Arthiums	1	0-0	0-0	0-0	0	0	0	0	0	0
Team				2						
Totals	200	19-54	1-11	18-28	25	9	7	9	7	57
		.352	.091	.643						

GEORGETOWN (76)

Player	MIN	FG	3FG	FT	REB	PF	A	BLK	ST	TP
RILEY, Gerald	13	3-8	0-2	1-1	4	1	0	0	0	7
SWEETNEY, Mike	14	5-10	0-0	0-0	7	5	1	0	0	10
BOUMTJE, Ruben	28	2-8	0-0	4-4	9	4	0	3	0	8
HUNTER, Demetrius	12	1-3	0-0	0-0	1	3	0	0	0	2
BRASWELL, Kevin	36	6-14	3-4	0-0	8	3	6	0	3	15
FAULKNER, Omari	1	0-0	0-0	0-0	0	0	0	0	0	0
PERRY, Anthony	29	3-6	0-2	0-0	6	1	1	0	2	6
ROSS, Ramell	1	0-0	0-0	0-0	0	0	0	0	0	0
HILLIER, Trenton	4	0-2	0-1	0-0	0	0	0	0	0	0
SAMNICK, Victor	8	0-1	0-0	0-0	2	0	0	0	0	0
BURTON, Nat	25	6-7	0-0	1-2	5	2	1	0	1	13
SCRUGGS, Lee	11	4-8	1-1	0-0	2	4	0	1	0	9
WILSON, Wesley	18	3-8	0-0	0-0	5	1	1	1	0	6
Team				2						
Totals	200	33-75	4-10	6-7	49	24	10	5	6	76
		.440	.400	.857						

Score by Periods	1st	2nd	Total
Hampton	22	35	57
Georgetown	42	34	76

Turnovers: GU 12, HU 11

Officials: Thomas Wood, Andre Pattillo, Jamie Jones

2018-19 Hampton Men's Basketball

Connecticut 78, Hampton 67 East Regional - First Round March 15, 2002 Washington, D.C. (Verizon Center)

UConn managed to beat Hampton 78-67, despite a late scare from the East Region's No. 15 seed.

Up only four with three minutes to play, the Huskies were close to becoming the second No. 2 seed to fall to the Pirates in two years (Iowa State lost in the first round to Hampton the year before). But the Big East champions staged a 7-0 run to close out the game.

UConn received big games from Caron Butler (21 points, nine rebounds) and Emeka Okafor (12 points, 15 rebounds, five blocks). The Huskies shot 51 percent from the floor, while holding the Pirates to just over 35 percent shooting.

The Pirates hung around by forcing 15 turnovers and only committing eight themselves. Tommy Adams led all Hampton scorers with 23 points, and Isaac Jefferson pulled down a team-high 10 rebounds in the loss.

HAMPTON (67)

Player	MIN	FG	3FG	FT	REB	PF	A	BLK	ST	TP
JEFFERSON, Isaac	37	5-9	0-0	0-0	10	4	2	0	3	10
JOHNSON, David	30	3-6	0-0	3-6	7	2	2	0	0	9
GREEN, Devin	25	1-8	0-2	0-0	4	3	5	0	1	2
ADAMS, Tommy	35	7-19	5-12	4-4	0	2	3	0	3	23
PURVIS, Mackel	37	5-13	3-5	0-0	2	2	2	0	1	13
DIDLAKE, Donald	5	0-0	0-0	0-0	0	0	0	0	0	0
McNEAL, Dwayne	2	0-0	0-0	0-0	0	1	0	0	0	0
PITTS, Maurice	8	2-2	0-0	1-2	3	4	0	0	0	5
HAIRSTON, Barry	21	1-11	1-3	2-3	6	1	3	0	2	5
Team				2						
Totals	200	24-68	9-22	10-14	34	19	17	0	10	67
		.353	.409	.714						

CONNECTICUT (78)

Player	MIN	FG	3FG	FT	REB	PF	A	BLK	ST	TP
SELVIE, Johnnie	32	5-9	0-0	3-8	11	3	1	1	0	13
OKAFOR, Emeka	32	6-7	0-0	0-1	15	2	1	5	0	12
BROWN, Taliek	31	3-7	0-1	3-3	2	2	6	0	1	9
ROBERTSON, Tony	32	4-9	2-3	0-1	2	3	0	0	1	10
GORDON, Ben	20	3-6	2-4	2-2	1	1	2	0	3	10
BROWN, Justin	3	0-1	0-0	0-0	1	0	0	0	0	0
HAZELTON, Scott	1	0-0	0-0	1-2	0	0	1	0	0	1
HAYES, Mike10	0-0	0-0	2-2	1	0	0	0	0	2	
Team				1						
Totals	200	28-55	6-14	16-24	43	13	17	6	5	78
		.509	.429	.667						

Score by Periods	1st	2nd	Total
Hampton	35	32	67
Connecticut	46	32	78

Turnovers: HU 8, UC 15

Officials: Bill Vinovich, Bruce Hicks, Reginald Cofer

Monmouth 71, Hampton 49
Opening Round Game
March 14, 2006
Dayton, Ohio (University of Dayton Arena)

Playing their fifth game in seven days appeared to finally catch up with the Pirates; they allowed Monmouth to jump out to an early lead and eventually cruise to a 71-49 win in the opening-round game of the 2006 NCAA Tournament. Hampton finished the season 16-16, while the No. 16 Hawks (19-14) moved on to face top-seeded Villanova on Friday.

Hampton won four games in four days to win their third Mid-Eastern Athletic Conference title, but it was evident early on the Pirates were fatigued and it cost them.

With the score tied at 14 with 8:15 to play in the first half, Monmouth mounted a 3-point attack to blow the game open. Chris Kenny opened the barrage with three straight baskets from behind the arc, and Dejan Delic and Mike Shipman added their own 3-pointers to give the Hawks a 35-20 halftime lead.

Led by Kenny's five 3-pointers, Monmouth finished the half 7-of-13 from distance, while the Pirates went just 7-for-30 from the floor.

Hampton cut the Hawks' lead to 12 on a trey from senior Jeff Granger (10 points) with 18:44 left to play, but that was as close as the Pirates would get. Marques Alston and Delic again responded with shots from deep and the Monmouth lead was soon back up to 20 points.

From there, the Northeast Conference champions took advantage of the weary Pirates by repeatedly beating them with backdoor cuts and controlling the Pirates' offense with a matchup zone.

Kenny finished with a game-high 20 points, while Delic and Shipman added 14 and 11, respectively.

MEAC Tournament MVP Rashad West was the Pirates' leading scorer with 14 points. Jaz Cowan added 12 and a team-high nine rebounds.

MONMOUTH (71)

Player	MIN	FG	3FG	FT	REB	PF	A	BLK	ST	TP
DELIC, Dejan	27	5-11	2-8	2-2	2	1	0	0	0	14
ALSTON, Marques	31	3-6	1-3	0-1	8	1	6	2	0	7
HALLETT, Corey	14	1-3	0-0	0-0	3	1	0	2	1	2
AZZARELLI, Tyler	28	2-5	0-2	0-0	4	3	9	0	1	4
KENNY, Chris	32	7-14	6-9	0-0	3	1	1	0	0	20
NUNNER, Alex	2	0-0	0-0	0-0	0	0	0	0	0	0
COLEMAN, Whitney	16	0-3	0-0	0-0	3	1	2	0	0	0
SHIPMAN, Mike	20	5-9	1-4	0-0	1	0	0	0	0	11
JOHNSON, Tyson	2	1-1	0-0	0-0	1	0	0	0	0	2
BAZAZ, Steve	2	0-0	0-0	0-0	0	0	1	0	0	0
WILSON, Brent	5	1-3	0-0	2-3	5	2	1	1	0	4
BUNCH, John	21	2-6	0-0	3-3	6	1	1	5	0	7
Team				2						
Totals	200	27-61	10-26	7-9	38	11	21	10	2	71
		.443	.385	.778						

HAMPTON (49)

Player	MIN	FG	3FG	FT	REB	PF	A	BLK	ST	TP
WOODARD, Adrian	22	2-5	0-0	1-4	6	2	2	0	0	5
COWAN, Jaz	28	6-14	0-0	0-0	9	2	1	1	0	12
BROWN, Bruce	28	0-3	0-0	0-2	6	2	0	3	0	0
COLEMAN, Rodrick	24	0-4	0-1	0-0	1	0	2	0	2	0
GRANGER, Jeff	24	3-10	2-5	2-2	4	3	0	0	0	10
WILLIAMS, Matthew	18	2-7	0-2	0-0	0	0	2	0	0	4
WEST, Rashad	29	5-12	2-5	2-3	4	0	0	0	0	14
BEAN, Mike	2	0-0	0-0	0-0	1	1	0	0	0	0
MATTOX, Demario	6	0-2	0-1	0-0	1	0	0	0	1	0
PEHOUA, Lionel	2	0-1	0-0	0-0	0	0	0	0	0	0
SPENCER, Dewayne	9	0-2	0-1	2-2	1	0	0	0	0	2
PEHOUA, Junior	7	1-3	0-0	0-0	0	1	0	0	1	2
CLARK, Kevin	1	0-0	0-0	0-0	1	0	0	0	0	0
Team				8						
Totals	200	19-63	4-15	7-13	42	11	7	4	4	49
		.302	.267	.538						

Score by Periods	1st	2nd	Total
Monmouth	35	36	71
Hampton	20	29	49

Turnovers: MU 9, HU 13

Officials: Paul Janssen, Duke Edsall, Winston Stith

Duke 87, Hampton 45 West Region - Second Round March 18, 2011

Charlotte, N.C. (Time Warner Cable Arena)

The Hampton University men's basketball team saw its stellar 2010-11 season come to an end, as the Pirates fell to Duke 87-45 in the second round of the NCAA Men's Basketball Tournament at Time Warner Cable Arena.

The Pirates, who were seeded No. 16 in the West Region, had their five-game winning streak snapped by top-seeded Duke and ended the season 24-9. Duke handed the Pirates their most lopsided loss of the season, as Hampton tied its season low in points scored and set a season high in points allowed.

Junior guard Darrion Pellum and senior forward Charles Funches each led Hampton with nine points, while senior guard Brandon Tunnell and junior guard Mike Tuitt each poured in six points.

Funches also pulled down a team-high seven rebounds, while Tuitt had all four of the Pirates' assists.

The Pirates shot 34.5 percent (19-for-55) from the floor, while making four of 14 3-pointers and only making seven trips to the free throw line. Despite being out-rebounded, Hampton held an 11-8 edge in second-chance points.

The Blue Devils shot 53.3 percent (32-for-60) from the floor, hitting nine of 19 3-pointers and going 14-for-16 from the free throw line. Duke held a 38-29 rebounding edge over the Pirates, and Duke scored 27 points off 17 Hampton turnovers.

Kyrie Irving, seeing his first action since December, led Duke with 14 points off the bench, while Dawkins added 13 points. Mason Plumlee poured in 12 points and Kyle Singler added 11 points.

Miles Plumlee pulled down a team-high 13 rebounds, 11 of which came in the first half.

Hampton 45 • 24-9		Official Basketball Box Score - Game Totals - Final Statistics Hampton vs Duke 3/18/11 3:16 p.m. at Charlotte, N.C. (Time Warner Cable Arena)												
No.	Player	Total			Rebounds			PF	TP	A	TO	BK	SH	Min.
		FG-EGA	FG-EGA	FT-FTA	Off	Def	Total							
04	AGBELESE, Danny	f	1-2	0-0	0-0	2	0	2	2	2	0	0	0	12
20	FUNCHESE, Charles	f	4-11	1-2	0-0	1	6	7	2	9	0	3	1	35
01	PELLUM, Darrion	g	4-12	1-6	0-0	1	4	5	3	5	0	5	0	35
05	TUNNELL, Brandon	g	3-7	0-0	0-0	0	1	1	3	6	0	5	0	20
32	MORGAN, Kwame	g	1-6	1-4	0-0	0	2	2	2	3	0	0	0	27
11	TUITT, Mike	g	3-8	0-0	0-1	0	2	2	1	6	4	3	0	20
15	DUNNING, Wesley	f	0-1	0-0	1-2	0	2	2	1	1	0	0	0	8
22	TOLSON, Christopher	f	2-6	1-3	0-0	0	0	0	1	5	0	0	0	19
33	REED, Kwon	f	1-1	0-0	2-4	1	2	3	2	4	0	0	0	19
50	LOLA-CHARLES, Milade	f	0-1	0-0	0-0	1	0	1	0	0	0	0	0	5
Team						3	1	4						
Totals			19-55	4-14	3-7	9	20	29	17	45	4	17	1	200
FG % 1st Half:		18-31	58.1%	2nd half:	8-24	33.3%	Game:	19-55	34.5%					
3FG % 1st Half:		8-6	133.3%	2nd half:	4-8	50.0%	Game:	4-14	28.6%	Duke				
FT % 1st Half:		2-4	50.0%	2nd half:	1-3	33.3%	Game:	3-7	42.9%	Rebounds				
										2				
Duke 87 • 21-4														
No.	Player	Total			Rebounds			PF	TP	A	TO	BK	SH	Min.
		FG-EGA	FG-EGA	FT-FTA	Off	Def	Total							
05	Mason Plumlee	f	5-7	0-0	2-3	2	3	5	1	12	1	1	1	22
12	Kyle Singler	f	4-9	1-3	2-3	1	2	3	1	11	1	3	0	24
21	Miles Plumlee	f	3-4	0-0	2-2	4	9	13	0	8	1	1	1	22
02	Nolan Smith	g	3-7	1-2	2-2	0	2	2	1	9	7	1	0	24
30	Seth Curry	g	3-5	3-5	0-0	0	0	0	1	9	3	0	0	21
01	Kyrie Irving	g	4-8	2-2	4-4	0	4	4	2	14	1	2	1	20
03	Tyler Thomson	f	1-1	0-0	0-0	0	0	0	1	2	2	0	0	13
15	Josh Hairston	f	1-1	0-0	1-1	0	2	2	0	3	0	0	0	13
20	Andre Dawkins	f	5-10	2-6	1-1	1	2	3	1	13	0	0	1	20
34	Ryan Kelly	f	3-8	0-1	0-0	1	3	4	3	6	1	1	0	17
52	Todd Zafronski	f	0-0	0-0	0-0	0	0	0	0	0	0	0	0	2
53	Casey Peters	f	0-0	0-0	0-0	0	0	0	0	0	0	0	0	2
Team						0	2	2						
Totals			32-60	9-19	14-16	9	29	38	11	87	17	9	4	200
FG % 1st Half:		14-30	46.7%	2nd half:	18-30	60.0%	Game:	32-60	53.3%					
3FG % 1st Half:		3-9	33.3%	2nd half:	6-10	60.0%	Game:	9-19	47.4%	Duke				
FT % 1st Half:		8-10	80.0%	2nd half:	6-6	100.0%	Game:	14-16	87.5%	Rebounds				
										1				
Officials: Venice Harris, Sean Corbin, Kevin S. Brill														
Technical foul: Hampton-None, Duke-None														
Attendance: 16823														
2nd Round, 2011 NCAA Tournament - West Region														
Team 2nd Half Points		1st	2nd	Total										
Hampton		22	23	45										
Duke		39	48	87										
Points		In	Off	2nd	Fast									
HAMPTON		28	8	11	9									
DUKE		44	27	8	14									
Lead FG - HAMPTON 2nd 02:28, DUKE 2nd 01:14														
Largest lead - HAMPTON None, DUKE by 48 2nd 01:14														
Score tied - 0 times														
Lead changed - 0 times														

Hampton 74, Manhattan 64
 Midwest Region - First Four
 March 17, 2015
 Dayton, Ohio (UD Arena)

The momentum from winning the MEAC Tournament - four games in six days - carried over for the Hampton University men's basketball team at UD Arena, as the Pirates withstood a push from Manhattan to take a 74-64 win in the First Four.

The Pirates (17-17), having picked up their first NCAA Tournament win since 2001's historic upset of Iowa State, advanced to the second round in the Midwest Region - where overall No. 1 seed Kentucky awaited in Louisville, Ky.

Junior guard Reginald Johnson, fresh off his All-Tournament performance last week, led the Pirates with 15 points. So did guard Quinton Chievious, who battled his way to 15 points and a team-high 13 rebounds despite being banged up for much of the night.

Junior guard Brian Darden chipped in 13 points.

The Pirates, fresh off their fifth MEAC Tournament championship, shot 49.1 percent (26-for-53) from the floor and hit three of seven 3-pointers (42.9 percent). Hampton dished out assists on 20 of its 26 field goals.

Manhattan out-rebounded the Pirates 41-37, in part because the Jaspers shot just 37.1 percent (23-for-62) from the floor and went just 6-for-25 (24 percent) from behind the arc.

Shane Richards led the MAAC champion Jaspers (19-14) with 17 points.

HAMPTON PIRATES		Official Basketball Box Score - Game Totals - Final Statistics Hampton vs Manhattan 03/17/15 6:40 PM ET at University of Dayton Arena (Dayton, OH)				MID-EASTERN ATHLETIC CONFERENCE									
Hampton 74 - 17-17															
#	Player	Total			Rebounds			PF	TP	A	TO	Blk	Stl	Min	
		FG-FGA	3-PT	FT-FTA	Off	Def	Total								
30	PRESSLEY, Jerwon	4-6	0-0	0-1	0	4	4	3	8	0	1	2	1	20	
03	CHIEVOUS, Quinton	7-12	0-0	1-4	2	11	13	0	15	1	0	0	0	34	
11	POWERS, Deron	3-6	1-2	1-2	0	3	3	3	8	7	3	0	2	37	
14	DARDEN, Brian	3-6	1-2	6-6	1	1	2	4	13	4	4	0	1	27	
34	JOHNSON, Reginald	5-16	1-3	4-7	1	4	5	2	15	5	2	0	2	37	
02	KEY, Breon	0-0	0-0	2-4	0	0	0	2	2	0	0	0	0	3	
05	OKOROBA, Emmanuel	2-4	0-0	2-5	1	4	5	2	6	1	0	1	0	12	
21	BROWN, KeRon	1-2	0-0	3-5	1	1	2	3	5	0	2	0	0	17	
31	WILSON-FISHER, Charlie	1-2	0-0	0-0	0	3	3	0	2	2	2	0	0	13	
Team					0										
Totals		26-53	3-7	19-34	6	31	37	19	74	20	14	3	6	200	
FG % 1st Half: 15-30 50.0%		2nd half: 11-23 47.8%		Game: 26-53 49.1%		Detail									
3FG % 1st Half: 3-6 50.0%		2nd half: 0-1 0.0%		Game: 3-7 42.9%		Rebounds		7							
FT % 1st Half: 5-13 38.5%		2nd half: 14-21 66.7%		Game: 19-34 55.9%											
Manhattan 64 - 19-14															
#	Player	Total			Rebounds			PF	TP	A	TO	Blk	Stl	Min	
		FG-FGA	3-PT	FT-FTA	Off	Def	Total								
00	RICHARDS, Shane	6-16	4-14	1-2	0	4	4	3	17	4	1	0	1	34	
01	PANKEY, Ashton	3-11	0-0	3-6	3	4	7	4	9	0	3	1	0	16	
13	ANDLIAR, Emory	5-12	0-1	1-2	1	7	8	4	11	1	6	0	0	27	
12	STORES, RaShawn	2-8	0-5	3-5	0	0	0	4	7	2	2	0	3	30	
33	KATES, Donovan	0-0	0-0	1-2	0	1	1	2	1	2	2	0	0	23	
02	WILSON, Tyler	0-1	0-0	0-0	1	1	2	3	0	4	1	0	1	18	
04	WATERMAN, Zane	2-4	1-1	0-0	2	2	4	2	5	0	2	1	0	9	
14	CRAWFORD, Calvin	3-6	1-2	0-0	0	4	4	0	7	1	0	1	0	14	
23	WILLIAMS, Rich	0-2	0-2	2-2	0	1	1	1	2	1	0	0	0	15	
32	ALLEN, Carlton	2-2	0-0	1-2	0	3	3	2	5	0	0	0	0	14	
Team					5										
Totals		23-62	6-25	12-21	12	29	41	25	64	15	17	3	5	200	
FG % 1st Half: 11-33 33.3%		2nd half: 12-29 41.4%		Game: 23-62 37.1%		Detail									
3FG % 1st Half: 3-13 23.1%		2nd half: 3-12 25.0%		Game: 6-25 24.0%		Rebounds		5							
FT % 1st Half: 6-13 46.2%		2nd half: 6-8 75.0%		Game: 12-21 57.1%											
Officials: Pat Adams, Doug Sloves, Marques Pettigrew (Jeff Clark)															
Technical Fouls: Hampton-None; Manhattan-None															
Attendance:															
2015 NCAA Division I Men's Basketball Championship - First Round															
Midwest Region															
Winner advances to play #1 Kentucky (Mar. 19 5:40 PM ET Louisville, KY)															
Score by periods		1st	2nd	Total					Points						
Hampton		38	36	74	In	Off	2nd	Fast							
Manhattan		31	33	64	Paint	TRD	Chance	Break	Rebds						
					HAMM	10	4	20	15						
					MAN	15	11	2	19						
Lead FG - HAMM 2nd 01:33, MAN 2nd 00:30.								Score tied - 0 times.							
Longest lead - HAMM by 12:16 (03:50), MAN None.								Lead changed - 0 times.							
HAMM foul for 39:11, MAN foul for 03:08. Game was tied for 00:49.															

Kentucky 79, Hampton 56 Midwest Region - Second Round March 19, 2015 Louisville, Ky. (KFC Yum! Center)

Given the run the Hampton University men's basketball team's been on over the course of a week and a half -- five games over the course of eight days and all the notoriety that came with it, one might wonder when the magic would run out.



Enter No. 1 overall seed Kentucky, which defeated the Pirates 79-56 in the second round of the NCAA Tournament.

Guard Quinton Chievous registered his seventh double-double of the season - and his second straight - scoring a team-high 22 points and grabbing 10 rebounds. Chievous, who went 7-for-14 from the floor, was the only Hampton player in double figures.

The Pirates (17-18) shot 28.8 percent (17-for-59) from the floor and hit four of 16 3-pointers.

Kentucky (35-0) shot 45.9 percent (28-for-61) from the floor and used its size advantage to hold a 51-31 edge on the glass. The Wildcats also held a 44-20 advantage in points in the paint and an 18-2 edge in second-chance points.

Karl-Anthony Towns led four Wildcats in double figures with 22 points and 11 rebounds.

		Official Basketball Box Score - Game Totals - Final Statistics Hampton vs KENTUCKY											
2/19/15 10:19 PM at KFC Yum! Center, Louisville, KY													
Hampton 66 - 17-18													
#	Player	Total FG-FGA	3-Ptr FG-FGA	FT-FTA	Rebounds	PF	TP	A	TO	Blk	Stl	Min	
					Off Def Tot								
30	PRESSLEY, Jensen	2-5	0-0	0-0	0 3 3	5	4	0	2	1	0	15	
03	CHIEVOUS, Quinton	7-14	1-3	7-8	1 9 10	3	22	0	0	0	1	34	
11	POMERS, Devon	1-9	0-3	0-0	0 1 1	2	2	2	2	0	2	32	
14	DARDEN, Brian	2-8	2-5	3-4	0 4 4	0	9	0	2	0	0	30	
34	JOHNSON, Reginald	2-9	0-1	5-7	1 1 2	1	9	0	3	0	4	33	
00	RALLS, Donald	0-1	0-1	0-0	0 0 0	0	0	0	0	0	0	1	
02	KEY, Bruce	1-1	1-1	0-0	0 0 0	0	3	0	0	0	0	1	
04	COOKS, Lawrence	0-1	0-0	2-2	0 0 0	0	2	0	0	0	1	2	
05	OKOROGA, Emmanuel	0-3	0-0	1-2	0 0 0	5	1	0	0	0	0	8	
13	HAYDEN, Gregory	0-0	0-0	0-0	0 0 0	0	0	0	0	0	0	1	
21	BROWN, Keffon	1-5	0-1	0-0	0 3 3	3	2	0	0	0	1	18	
31	WILSON-FISHER, Charle	0-2	0-1	0-0	1 2 3	2	0	0	2	1	0	11	
32	ADAMS, Donnie	1-1	0-0	0-0	3 1 4	1	2	0	0	1	0	14	
Team				0 1 1									
Totals		17-59	4-16	18-23	6 25 31	22	56	2	11	3	9	200	
FG % 1st Half:		8-29	27.6%	2nd Half:	9-30	30.0%	Game:	17-59	28.8%	Double Rebounds			
3FG % 1st Half:		1-3	33.3%	2nd Half:	3-8	37.5%	Game:	4-16	25.0%	3			
FT % 1st Half:		5-8	62.5%	2nd Half:	13-15	86.7%	Game:	18-23	78.3%				
KENTUCKY 79 - 35-0													
#	Player	Total FG-FGA	3-Ptr FG-FGA	FT-FTA	Rebounds	PF	TP	A	TO	Blk	Stl	Min	
					Off Def Tot								
12	TOWNS, Karl-Anthony	8-12	0-0	5-6	3 8 11	2	21	0	0	3	0	25	
15	CAULEY-STEIN, Cauley	1-5	0-0	5-8	6 5 11	3	7	2	2	2	0	20	
41	LYLES, Trey	5-10	0-1	0-1	1 5 6	1	10	2	0	0	1	25	
02	HARRISON, Aaron	0-5	0-2	3-5	0 7 7	1	3	3	2	0	0	23	
05	HARRISON, Andrew	4-7	2-3	4-4	0 4 4	2	14	3	0	0	1	27	
00	LEE, Marcus	2-3	0-0	0-0	0 2 2	2	4	1	1	0	0	18	
01	BOOKER, Devin	1-5	0-2	0-0	0 1 1	3	2	1	0	0	2	14	
03	ULIS, Tyler	4-7	1-2	2-2	0 4 4	1	11	3	4	0	3	28	
13	MALONE, Sean	0-0	0-0	0-0	0 0 0	0	0	0	0	0	0	1	
21	LANTER, Tom	0-0	0-0	0-0	0 0 0	0	0	0	0	0	0	1	
34	FLORENAL, EJ	0-0	0-0	0-0	0 0 0	0	0	0	1	0	0	1	
25	HAWKINS, Dominique	0-0	0-0	0-0	0 0 0	0	0	0	0	0	0	2	
32	LONG, Brian	0-0	0-0	0-0	0 0 0	0	0	0	0	0	0	1	
35	WILLIS, Derek	0-0	0-0	0-0	0 1 1	1	0	0	1	0	0	2	
44	JOHNSON, Dukari	3-5	0-0	1-2	1 1 2	2	7	0	2	0	0	12	
Team				2 0 2									
Totals		28-61	3-10	20-28	13 36 51	18	79	15	13	5	7	200	
FG % 1st Half:		14-32	43.8%	2nd Half:	14-29	48.3%	Game:	28-61	45.9%	Double Rebounds			
3FG % 1st Half:		1-6	16.7%	2nd Half:	2-4	50.0%	Game:	3-10	30.0%	3			
FT % 1st Half:		12-17	70.6%	2nd Half:	8-11	72.7%	Game:	20-28	71.4%				
Officials: Mike Greenstein, Tim Comey, Paul Steis.													
Technical fouls: Hampton-None. KENTUCKY-None.													
Attendance: 21828													
Score by periods				1st	2nd	Total							
Hampton				22	34	56							
KENTUCKY				41	38	79							
Last FG - HAMM 2nd-01:34, UK 2nd-01:02.							Points in Paint		OF	2nd	Fast	Reb	
Largest lead - HAMM by 1 1st-17:45, UK by 35 2nd-12:46.							28	16	2	4	10		
HAMM led for 02:29, UK led for 38:31. Game was tied for 01:00.							44	16	18	2	28		
							Score tied - 1 time.						
							Lead changed - 2 times.						

Virginia 81, Hampton 45
 Midwest Region - First Round
 March 17, 2016
 Raleigh, N.C. (PNC Arena)

Given the run the Hampton University men's basketball team's been on over the course of a week and a half -- five games over the course of eight days and all the notoriety that came with it, one might wonder when the magic would run out.

Enter No. 1 overall seed Kentucky, which defeated the Pirates 79-56 in the second round of the NCAA Tournament.

Guard Quinton Chievous registered his seventh double-double of the season - and his second straight - scoring a team-high 22 points and grabbing 10 rebounds. Chievous, who went 7-for-14 from the floor, was the only Hampton player in double figures.

The Pirates (17-18) shot 28.8 percent (17-for-59) from the floor and hit four of 16 3-pointers.

Kentucky (35-0) shot 45.9 percent (28-for-61) from the floor and used its size advantage to hold a 51-31 edge on the glass. The Wildcats also held a 44-20 advantage in points in the paint and an 18-2 edge in second-chance points.

Karl-Anthony Towns led four Wildcats in double figures with 22 points and 11 rebounds.

MID-EASTERN ATHLETIC CONFERENCE		Official Basketball Box Score - Game Totals - Final Statistics										HAMPTON PIRATES			
Hampton vs Virginia															
3/17/16 8:10pm at Raleigh, NC															
Hampton 45 - 21-11															
#	Player	Total		3-Ptr		Rebounds			PF	TP	A	TO	Blk	Stl	Min
		FG-FGA	FG-FGA	FT-FTA	Off	Def	Total								
02	CHIEVOUS, Quinton	7-13	2-4	1-2	1	2	3	1	2	3	0	0	0	1	31
04	COOKS, Lawrence	0-3	0-1	2-2	2	5	7	3	2	2	0	0	0	0	33
14	DARREN, Brian	3-11	1-6	0-0	0	2	2	0	7	0	0	0	0	0	36
32	ADAMS, Dionte	0-2	0-0	0-0	1	0	1	1	0	0	1	0	0	0	20
34	JOHNSON, JR, Reginald	4-13	0-6	2-2	1	0	1	1	10	2	3	0	0	0	37
12	MILLER, Imani	0-0	0-0	0-0	0	0	0	0	1	0	0	0	0	0	3
15	AUGHEBURNS, Brandon	0-1	0-0	0-0	0	0	0	0	0	0	0	0	0	0	1
22	BARNES, Trevond	0-1	0-0	0-0	1	0	1	0	0	0	0	0	0	0	3
25	MITCHELL, Akin	0-0	0-0	0-0	0	2	2	1	0	0	0	0	0	0	6
30	PRESSLEY, Jervon	2-6	0-0	1-2	1	7	8	3	5	0	3	0	0	0	18
31	WILSON-FISHER, Charlie	1-3	0-1	2-2	0	1	1	0	4	0	0	0	0	0	7
50	FISHER, Kain	0-3	0-1	0-0	0	0	0	0	0	0	0	0	0	0	5
Team						2		3		5					
Totals		17-56	3-19	8-10	9	22	31	11	45	4	7	0	1	20	
FG % 1st Half: 8-27		29.6%	2nd half: 9-29	31.0%	Game: 17-56		30.4%						Default		
3FG % 1st Half: 2-11		18.2%	2nd half: 1-8	12.5%	Game: 3-19		15.8%						Rebounds		
FT % 1st Half: 5-6		83.3%	2nd half: 5-6	83.3%	Game: 8-10		80.0%						1		
Virginia 81 - 27-7															
#	Player	Total		3-Ptr		Rebounds			PF	TP	A	TO	Blk	Stl	Min
		FG-FGA	FG-FGA	FT-FTA	Off	Def	Total								
00	Hall, Devon	0-2	0-2	0-0	0	3	3	2	0	2	1	0	0	0	26
13	Gill, Anthony	8-13	0-0	3-3	2	5	7	2	19	4	1	0	2	27	
15	Bragdon, Malcolm	4-9	2-6	1-1	1	1	2	1	11	4	0	0	1	28	
21	Wilkins, Isaiah	3-4	0-0	0-2	2	2	4	0	6	2	1	2	0	17	
32	Percantes, Landon	4-9	4-8	0-0	0	4	4	2	12	4	0	0	0	30	
04	Skayok, Marial	4-6	2-3	0-0	0	1	1	2	10	2	2	0	0	12	
10	Tolley, Mike	4-6	0-0	0-0	0	6	6	4	8	0	0	3	0	15	
11	Nolte, Evan	2-5	2-4	0-0	0	3	3	1	6	0	0	1	1	16	
34	Kayvan, Caid	0-0	0-0	0-0	0	1	1	0	0	0	0	0	0	2	
31	Reuter, Jared	0-0	0-0	0-0	0	0	0	0	0	1	0	0	0	3	
33	Stall, Jack	1-1	0-0	1-2	0	0	0	0	3	0	0	0	0	3	
34	Jones, Jeff	0-1	0-1	0-0	0	0	0	0	0	0	0	0	0	2	
51	Thompson, Davies	2-2	2-2	0-0	0	0	0	0	6	1	0	1	0	19	
Team						1		5		6					
Totals		32-58	12-25	5-8	6	31	37	14	81	20	5	7	4	20	
FG % 1st Half: 16-28		57.1%	2nd half: 16-30	53.3%	Game: 32-58		55.2%						Default		
3FG % 1st Half: 7-13		53.8%	2nd half: 5-12	41.7%	Game: 12-25		48.0%						Rebounds		
FT % 1st Half: 1-1		100.0%	2nd half: 4-7	57.1%	Game: 5-8		62.5%						1		
Officials: Eric Curry, Earl Walton, Bill McCarthy															
Technical Fouls: Hampton-None, Virginia-None															
Attendance:															
Scores by periods		1st	2nd	Total											
Hampton		21	24	45											
Virginia		40	41	81											
Points		In	Off	2nd	Fast										
HAMM		28	4	8	6										
VA		26	9	13	4										
Last FG - HAMM 2nd-02:13, VA 2nd-01:10.															
Largest lead - HAMM by 4 1st-17:32, VA by 36 2nd-01:10.															
HAMM foul for 0:33, VA foul for 34:54. Game was foul for 00:33.															
Score tied - 0 times.															
Lead changed - 2 times.															

HAMPTON & THE NCAA TOURNAMENT

INDIVIDUAL NCAA GAME RECORDS

		Name	Opponent	Date
Points	23	Tommy Adams	Connecticut	March 15, 2002
Rebounds	13	Quinton Chievous	Manhattan	March 17, 2015
		Tarvis Williams	Iowa State	March 15, 2001
Field Goals Made	7	Quinton Chievous	Manhattan	March 17, 2015
		Quinton Chievous	Kentucky	March 19, 2015
		Tommy Adams	Connecticut	March 15, 2002
		Tarvis Williams	Iowa State	March 15, 2001
Field Goals Attempted	19	Tommy Adams	Connecticut	March 15, 2002
3-Pointers Made	5	Tommy Adams	Connecticut	March 15, 2002
3-Pointers Attempted	12	Tommy Adams	Connecticut	March 15, 2002
Free Throws Made	8	LaSean Howard	Georgetown	March 17, 2001
Free Throws Attempted	10	LaSean Howard	Georgetown	March 17, 2001
Assists	7	Deron Powers	Manhattan	March 17, 2015
Blocks	8	Tarvis Williams	Georgetown	March 17, 2001
Steals	4	Reginald Johnson	Kentucky	March 19, 2015

NCAA TEAM RECORDS

Points Scored	67	vs. Connecticut	March 15, 2002
Rebounds	42	vs. Monmouth	March 14, 2006
Field Goals Made	26	vs. Manhattan	March 17, 2015
Field Goals Attempted	68	vs. Connecticut	March 15, 2002
3-Pointers Made	9	vs. Connecticut	March 15, 2002
3-Pointers Attempts	22	vs. Connecticut	March 15, 2002
Free Throws Made	19	vs. Manhattan	March 17, 2015
Free Throws Attempted	34	vs. Manhattan	March 17, 2015
Assists	20	vs. Manhattan	March 17, 2015
Blocks	9	vs. Georgetown	March 17, 2001
Steals	10	vs. Connecticut	March 15, 2002

