

PIRATES



2017 MEDIA GUIDE

HAMPTON

PIRATES™





BETHUNE-COOKMAN • COPPIN STATE • DELAWARE STATE • FLORIDA A&M
HAMPTON • HOWARD • MARYLAND EASTERN SHORE • MORGAN STATE
NORFOLK STATE • NORTH CAROLINA A&T STATE • NORTH CAROLINA CENTRAL
SAVANNAH STATE • SOUTH CAROLINA STATE

EDUCATING STUDENT-ATHLETES FOR THE GAME OF LIFE

Dennis Thomas, Ed.D., Commissioner

For more information on the MEAC, visit www.MEACSports.com

 FACEBOOK.COM/MEACSPORTS  @MEACSPORTS  @MEACSPORTS



TABLE OF CONTENTS

MEDIA INFORMATION			
Quick Facts	2	South Carolina State	61
Media Outlets	3	Howard	62
Covering the Pirates	4-5	2016 SEASON IN REVIEW	
		Team / Defensive Statistics	65
INSIDE HAMPTON		Game Highs	66-67
University President	7	Game By Game Statistics	67
Campus Profile	8	2016 Box Scores & Recaps	68-74
Campus Map	9	2016 All-MEAC Team	75
DEPARTMENT OF ATHLETICS		2016 MEAC Standings / Team Leaders	76-78
Athletic Administration	11-12	MEAC Individual Leaders	79-80
Academic Information	12	RECORD BOOK	
Staff Directory	13	Individual Records	82-88
Hampton Athletics Since 1990	14-16	Game & Season Records	89
Anderson Stadium	17	Hampton Conference / Statistical Champions	90
Strength & Conditioning / Pirates in the Community	18	The Last Time an Individual Had ...	91-92
City of Hampton	19	Pirates in the National Polls / Misc. Team Records	93
2017 OUTLOOK		All-Time Scores	94-98
Season Preview	21	Head Coaching Records	98
Numerical Roster	22	Home Openers / Season Openers / Homecoming Results	99
Alphabetical Roster	23	All-Time Series Record vs. Opponents	100-104
COACHES		All-Americans	105
Head Coach Connell Maynor	25-26	All-Time Roster	106-111
Assistants / Support Staff	28-32	POSTSEASON RESULTS	
MEET THE PIRATES		Postseason Game Recaps	113-115
Pirate Profiles	34-49	All-Time Playoff Results	115
MEAC		Playoff Team & Individual Records	116
Conference Profile	51-52		
MEAC Composite Schedule	52-53		
All-Preseason Team	53		
OPPONENTS			
Ohio / Delaware State	55		
Livingstone	56		
Monmouth / Savannah State	57		
Norfolk State	58		
Florida A&M	59		
Bethune-Cookman / North Carolina Central	60		

2017 HAMPTON UNIVERSITY FOOTBALL QUICK FACTS

GENERAL INFORMATION

Location: Hampton, Va.
City/Zip: Hampton, Virginia 23668
Founded: 1868
Enrollment: 4,768
Nickname: Pirates
Colors: Reflex Blue and White
Stadium (Capacity): Armstrong Stadium (12,000)
Surface: AstroTurf 3D Decade
Affiliation: NCAA Division I Football Championship Division
Conference: Mid-Eastern Athletic Conference
President: Dr. William R. Harvey
Athletics Director: Eugene Marshall, Jr.
Athletic Phone: (757) 727-5641

COACHING STAFF

Head Coach: Connell Maynor (North Carolina A&T '91)
Overall Record: 59-26 (7th Season)
Record at Hampton: 14-20 (4th Season)
MEAC Record: 12-12 (4th Season)
Football Office Phone: (757) 727-5322
Best Time/Day to Reach Coach: Contact SID

Assistant Coaches:

Michael Ketchum	Defensive Coordinator	(2nd Season Guilford College '78)
Duane Taylor	Offensive Coordinator/WR	(3rd Season Fayetteville State '05)
Jeep Hunter	Special Teams Coordinator/Safeties	(1st Season Catawba '91)
Jason Mai	RBs/Director of Ops.	(1st Season Southwest Minnesota St. '05)
Michael Ramseur	Offensive Line	(4th Season Mars Hill '98)
Tremayne Henry	Defensive Line	(3rd Season Mars Hill '94)
Kameron Smith	Quarterbacks	(3rd Season WSSU '13)
Marcus Dixon	Defensive Tackles	(1st Season Hampton '08)
Charles Huff	Defensive Backs	(1st Season Presbyterian '85)
Marcus Wade	Defensive Assistant	(4th Season Hampton '15)
Luke Butler	Strength & Conditioning	(5th Season Augustana '09)

TEAM INFORMATION

2016 Record: 5-6
2016 Conference Record/Finish: 5-3/T-3rd
Lettermen Returning/Lost: 45/24
Offensive Starters Returning/Lost: 6/5
Defensive Starters Returning/Lost: 5/6
Specialists Starters Returning/Lost: 0/7
Basic Offense: Multiple Pro Style
Basic Defense: 3-4

RETURNING LEADERS

Rushing	Att.	Yds.	Avg.	TD
Yahkee Johnson	135	763	5.7	4
Eric Carter	102	505	5.5	5

Passing	Comp.	Att.	Pct.	Yds.	TD/Int.
Keon Marsh	6	11	54.5	57	0/2
Brandon Cox	5	7	71.4	30	0/0

Receiving	Rec.	Yds.	Avg.	TD
Yahkee Johnson	22	192	8.7	1
Ronald Bell	11	76	6.9	0

Tackles	UT	AT	TT	TFL-Yards	Sacks-Yards
Steven Smith	25	36	61	10.5-47	4.5-25
Brendan Cole	23	31	54	1.5-4	-
Owen Obasuyi	12	29	41	6.0-13	2.0-6

HISTORY

First year of football: 1902
All-time bowl/playoff record: 1-8
Years in postseason play: 8
Last postseason appearance: 2006 (New Hampshire 41, Hampton 38)
All-time record: 559-426-34 (116 years)
All-time MEAC Record: 111-64 (21 years)



SPORTS INFORMATION

Football SID: Jim Heath
SID Office Phone: (757) 727-5757
SID Cell Phone: (757)-503-8107
SID Fax: (757) 727-5813
Email: james.heath@hamptonu.edu
Press Box Phone: (757) 727-5422
Website: www.hamptonpirates.com
SID Mailing Address: 210 Holland Hall
 Hampton, VA 23668

SOCIAL MEDIA

Website: www.hamptonpirates.com
Twitter: @HUAthletics1868 | @Hampton_FB
Facebook: Hampton Athletics Sports Information
Instagram: HamptonPirates
YouTube: Hampton Sports Info

2017 Schedule

Date	Opponent
9/2	at Ohio University
9/8	Delaware State
9/16	Livingstone
9/23	Monmouth
10/7	at Savannah State
10/14	at Norfolk State
10/21	Florida A&M
10/28	at Bethune-Cookman
11/4	North Carolina Central
11/11	at S. Carolina State
11/18	Howard

2016 Results

Date	Opponent	Res.	Score
Sept. 5	Kentucky State	W	35-20
Sept. 4	at Old Dominion	L	21-54
Sept. 10	William & Mary	L	14-24
Sept. 17	vs. Howard	W	34-7
Sept. 29	at North Carolina A&T	L	9-31
Oct. 8	at Delaware State	W	27-17
Oct. 15	Morgan State	W	21-12
Oct. 22	at Florida A&M	L	14-31
Oct. 29	S. Carolina State	W	28-26
Nov. 12	Savannah State	W	28-24
Nov. 19	Norfolk State	L	10-17
Nov. 26	at Coastal Carolina	L	7-26

LOCAL/STATE/NATIONAL PRINT

Daily Press
Dave Johnson
7505 Warwick Blvd.
Newport News, VA 23607
757-247-4963 ext. 4649
757-247-9420 (FAX)
djohnson@dailypress.com

The Virginian-Pilot
David Hall
150 W. Brambleton Ave.
Norfolk, VA 23509
757-446-2366
757-533-9004 (FAX)

Richmond Times-Dispatch
John O'Connor
300 E. Franklin St.
Richmond, VA 23219
804-649-6233
804-775-8085 (FAX)
joconnor@timesdispatch.com

The Progress-Index
John Coscia
15 Franklin St.
Petersburg, VA 23803-4514
804-732-3456
804-732-8417 (FAX)
newsroom@progress-index.com

New Journal & Guide
Leonard Colvin
P.O. Box 209
Norfolk, VA 23501
757-543-6531
757-543-7620 (Fax)
njournalg@earthlink.net

The Roanoke Times
Bill Bern
P.O. Box 2491
Roanoke, VA 24010-2491
540-981-3128
540-981-3346 (FAX)
bill.bern@roanoke.com

Suffolk News Herald
Niqko Marshall
P.O. Box 1220
Suffolk, VA 23434-1220
757-934-96137
757-539-8804 (FAX)
niqko.marshall@suffolknewsheald.com

The Associated Press
Hank Kurz
700 E. Main St.
Suite 1380
Richmond, VA 23219-2619
804-643-6646
804-643-6223 (FAX)
hkurz@ap.org

USA Today
Tom O'Toole
7950 Jones Branch Dr.
McLean, VA 22108
703-854-5354
703-854-2078 (FAX)
totoole@usatoday.com

AREA TELEVISION

WAVY-TV 10 (NBC)
Nathan Epstein
300 Wavy St.
Portsmouth, VA 23704
757-673-5370
757-397-8279 (FAX)
nathan.epstein@wavy.com

WVEC-TV 13 (ABC)
Scott Cash, Sports Director
613 Woodis Ave.
Norfolk, VA 23510-1017
757-628-6215
757-628-5855 (FAX)
scash@wvec.com

WTKR-TV 3 (CBS)
Mitch Brown
720 Boush St.
Norfolk, VA 23510-1502
757-446-1361
757-446-1376 (FAX)
mitchell.brown@wtkr.com

LOCAL RADIO

WHOV (88.1 FM)
Jay Lang
Hampton University
Hampton, VA 23668
757-727-5407
757-727-5472 (FAX)
Hardy.lang@hamptonu.edu

ESPN Radio 1310
5589 Greenwich Rd.
Suite 200
Virginia Beach, VA 23462
757-671-1313

757-671-1000 (FAX) ext. 252

The Game 102.1 FM/1490 AM
Buck Albritton
232 Business Park Dr.
Suite 120
Virginia Beach, VA 23462
757-747-1021

From The Press Box To Press Row
Donal Ware
145 Ruth Circle
Fuquay-Varina, NC 27526
919-567-0583
919-567-0670 (Fax)

ADDITIONAL MEDIA

Sports Network
Craig Haley
2200 Byberry Rd., Suite 200
Hatboro, PA 19040
800-227-7249
800-227-0803 (FAX)
chaley@sportsnetwork.com

SportsTicker
Doug Mittler
Harborside Financial Center
800 Plaza Two
Jersey City, NJ 07311
doug.mittler@sportsticker.com

College Sporting News
Erin Wallace
5100 Ravenswood, Suite 100
Chicago, IL 60640
847-675-5988
erin.wallace@collegesportingnews.com

Sheridan Broadcasting Network
Ty Miller
966 Penn Avenue
Suite 200
Pittsburgh, PA 1522-3811
412-456-4211
412-456-4040 (fax)
tmiller@sbnol.com

MID-EASTERN ATHLETIC CONFERENCE

MEAC Office
Ryan McGinty
2730 Ellsmere Ave.
Norfolk, VA 23513
757-951-2055
757-951-2077 (FAX)





The Hampton University 2017 Football Media Guide has been designed for use by local and national media and Pirate fans. Additional information including press releases, photos, and video footage is available by request to accredited media outlets. Any questions not covered in this publication can be directed to the Hampton University Sports Information Office.

CREDENTIALS

Credentials for Hampton University home games are issued to working media only and must be visible at all times for access to the press box. Requests should be made as soon as possible, in writing and on company letterhead to Maurice Williams, Director of Sports Information at 210 Holland Hall, Hampton, Virginia 23668 or via email at maurice.williams@hamptonu.edu. Season credentials will be granted to daily newspapers and television/radio stations that cover the Pirates on a regular basis. Other media outlets will be granted credentials on a single-game, space available basis at the discretion of the Sports Information Office. Requests for single-game credentials should arrive no later than 48 hours prior to the day of the game.

Credentials will be mailed if time permits or can be picked up at the Sports Information Office, Room 210 Holland Hall, until 2:00 p.m. the day before the game. Otherwise, they will be left at the press will-call at Armstrong Stadium.

FOOTBALL PRACTICE

Hampton University football practices are open to the media. Coach Maynor will meet with interested media 15 minutes prior to or immediately following practice. Please contact the Sports Information Office if you plan to attend. A member of the Pirates Sports Information staff will assist in gathering requested players for interviews.

INTERVIEW POLICIES

WEEKLY PRESS CONFERENCE

Coach Maynor plays host to a weekly media conference on Wednesday's at Noon in the Team Room of Armstrong Stadium. He will highlight the previous week's contest and also preview the upcoming opponent. In addition, Pirate student-athletes will also be in attendance and available for one-on-one interviews.

INTERVIEWING COACH MAYNOR

All media outlets that are unable to attend the weekly press conference may arrange an interview with Coach Maynor through the Sports Information Office. Please arrange all interviews at least 24 hours in advance. Interviews will be conducted either prior to or at the conclusion of practice; no interviews will be conducted during practice.

PLAYER INTERVIEWS

Players are available for interviews in person throughout the week. All player interviews should be arranged through the Sports Information Office and at least 24 hours in advance. All interviews will be conducted when the players' schedules allow. Hampton University players will not accept calls from the media in their rooms or on their personal phones.

POSTGAME INTERVIEWS

Following a brief cooling-off period, Coach Maynor and requested Hampton players will be brought to the interview area in Armstrong Stadium. Requests for players will be collected in the press box, midway through the fourth quarter. The locker room and training area are closed to the media.



PRESS PARKING

Press parking passes are available upon request on a limited basis and must be picked up at least 24 hours in advance of the weekly contest. Press parking is located in Lot #5 adjacent to the Football Stadium or Lot #11 adjacent to the Hampton University Convocation Center. Press parking credentials must be visible in the front window at all times. Passes cannot be transferred or replaced.

PRESS BOX SERVICES

Programs, flip cards, statistics and game notes will be provided before each game. A play-by-play will be distributed at the conclusion of each quarter. Halftime statistics also will be available. Complete team and individual statistics and scoring summary will be provided after the game, a light meal will be served during halftime of each game and soft drinks are available throughout the contest.

WEST PRESS BOX (Home Side)

LEVEL 1 – Working area for scoreboard operator, clock operators, video board operator and television commentators. This level also includes the Director of Athletics' booth.
LEVEL 2 – President's Suite

EAST PRESS BOX (Visitor's Side)

LEVEL 1 – This area is reserved for working media and sports information personnel.
LEVEL 2 – Working area for coaches and visiting and home team radio stations.

PHOTOGRAPHERS

Photographers will not be allowed on the sideline without a visible credential issued by the Hampton University Sports Information Office. Under NCAA and Mid-Eastern Athletic Conference guidelines, photographers are not allowed between the 25-yard lines. Credential holders not working will be asked to leave the sidelines. A representative of the Sports Information Office will be on the field to handle any questions and serve as a field liaison to the press box staff.

RADIO BROADCASTING

All visiting radio stations wishing to broadcast a contest at Armstrong Stadium must contact the Sports Information Office at least two weeks prior to the game.

PIRATES ON THE WEB

The Hampton University athletic website is located at www.hamptonpirates.com. Up-to-date statistics, schedules and results on the Pirates' men's and women's varsity programs are located there.

MEAC TELECONFERENCE

The 11 MEAC Football coaches will be featured on a weekly teleconference each Tuesday from 10:00 a.m. until 11:43 a.m. Each Coach will have 10 minutes to make an opening statement and answer questions. Contact the MEAC Office at (757) 951-2055 for the dial in number to the teleconference.



INSIDE HAMPTON

2017 FOOTBALL MEDIA GUIDE

DR. WILLIAM R. HARVEY

Dr. William R. Harvey is President of Hampton University and 100% owner of the Pepsi Cola Bottling Company of Houghton, Michigan. A native of Brewton, Alabama, he is a graduate of Southern Normal High School and Talladega College. He earned his doctorate in College Administration from Harvard University in 1972. Before coming to Hampton thirty-six years ago, he held administrative posts at Harvard, Fisk, and Tuskegee universities.

As President of Hampton University since 1978, Dr. William R. Harvey has introduced innovations which have solidified Hampton's stellar position among the nation's colleges and universities. His innovative leadership is reflected in the growth and quality of the University's student population, academic programs, physical facilities, and financial base. His outstanding leadership skills are exemplified by the appointment of fourteen former Hampton University administrators to CEO positions at other institutions during his tenure.

Since Dr. Harvey became President, student enrollment has increased from approximately 2,700 to a high of approximately 6,300. Seventy-six new academic programs have been introduced including PhD's in physics, pharmacy, nursing, atmospheric and planetary science, physical therapy, educational management, and business administration. During that time, 27 new structures have been built.

Dr. Harvey promotes a learning environment that encourages faculty research rivaling that of major research universities across the nation. Hampton University has built the first proton therapy cancer treatment center in the Commonwealth of Virginia—an unparalleled hub for cancer treatment, research, and technology. Weather satellites have been launched to study

noctilucent clouds to determine why they form and how they may be related to global climate change. From Alzheimer's research and alternative fuels to nanodevices combining diagnostic and therapeutic functions for early diagnosis and treatment of arthritis, under the competent leadership of President Harvey, Hampton University is poised to become a leader in research and technology not only in the Hampton Roads area and Virginia, but nationwide. These new programs, together with existing ones, have placed and kept Hampton on the cutting edge of higher education.

An astute businessman, the budget has been balanced with a surplus every year of his presidency. Dr. Harvey initiated a university-owned commercial development consisting of a shopping center and 246 two-bedroom apartments. All after-tax profits from the Hampton Harbor Projects are primarily utilized for student scholarships. Additionally, the Project creates jobs, provides services, has increased the number of African-American entrepreneurs, and expanded the tax base in the City of Hampton.

As a fundraiser, he is considered one of the best in the country. When Dr. Harvey became President, Hampton's endowment was at \$29 million. Today, that endowment stands in excess of \$290 million.

His achievements have been recognized through inclusion in Personalities of the South, Who's Who in the South and Southeast, Who's Who in Black America, Who's Who in Education, International Who's Who of Intellectuals, Two Thousand Notable Americans, Who's Who in Business and Finance, and Who's Who in America.

Dr. Harvey is married to the former Norma Baker of Martinsville, Virginia, and they have three children—Kelly Renee, William Christopher, and Leslie Denise—and three grandchildren—Taylor, Gabrielle, and Lauren.



Hampton University, a dynamic, progressive institution of higher education, is a privately-endowed, non-profit, non-sectarian, co-educational, historically black university. It is located in southeastern Virginia and boasts one of the loveliest campuses in the nation, with a picturesque waterfront and historic buildings and landmarks.

Through global scientific collaborations, cutting-edge research projects and increased technological enhancements on the campus, Hampton University has emerged as a leading research institution of higher education. The growth of Hampton University's academic reputation has brought unprecedented opportunities for university scientists to collaborate on world-wide research projects, including launching satellites, helping to detect breast cancer, developing a fiber-optic nerve system for artificial limbs, probing the earth's atmosphere and learning about the basic formation of the universe. Few other universities of our size can offer comparable research facilities, research partnerships and student and faculty-initiated research projects.


The Hampton University Proton Therapy Institute (HUPTI), a \$225 million effort located in the Hampton Roads Center South business park in the city of Hampton, began treating patients in August 2010. HUPTI is the largest free-standing proton therapy institute in the world. HUPTI is a state-of-the-art research and training facility as the first proton center in the nation to provide proton-specific medical career training at a variety of levels.

Hampton University offers its students an education for life. The University was founded in 1868 by General Samuel Chapman

Armstrong as Hampton Normal and Agricultural Institute, designed to educate the newly-emancipated African Americans, and has grown into a comprehensive University offering a broad range of technical, liberal arts, pre-professional, professional and graduate degree programs.

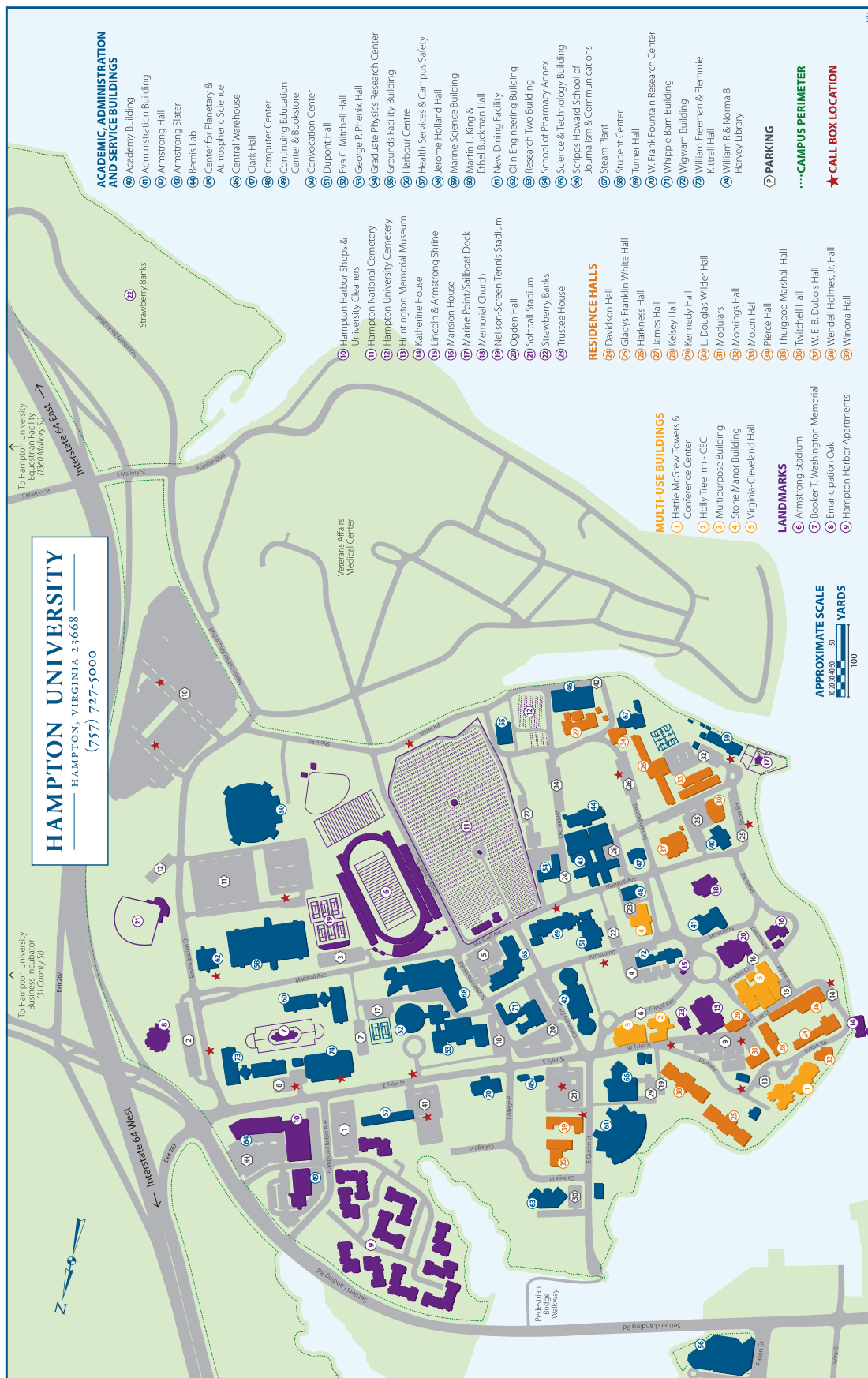
The University is comprised of eight schools, the schools of Business, Education and Human Development, Engineering and Technology, Liberal Arts, Nursing, Pharmacy, Science and the Scripps Howard School of Journalism and Communications, a Graduate College, the University College and the College of Virginia Beach. The University offers 49 bachelor's degree programs, 21 master's degree programs, and the doctoral or professional degree in nursing (Ph.D.), physics (Ph.D.), atmospheric and planetary sciences (Ph.D.), Business Leadership and Administration (Ph.D.), Educational Leadership and Management (Ph.D.) physical therapy (DPT), and pharmacy (Pharm.D.) The University is accredited by the Southern Association of Colleges and Schools and the Department of Education of the Commonwealth of Virginia. Various schools and departments within the University also maintain specialized accreditations of their own. The University holds membership in the Council of Graduate Schools, the Council of Independent Colleges in Virginia, and the American Council on Education.


Hampton University's cultural achievements are equally as impressive. The University Museum, founded in 1868, is the oldest African-American museum in the United States and one of the oldest museums in Virginia. A recent \$5 million renovation of an existing structure now houses the Museum's more than



9,000 objects, including traditional art from Africa, Asia, Native America and the Pacific; African-American fine arts; and objects relating to the history of the University. The Museum also includes archival holdings, which now total 10 million documents including works by 10 U.S. presidents; and the nation's first African American Poetry Archive, created in the summer of 1998. In addition, in 1996, the Museum acquired management and operation of The International Review of African American Art, the only publication devoted primarily to African-American art.







2017 FOOTBALL MEDIA GUIDE

ATHLETIC ADMINISTRATION

Eugene Marshall, Jr. – Director of Athletics



Starting his fourth year as Director of Athletics, Mr. Eugene Marshall, Jr. is the Chief Athletic Officer responsible for the day to day management, administration, and operations of Hampton University's 17 sports, 350 student-athletes, and 80 employees in the Department of Athletics. He also has

direct oversight for areas such as, Academic Support, Compliance/Eligibility, Business/Finance, Administration/Human Resources/Internal Operations, Facilities/Equipment Operations, Marketing / Promotions and Sponsorships, Strength & Conditioning, Athletic Training, Sports Information, Athletic Development/External Relations, and Hampton University Convocation Center (entertainment). Mr. Marshall is also entering his 32nd year in Intercollegiate Athletics and 30th in Athletic Administration.

A few of his major accomplishments have been, successfully restructuring the Internal Operations component for the Department of Athletics (Human Resources, Administration, Business/Finance). He initiated a formalized budgeting approval process which provided more transparency and accountability for the budgetary operations for the department. The launch of Hampton Nation, which is another fundraising component for Pirate Athletics, was designed to develop and implement a fundraising strategy for donations to the Department of Athletics nationwide, as well as compliment the Booster Club's fundraising efforts.

He helped spearhead the development of two new sports Women's Soccer and Men's Lacrosse. Women's Soccer was initiated to increase the number of Hispanic and other students to participate in this sport, which is an off-shoot of the Hispanic initiative developed by Hampton University President Dr. William R. Harvey. Men's Lacrosse was developed and designed to bring minority students to Hampton University as we follow Dr. William R. Harvey initiative to make Hampton University more diverse and inclusive University. With the start of Men's Lacrosse as Division I program, Hampton became the first Historical Black College and University to fill a division I program in this sport. The Pirates became the 70th Division I institution in this very inclusive team sport and thus receiving a lot of publicity for both Hampton University and Pirate Athletics through such media outlets as ESPN.

At the time of Marshall's arrival to Hampton University, the school was working on APR and academic concerns also with not having a good relationship with faculty. After reaching out to the faculty to hear their concerns about the academic concerns of the student-athletes, plans were implemented to reinforce Athletic standards as well as holding coaches accountable for the student-athletes that they recruit, retain, and graduate. Part of which keeps the coaches extremely careful not only in recruiting process but in their evaluation for non-renewal of athletic scholarships.

Also under his leadership, a plan and a strategy was developed to receive the NCAA Accelerated Academic Support grant for the enhancement and improvement of the academic performance of Hampton student-athletes. The school was awarded this grant for three years at \$675k (which equates \$225k a year) which provided the opportunity to hire new staff, purchase additional equipment, and allowed staff to travel with student-athletes which is referred to as "Classroom on the Road".

The \$675k grant over three years has provided Hampton with

the resources to change our ratio of two academic advisors for 350 student-athletes (175 per student –athlete/Academic Advisor ratio), which does not provide any room to be proactive we are constantly reacting to issues. With the four additional staff (58 per student-athlete/Academic Advisor ratio), allowing the academic support staff to reach out to student-athletes, faculty, and the many schools on campus (Registrar, Admissions, Financial Aid) to work with the University to provide the academic support that is needed to "Build Leaders and Champions".

Marshall has also implemented an additional layer of mid-term grade evaluations to assist all coaching staff involved in monitoring student-athletes that was having academic difficulties. In aggressively pursuing the NCAA Grant, it allowed Hampton to hire three additional Academic Advisors, one Eligibility Specialist, two additional Graduate Assistants, seven additional Tutors, as well as additional computers, lap tops and hot spots along with funding for academic advisors to travel with teams, which we call "Classroom on the Road".

This new plan has brought the academic and athletic initiatives together to form a good partnership within Hampton University. As a result of this relationship, athletics has received the following benefits:

- APR numbers have increased in all sports
- National recognition with APR for Men's Cross Country, Softball and Women's Tennis
- 93% of all student-athletes have a GPA of 2.0 or better
- 153 student-athletes out of 350 student-athletes have made the Dean's List
- 65 student-athletes have a GPA of 3.0 – 3.39
- 72 student-athletes have a GPA of 4.0 or higher
- 21 student-athletes are a part of Chi Alpha Sigma (National Honor Society for Student-athletes)
- 2017 Hampton University Commencement Valedictorian was a member of the women's track and field team.

Hampton has worked extremely hard to balance the scheduling of our Athletic Contest and the Academic with the student athletes. A plan that Marshall believes is a formula that has helped Hampton not only matriculate and graduate our student-athletes but also to be prepared to win championships. Hampton has won the following championships since the fall of 2014:

MEAC All-Sports Award

2014-15 Mary McLeod Bethune MEAC All-Sports Award

Men's Basketball

2015 MEAC Tournament Champs
2015 NCAA Division I Men's Basketball Tournament – Second Round
2015-16 MEAC Regular Season Champs
2016 MEAC Tournament Champs
2016 NCAA Division I Men's Basketball Tournament – First Round
2017 CBI Tournament

Men's Indoor Track and Field

2014 MEAC Indoor Champs
2016 IC4A Indoor Champs

Sailing

2014 MAISA Sailing Regional Qualifier
2015 MAISA Sailing Regional Qualifier
2016 MAISA Sailing Regional Qualifier
2016 ICSCA College Nationals Qualifier
2017 MAISA Sailing Regional Qualifier
2017 ICSCA College Nationals Qualifier

Softball

2017 MEAC Northern Division Champs

Volleyball

2014 MEAC Northern Division Champs
2014 MEAC Conference Champs
2014 NCAA Volleyball Tournament First Round

Women's Basketball

2014-15 MEAC Regular Season Champs
2015 WNIT Second Round
2017 MEAC Tournament Champs
2017 NCAA Division I Basketball First Round

Women's Indoor Track and Field

2015 MEAC Indoor Champs
2016 MEAC Indoor Champs

Women's Outdoor Track and Field

2014 MEAC Outdoor Champs

Women's Tennis

2017 MEAC Northern Division Champs

In his tenure, the renovation process of Athletic facilities has begun (Armstrong Stadium, Holland Hall, Convocation Center, Softball Field, new soccer field, new locker rooms for women's soccer and men's lacrosse along with jumbotron scoreboards for basketball and football). Hampton has stayed abreast on the Conference Realignment scene, as we prepare ourselves to find conference homes for our men's Lacrosse and Women's Soccer program along with assessing the overall conference landscape in Division I College Athletics.


An apparel agreement was negotiated with Under Armour under Marshall for all of Hampton's sport teams, which is the start of a great partnership between Under Armour, Hampton University and Pirate Athletics. Along with that is a multi-media partnership with Learfield sports, as Hampton strives to increase and improve our sponsorship opportunities for Pirate Athletics. All of which will also increase our revenue streams and assist us in our branding of Pirate Athletics.

Through the Sponsorship program, Hampton has generated \$203k a year each of the last three years and has generated additional revenue through athletic guarantees ticket sales, tailgate sales, internet broadcast/live stream, and grants (2015: \$1,400,000.00; 2016: \$1,825,404.08, and 2017: 2,206,336.99 with a total of \$5,644,741.00 over the three-year period). Hampton continues to increase and develop a stronger and wider constituency and fan base, by also working to increase our corporate and civic visibility within the Hampton Roads Community as well as the Commonwealth of Virginia under Marshall. Marshall was recently selected to the Men's Basketball College Invitational Tournament (CIT) committee.

Each Friday during the athletic year since the fall of 2014, Marshall hosts a radio show "Kicking It with the Coach" as a vehicle to reach out to the Hampton Roads Community on WHOV 88.1FM.

Novelle Dickson – Faculty Athletics Representative

Novelle Dickson is currently Assistant Professor of Political Science, Assistant Dean of the School of Liberal Arts and Education and Faculty Athletics Representative. Over the past three decades, Dickson has also served as Chair of the Department of Political Science and History, Interim Chair of the Department of Sociology, Interim Chair of the Department of Health, Physical Education and Recreation, Pre-Law Advisor, Faculty Representative to the Hampton University Board of Trustees,



of Liberal Arts and Education and Faculty Athletics Representative.

Dickenson is the recipient of the Christian R. and Mary Lindback Foundation Award for Distinguished Teaching.

Dickenson served as President of the Mid-Eastern Athletic Conference (MEAC), and is a former member of the National Collegiate Athletic Association (NCAA) Academic/Eligibility and Compliance Cabinet, including the Continuing Eligibility sub-committee. His long history of community involvement includes: Past First Vice President of the Hampton branch of the NAACP; Chairman of the Town and Gown Committee (Hampton, Va.); campaign manager for local and state elected officials; member and Steward of the Bethel African Methodist Episcopal Church (Hampton, Va.); and former president of the Delta Beta Lambda Chapter (Hampton, VA) of Alpha Phi Alpha Fraternity, Incorporated.

Dickenson is a graduate of Hampton Institute and Howard University.

Dickenson is married to the former Aphama Wallbrook, and they are the proud parents of three children: Omar, Sharifa and Andrew.

Paula Jackson – Assistant Athletic Director for Compliance / Senior Woman Administrator

Paula Jackson is entering her fourth year with the Hampton University Department of Athletics, where she will serve as the Assistant Director of Athletics for Compliance and Student Services / Senior Woman Administrator (SWA) – roles with which she is familiar in her career in collegiate athletics. She has been a catalyst of the revitalized APR program at



ACADEMIC SUPPORT FOR ATHLETES

Hampton University has a proud tradition of athletic excellence. In fact, Hampton's success on the playing field would not be possible without the student-athletes' success in the classroom.

Due to the importance of academics at the university, the Department of Athletics implemented the Athletic Academic Support Program in 1998. The program is headed by LaNea Winston, Coordinator of Academic Support for Athletics. Winston and her staff are responsible for monitoring the academic progress of all student-athletes to ensure they are meeting both NCAA and university regulations. The program also provides study hall, tutorial services and academic support for student-athletes.

In its effort to provide the student-athlete with the best tools for success on and off the field, the program adopted the NCAA

Hampton, implementing a program which garnered a perfect score of 1,000 for three teams which is in the top 10% in the nation as well as the highest score in the conference for the football team which garnered an award from the NCAA. Jackson has also utilized her development skills to bring in over a half million dollars for the department of athletics through the crafting and implementation of a grant from the NCAA.

In addition, she is responsible for managing game day operations for all 17 sports and is an expert on Title IX, diversity and inclusion. She was a speaker at the Association for Applied Sport Psychology Regional Conference speaking on the topic of Women in Sport: Navigating Inequities Faced in a Male-Dominated Field. She was also featured by Women Leaders in Sports as a speaker on their Women of Color Chat where she spoke on her experiences as being the only woman of color in athletics administration at a previous institution. Jackson came to Hampton with extensive employment experience in athletics.

Jackson came to Hampton after a career in which she has worked at such schools as Alabama State, Mississippi Valley State, Savannah State, Lincoln (Mo.), Morehead State and Clark Atlanta. She is a member of the National Association of Collegiate Women Athletics Administrators (NACWAA).

After her tenure at Savannah State, Jackson became the Director of Athletics at Lincoln (Mo.) University in 2008, before heading to Mississippi Valley State in 2009 to serve as assistant athletic director. At Lincoln, she developed and implemented a five-year marketing and promotions initiative.

Jackson was also SWA at Alabama State.

Jackson joined Savannah State's staff in 2005, where she was as the assistant athletic director for compliance and SWA – while also serving as interim athletics director from Oct. 2007-May 2008. Prior to that, she held compliance and SWA positions at both Morehead State University and Clark Atlanta University.

She is the founder of Sports EnFocus, Inc., a public relations and

development firm dedicated to sports entities and personalities. She has also served on public relations game day staff for the Atlanta Falcons of the NFL.

Some of her other work include account manager for Paladin Public Relations in Atlanta, marketing and sales manager for MTV Networks in Georgia, and deputy campaign manager of the Committee to Re-elect Mayor Bill Campbell.

A native of Baton Rouge, La., Jackson has been or is currently affiliated with the Minority Opportunities Athletic Association (MOAA) where she served as a member of the Board of Directors and Chair of the Communications Committee; Women Leaders in College Sports (formerly NACWAA) where she has served on the Nominating Committee and as Chairwoman of the Marketing committee, National Association of Athletic Compliance Coordinators, Women in Sports and Events; National Association of Black Sports Executives and Administrators; a Life Member of the Southern University Alumni Foundation, Delta Sigma Theta Sorority, Inc., Georgia Women's Intersport Network, Black Women's Sports Foundation, Women's Sports Foundation and Sports Divas.

Jackson is a graduate of Southern University with a bachelor's degree in broadcast and print journalism. She also earned a master's degree in business administration from Clark Atlanta University and is presently writing her dissertation to obtain her PhD in Education with a specialization in Athletic Administration from Northcentral University. She is a 2005 graduate of the National Association of Collegiate Women Athletic Administrators (NACWAA) Institute for Administrative Advancement; a 2006 graduate of the Inaugural NCAA Leadership Institute for Ethnic Minority Females and a 2007 graduate of the inaugural NACWAA Enhanced Leadership Institute.

CHAMPS/Life Skills program. Hampton University's version of the program is called Student-Athletes Involved in Learning, Leadership and Service (or SAILLS).

The SAILLS program is geared toward the total development of the student-athlete through athletics, academics, career development, personal development and community service. The program's commitment is also to provide an effective study hall program, which facilitates the development of student-athletes as critical thinkers with a variety of integrated learning skills.


Student-athletes are given the opportunity to acquire appropriate communication skills and decision-making abilities that will enable them to manage their personal and professional lives. The program also assists student-athletes with opportunities to develop the foundation for a lifelong commitment to volunteerism. SAILLS is a program committed to the goal of assisting and developing the total person.

SAILLS has provided various seminars that range from preparing for success in life to time management and drug awareness and responsibility. The program also reaches out to the community through Pirates Conquest-Pirates Conquering the Community. Student-athletes visit area elementary and middle schools to speak about the challenges of balancing athletics and academics.

"SAILLS is the key to Hampton's student-athletes' present and future achievements, both on and off the field and in the classroom. This program sets out to accomplish the Hampton University mission of an education for life, which is to ensure the future success of the student-athlete in both his or her personal and professional lives."

SAILLS

Student-Athletes Involved in Learning, Leadership and Service





STAFF DIRECTORY

2016 Hampton University Athletic Staff (AREA CODE 757)

ADMINISTRATION

Director of Athletics
Eugene Marshall, Jr. 727-5641

Faculty Athletic Representative

Novelle Dickenson 727-5958

Assistant Director of Athletics for Compliance & Student Services / SWA

Paula Jackson 637-2122

Assistant Director of Athletics for Administration

Katasha Madyun 727-5737

Assistant Director of Athletics for Operations

Ataveus Cash 727-5207

Administrative Assistant for Athletics

Ashley Sessoms 727-5641

Athletic Department Fax 728-6995

Director of Sponsorships & Governance

Tiffany D. Tucker 637-2342

Director for Development/Hampton Nation

Kryste'l Jordan 727-5138

Eligibility Specialist/Athletic Academic Advisor

Leah Richmond 728-4832

MARKETING & PROMOTIONS

Director

Pamela Richardson 728-6229

ATHLETIC ACADEMIC SUPPORT

Coordinator of Academic Support

LaNea Winston 728-6798

Athletic Academic Advisors

Andrew Dickenson 637-2131

Jacquelyn Green 727-5175

Monica Howell 727-5896

Administrative Secretary for Academic Support

Pam Barber 727-5273

BUSINESS OFFICE

Athletics Business Manager / Ticket Manager

Yakina Parker 728-6780

FACILITIES/EQUIPMENT

Director of Facilities/Equipment Operations

John "Buster" Jackson 727-5516

Assistant Director of Facilities/Equipment Operations

Malcolm Bryant 728-6665

Cameron Jimenez 728-6665

SPORTS INFORMATION

Interim Director of Sports Information

Jim Heath 727-5906

Assistant Director of Sports Information

TBA 727-5906

Sports Information Assistant

Keith Knight 727-5811

Sports Information Fax 727-5813

SPORTS MEDICINE

Head Athletic Trainer

Kevin Addison 727-5723

Assistant Athletic Trainer

Faye Tayag 727-5723

Carly Laidlaw 757-5723

Brittany Ford 727-5723

Corey Lopez 727-5723

Ashley Harper 727-5723

STRENGTH & CONDITIONING

Director of Athletic Performance

Veronica Johnson 727-5093

Assistant Director of Athletic Performance

Lucas Butler 727-5093

Conroy Newman 727-5093

VARSITY SPORTS OFFICES

MEN'S BASKETBALL

Head Coach

Edward Joyner, Jr. 728-6852

Assistant Coaches

Darryl Sharp 728-6824

Brian Graves 727-5719

Matthew Hamilton 728-6819

Graduate Assistant

Michael Davis 728-6818

WOMEN'S BASKETBALL

Head Coach

David Six 728-6817

Assistant Coach

Tim Valentine 637-2950

Janell Crayton 728-6815

Jermaine Brown 637-2950

Graduate Assistant

Brianna Taylor 728-6818

Administrative Secretary for Basketball

Regina Bartholomeo 728-6818

FOOTBALL

Head Coach

Connell Maynor 728-5322

Defensive Coordinator

Michael Ketchum 728-6962

Offensive Coordinator

Duane Taylor 728-6662

Special Teams Coordinator/Safeties

Jeep Hunter 728-6862

Running Backs/Director of Opts.

Jason Mai 728-6991

Defensive Line

Tremayne Henry 728-6657

Offensive Line

Michael Ramseur 727-5521

Quarterbacks

Kameron Smith 727-5322

Defensive Tackles

Marcus Dixon 728-6662

Defensive Backs

Charles Huff 727-5322

Football Strength & Conditioning

Luke Butter 728-6961

Graduate Assistant

Marcus Wade 728-5322

Administrative Secretary for Football

Sheryl Burrell 727-5322

CHEERLEADING

Head Coach

Kia Marrow 727-5641

GOLF

Head Coach

Dennis Nelson 727-5133

SAILING

Head Coach

Alessandro Ambrosi 727-5912

SOFTBALL

Head Coach

Angela Nicholson 728-6747

TENNIS

Head Coach

Rush Cole 727-5435

TRACK & FIELD

Director

Maurice Pierce 727-5724

Coordinator of Men's Track

Aldrin Gray 727-5721

Assistant Coach

Yvette Lewis 727-5721

Krystle Medlin-Hemby 727-5864

James Daniels 727-5721

Eric Smalls 727-5721

Eric N'Dri 727-5864

VOLLEYBALL

Head Coach

Brandon Duvall 728-6899

Assistant Coach

Sonja Maskimovic 757-5018

MEN'S LACROSSE

Head Coach

Lloyd Carter 728-4851

Assistant Coach

Zach Quezada 758-4851

WOMEN'S SOCCER

Head Coach

Frank Hughes 727-5641

Assistant Coach

Chris Reoyo 727-5641

John McNabb 758-4851

HAMPTON UNIVERSITY ATHLETICS SINCE 1990

Women's Basketball

1993-94	CIAA Women's Basketball Tournament Champions
1994	NCAA Division II Women's Basketball Tournament – First Round
1997-98	MEAC Women's Basketball Regular Season Co-Champions
1998-99	MEAC Women's Basketball Regular Season Champions
2000	MEAC Women's Basketball Tournament Champions
2000	NCAA Division I Women's Basketball Tournament – First Round
2002-03	MEAC Women's Basketball Regular Season Champions
2003	MEAC Women's Basketball Tournament Champions
2003	NCAA Division I Women's Basketball Tournament – First Round
2003-04	MEAC Women's Basketball Regular Season Co-Champions
2004	MEAC Women's Basketball Tournament Champions
2004	NCAA Division I Women's Basketball Tournament – First Round
2010	MEAC Women's Basketball Tournament Champions
2010	NCAA Division I Women's Basketball Tournament – First Round
2010-11	MEAC Women's Basketball Regular Season Champions
2011	MEAC Women's Basketball Tournament Champions
2011	NCAA Division I Women's Basketball Tournament – First Round
2011-12	MEAC Women's Basketball Regular Season Champions
2012	MEAC Women's Basketball Tournament Champions
2012	NCAA Division I Women's Basketball Tournament – First Round
2012-13	MEAC Women's Basketball Regular Season Champions
2013	MEAC Women's Basketball Tournament Champions
2013	NCAA Division I Women's Basketball Tournament – First Round
2013-14	MEAC Women's Basketball Regular Season Champions
2014	MEAC Women's Basketball Tournament Champions
2014	NCAA Division I Women's Basketball Tournament – First Round
2014-15	MEAC Women's Basketball Regular Season Champions
2015	WNIT – Second Round
2017	MEAC Women's Basketball Tournament Champions
2017	NCAA Division I Women's Basketball Tournament – First Round

Men's Basketball

1990-91	CIAA Men's Basketball Tournament Champions
2000-01	MEAC Men's Basketball Regular Season Co-Champions
2001	MEAC Men's Basketball Tournament Champions
2001	NCAA Division I Men's Basketball Tournament – Second Round
2001	National Black College Champion, Sports Wire – Men's Basketball
2001-02	MEAC Men's Basketball Regular Season Champions
2002	MEAC Men's Basketball Tournament Champions
2002	NCAA Division I Men's Basketball Tournament – First Round
2002	National Black College Champion, Sports Wire – Men's Basketball
2006	MEAC Men's Basketball Tournament Champions

2006
2011
2011
2015
2015
2015-16
2015
2015

NCAA Division I Men's Basketball Tournament – First Round
MEAC Men's Basketball Tournament Champions
NCAA Division I Men's Basketball Tournament – First Round
MEAC Men's Basketball Tournament Champions
NCAA Division I Men's Basketball Tournament – Second Round
MEAC Men's Basketball Regular Season Champions
MEAC Men's Basketball Tournament Champions
NCAA Division I Men's Basketball Tournament – First Round

Men's and Women's Cross Country

1991	CIAA Men's Cross Country Champions
1991	CIAA Women's Cross Country Champions
1996	MEAC Men's Cross Country Champions
2004	MEAC Women's Cross Country Champions
2006	MEAC Women's Cross Country Champions
2010	MEAC Women's Cross Country Champions
2011	MEAC Women's Cross Country Champions

Men's Golf

1995


Men's Golf Minority College National Championship

Sailing

2001	MAISA Sailing Regional Qualifier
2002	MAISA Sailing Regional Qualifier
2003	MAISA Sailing Regional Qualifier
2004	MAISA Sailing Regional Qualifier
2005	MAISA Sailing Regional Qualifier
2006	MAISA Sailing Regional Qualifier
2010	MAISA Sailing Regional Qualifier
2011	MAISA Sailing Regional Qualifier
2012	MAISA Sailing Regional Qualifier
2013	MAISA Sailing Regional Qualifier
2014	MAISA Sailing Regional Qualifier
2015	MAISA Sailing Regional Qualifier
2016	MAISA Sailing Regional Qualifier
2016	ICSA College Nationals Qualifier
2017	MAISA Sailing Regional Qualifier
2017	ICSA College Nationals Qualifier

Women's Tennis

1996	MEAC Women's Tennis Champions
1998	MEAC Women's Tennis Champions
2002	MEAC Women's Tennis Champions
2002	NCAA Division I Women's Tennis Tournament – First Round
2003	MEAC Women's Tennis Champions





2003 NCAA Division I Women's Tennis Tournament – First Round
 2004 MEAC Women's Tennis Champions
 2004 NCAA Division I Women's Tennis Tournament – First Round

Men's Tennis

1991 CIAA Men's Tennis Champions
 1992 CIAA Men's Tennis Champions
 1993 CIAA Men's Tennis Champions
 1994 CIAA Men's Tennis Champions
 1995 CIAA Men's Tennis Champions
 1996 MEAC Men's Tennis Champions
 1997 MEAC Men's Tennis Champions
 1998 MEAC Men's Tennis Champions
 1999 MEAC Men's Tennis Champions
 2001 MEAC Men's Tennis Champions
 2001 NCAA Division I Men's Tennis Tournament – First Round
 2002 MEAC Men's Tennis Champions
 2002 NCAA Division I Men's Tennis Tournament – First Round
 2003 MEAC Men's Tennis Champions
 2003 NCAA Division I Men's Tennis Tournament – First Round
 2007 MEAC Men's Tennis Champions
 2007 NCAA Division I Men's Tennis Tournament – First Round

Football

1992 CIAA Football Champions
 1992 NCAA Division II Football Playoffs – First Round
 1993 CIAA Football Champions
 1993 NCAA Division II Football Playoffs - Quarterfinals
 1994 CIAA Football Champions
 1994 Black College National Champions
 1997 MEAC Football Champions
 1997 NCAA Division I-AA Football Playoffs – First Round
 1997 Black College National Champions
 1998 MEAC Football Champions
 1998 NCAA Division I-AA Football Playoffs – First Round
 1999 McDonald's Heritage Bowl Champions
 2004 MEAC Football Champions
 2004 Black College National Champions
 2005 MEAC Football Champions
 2005 Black College National Champions
 2006 MEAC Football Champions


Men's and Women's Track & Field

1991-92 CIAA Women's Indoor Track & Field Champions
 1998-99 MEAC Men's Indoor Track & Field Champions

1998-99 MEAC Men's Outdoor Track & Field Champions
 1999-2000 MEAC Men's Indoor Track & Field Champions
 2001 MEAC Women's Indoor Track & Field Champions
 2002 MEAC Women's Outdoor Track & Field Champions
 2003 MEAC Women's Indoor Track & Field Champions
 2003 MEAC Men's Indoor Track & Field Champions
 2003 MEAC Women's Outdoor Track & Field Champions
 2003 MEAC Men's Outdoor Track & Field Champions
 2004 MEAC Women's Indoor Track & Field Champions
 2004 MEAC Women's Outdoor Track & Field Champions
 2004 MEAC Men's Outdoor Track & Field Co-Champions
 2005 MEAC Women's Indoor Track & Field Champions
 2006 MEAC Women's Indoor Track & Field Champions
 2006 NCAA Division I Champion (Vette Lewis, triple jump)
 2006 MEAC Women's Outdoor Track & Field Champions
 2007 MEAC Women's Indoor Track & Field Champions
 2007 MEAC Women's Outdoor Track & Field Champions
 2007 NCAA Division I Champion (Vette Lewis, triple jump)
 2008 MEAC Women's Indoor Track & Field Co-Champions
 2008 MEAC Women's Outdoor Track & Field Champions
 2009 MEAC Women's Indoor Track & Field Champions
 2009 NCAA Division I Champion (Francena McCorory, 400-meter dash)
 2009 MEAC Women's Outdoor Track & Field Champions
 2010 NCAA Division I Indoor Track & Field Champion (Francena McCorory, 400-meter dash)
 2010 NCAA Division I Outdoor Track & Field Champion (Francena McCorory, 400-meter dash)
 2010 MEAC Women's Outdoor Track & Field Champions
 2011 MEAC Women's Indoor Track & Field Champions
 2012 MEAC Women's Indoor Track & Field Champions
 2012 MEAC Women's Outdoor Track & Field Champions
 2013 MEAC Women's Indoor Track & Field Champions
 2013 MEAC Men's Outdoor Track & Field Champions
 2013 MEAC Men's Indoor Track & Field Champions
 2014 MEAC Women's Indoor Track & Field Champions
 2014 MEAC Men's Indoor Track & Field Champions
 2014 MEAC Women's Outdoor Track & Field Champions
 2015 MEAC Women's Indoor Track & Field Champions
 2016 MEAC Women's Indoor Track & Field Champions
 2016 IC4A Men's Indoor Track & Field Champions

Softball

1993 CIAA Softball Champions
 1994 CIAA Softball Champions
 1995 CIAA Softball Champions
 1996 MEAC Softball Champions
 2013 MEAC Softball Champions



2013 NCAA Softball Regionals

Volleyball

2013 MEAC Northern Division Regular Season Champions
 2013 MEAC Tournament Champions
 2013 NCAA Division I Volleyball Tournament – First Round
 2014 MEAC Northern Division Regular Season Champions
 2014 MEAC Tournament Champions
 2014 NCAA Division I Volleyball Tournament – First Round

CIAA All-Sports Awards

1991-92 CIAA C.H. Williams All-Sports Trophy
 1992-93 CIAA C.H. Williams All-Sports Trophy
 1993-94 CIAA C.H. Williams All-Sports Trophy

Virginia Sports Hall of Fame

1999-2000 Virginia Hall of Fame Winningest Division I Program in the State of Virginia
 2000-01 Virginia Hall of Fame Winningest Division I Program in the State of Virginia

MEAC All-Sports Award

1998-99 Talmadge Hill MEAC All-Sports Award
 2001-02 Mary McLeod Bethune MEAC All-Sports Award
 2002-03 Talmadge Hill MEAC All-Sports Award
 2002-03 Mary McLeod Bethune MEAC All-Sports Award
 2003-04 Talmadge Hill MEAC All-Sports Award
 2003-04 Mary McLeod Bethune MEAC All-Sports Award
 2004-05 Mary McLeod Bethune MEAC All-Sports Award
 2005-06 Mary McLeod Bethune MEAC All-Sports Award
 2006-07 Mary McLeod Bethune MEAC All-Sports Award
 2007-08 Mary McLeod Bethune MEAC All-Sports Award
 2008-09 Mary McLeod Bethune MEAC All-Sports Award
 2009-10 Mary McLeod Bethune MEAC All-Sports Award
 2010-11 Mary McLeod Bethune MEAC All-Sports Award
 2011-12 Mary McLeod Bethune MEAC All-Sports Award
 2012-13 Mary McLeod Bethune MEAC All-Sports Award
 2013-14 Mary McLeod Bethune MEAC All-Sports Award
 2014-15 Mary McLeod Bethune MEAC All-Sports Award

20 All-Sports Trophies
 3 CIAA – 17 MEAC

35 NCAA Tournament Appearances
 30 Division I – 5 Division II

4 National Honors/Awards

5 NCAA Division I Track & Field Champions
 (An athlete won a NCAA Title)

2 Virginia Sports Hall of Fame Awards

14 MAISA Sailing Regional Qualifications

2 ICSA Sailing College National Qualifications

4 SBN Football National Championships

1 Bowl Game Championship

1 Golf/National Championship

93 Conference Championships
 16 CIAA – 77 MEAC



PIRATES ACCOMPLISHMENTS SINCE 1990



HOME OF THE PIRATES

Poised as one of the best facilities in the Mid-Eastern Athletic Conference (MEAC), Armstrong Stadium is the home site for the Pirates football and men and women's track teams.

Initially constructed in 1928 by William E. Lee, a graduate of Hampton's Building and Construction Program, Armstrong Stadium was completed by HU students with a seating capacity of 1,500.

The Stadium was dedicated on October 6, 1928 and the inaugural game was played against Virginia Seminary with the Pirates taking their first home victory 13-0. The 1928 team put together an 8-1 record including six shutouts while winning the Central Intercollegiate Athletic Association (CIAA) crown.

Prior to the present renovation, the stadium seating capacity saw many changes over the years. In the 1948, the stadium was expanded when additional seats were added in the west (home) side of the field. The enlargement raised the stadium's capacity.

Under the administration of Dr. William R. Harvey, President, a number of renovations have been completed. In 1978, a new press box was completed on the west side. New bleachers were installed on the west side in 1985 and the east (visitors) side in 1986. Stadium lights for night games, along with new track were added in 1988. In 1991, a new press box on the east side was added, along with TV towers to accommodate cameras for televised games. Ready rooms underneath the west side stands were completed in 1992. In 1998, the press box was renovated, the stadium was bricked, the playing field was resurfaced and a new scoreboard with the Pro Star Video Screen was added.

During the spring of 1999, additional seating in the North end zone was added; along with a complete new look to the main entrance of the stadium. The new additions also house nine offices, a conference room, three multipurpose audio/visual team rooms (Offense/Defense/Team), a locker room, reception and waiting areas and a team lounge. With the addition of the end zone seats, Armstrong Stadium's capacity is over 12,000 including standing room.

Prior to the start of the 2014 football season the decision was made to install synthetic turf. The Pirates became the eighth football playing school in the conference to make the move to artificial turf for their game field.

Attendance

Top 5 Away Games

1)	1994 at Giant Stadium vs Grambling	64,315
2)	1996 at RCA Dome vs FAMU	62,037
3)	1995 at Giant Stadium vs Grambling	58,222
4)	1998 at Giant Stadium vs Grambling	54,564
5)	2006 at Giants Stadium vs Morgan State	53,588

Top Home Games

1)	2004 vs Bethune-Cookman	19,342
2)	2002 vs Howard	19,021
3)	2002 vs Norfolk State	18,232
4)	1999 vs South Carolina	18,163
5)	2006 vs Norfolk State	18,157

Armstrong Field Record Since 1953

WON	LOST	TIE
182	137	6

Year	Home Record	Home Attendance	Average Games	Total Attendance	Total All Games	Average Attendance	Overall Record
1983	3-2	34,796	6,959	10	106,049	10,604	5-5
1984	2-2-1	37,792	7,558	10	63,312	6,142	5-3-2
1985	5-1	30,798	5,133	11	81,955	7,450	10-1
1986	3-2	33,824	6,764	10	68,931	6,893	3-6-1
1987	3-2	38,133	7,626	11	77,162	6,430	9-1-2
1988	3-2	36,870	7,374	10	69,450	6,945	7-3
1989	5-1	29,070	4,845	10	74,852	7,405	8-1-1
1990	3-1	33,993	8,498	10	100,727	10,072	5-5
1991	1-4	26,750	5,350	10	68,975	6,270	2-9
1992	6-0	42,978	7,163	11	81,245	7,386	9-1-1
1993	5-0	30,683	6,136	11	128,198	11,654	11-0
1994	5-0	36,153	7,230	11	135,009	12,273	10-1
1995	4-0	21,878	5,469	11	176,887	16,080	8-3-0
1996	1-3	32,155	8,038	11	191,236	17,385	5-6-0
1997	4-0	36,512	9,128	11	158,207	13,183	10-1
1998	3-2	51,932	10,386	11	165,497	15,045	9-2
1999	3-1	32,726	8,181	11	214,605	19,509	8-4
2000	4-3	55,767	7,966	11	149,078	13,552	7-4
2001	3-2	38,142	6,628	11	116,455	10,587	7-4
2002	5-1	62,278	10,379	12	146,726	12,227	7-5
2003	3-1	29,224	7,306	11	150,463	13,678	7-4
2004	7-0	70,222	10,032	12	140,846	11,731	10-2
2005	4-1	40,709	8,142	12	120,821	10,068	11-1
2006	5-1	60,578	10,096	12	104,701	8,725	10-2
2007	2-3	34,302	6,860	11	106,718	9,701	6-5
2008	3-2	48,190	9,638	11	103,197	9,382	6-5
2009	3-3	32,458	5,410	11	77,872	7,079	5-6
2010	2-2	42,204	10,551	11	103,378	9,398	6-5
2011	5-1	29,183	4,864	11	83,697	7,609	7-4
2012	2-2	20,700	5,175	10	64,534	6,453	3-7
2013	3-2	20,064	4,013	12	81,246	6,770	4-8
2014	2-4	48,423	8,070	12	107,481	8,956	3-9
2015	3-2	45,458	9,081	11	140,048	12,731	6-5
2016	3-2	32,685	6,537	11	113,612	10,328	5-6

STRENGTH & CONDITIONING

Training Facility

Holland Hall is home to the 2500 square foot Pirate Performance Center. The training facility features 7 double-sided power racks, 5 Olympic lifting platforms, Dumbbells from 10 – 150 lbs as well as various cardio equipment and other machines used to aid in the promotion of strength, speed, power and rehabilitation.

Philosophy

It is the goal of the HU Strength and Conditioning Staff to provide athletes with a complete and well rounded training program which will promote speed, strength, power and discipline within a competitive, yet controlled training environment. It is our duty to help athletes achieve their highest potential by always coaching effort and attention to detail. Finally, we aim to build long standing relationships on the basis of hard work, trust and respect.

Training Methods

The HU Strength and Conditioning Staff utilizes an Athletic Movement based training method. We use ground based, multi-joint exercises to promote strength, speed and quickness for the movements performed during competition.

Ground Based Exercises

- Olympic Lifts (Clean, Snatch, etc.)
- Plyometrics
- Lower Body Pushes/Pulls (Squat, RDL, etc.)
- Upper Body Pushes/Pulls (Bench Press, Pull Ups, etc.)
- Pillar Strength and Stability

As a fully integrated approach, we also incorporate movement skills and field training. We train athletes to use all energy systems to ensure that they are strong, fast and quick for the duration of their game or match.


Movement Skills

- Linear Speed Development
- Change of Direction/Quickness
- Conditioning

Finally, to ensure that our athletes are training under optimal circumstances for maximal gains we utilize various recovery and regeneration methods in collaboration with the Athletic Training Staff.

Recovery and Regeneration

- Soft Tissue Work (Foam Roll, Trigger Point, etc.)
- Mobility Exercises
- Pre-hab exercises
- Nutritional Education
- Supplementation



PIRATES IN THE COMMUNITY

Giving back to the Hampton Roads community is as much a part of the Pirates football program as winning a championship. Led by Head Coach Donovan Rose, the Pirates make sure they take the time to reach out and give back to the same community that has supported them.

Over the years, the Pirates have offered free youth clinics as their annual "Meet the Pirate Day." During the past year, the Pirates have participated in several community service events including, HeartWalk, Jump Rope for Heart both programs of the American Heart Association, Relay for Life American Cancer Society, along with events at local elementary schools. Along with football, each team participates in P.L.A.Y. day (Pirates Leading Area Youth), an event for young children to learn about different sports.

Hampton University student-athletes make numerous appearances throughout the year at various functions in the community. Whether it's visiting classrooms, speaking at banquets, or working with the department's community service programs, the Pirates continue to provide a positive role model throughout the City of Hampton.

Pirate Pride!



CITY OF HAMPTON

Located on the southeastern tip of the Virginia peninsula in the Chesapeake Bay, Hampton is the oldest continuously settled English community in the United States. As an Indian village called Kecoughtan, it had been visited by the first English colonists before they sailed up the James River to settle in Jamestown.

In 1610 the construction of Fort Henry and Fort Charles at the mouth of Hampton Creek marked the beginning of Hampton. In 1619, the settlers chose an English name for the community, Elizabeth City. The settlement was known as Hampton as early as 1680, and in 1705 Hampton was recognized as a town. The city of Hampton was first incorporated in 1849 and classified as a city of the second class in 1908. In 1952 Hampton, the independent town of Phoebus and Elizabeth City County, encompassing Buckroe and Foxhill, were consolidated under one municipal government and classified as city of the first class.

The first free public schools in the United States were founded in Hampton by Benjamin Syms and Thomas Eaton and are commemorated in the Syms-Eaton Museum. Hampton is the site of Hampton University, established in 1868 to educate free slaves, and Thomas Nelson Community College. St. John's Episcopal parish was founded in 1610, making it the oldest in the country.

Fort Monroe, the only active moat-encircled fort in the country, dates from 1819. For a long period during the American Civil War the fort was the only Union outpost in the Confederacy. The famous battle between the first ironclad battleships, the Monitor and the Merrimac, was fought just offshore.

During the Civil War the city was burned down by its own troops rather than surrender to Federalist troops in 1861. Before the fire, Hampton had 30 businesses and over 100 homes. Fewer than six buildings remained intact after the fire. In 1884 fire again besieged Hampton and almost completely destroyed the downtown business district.

Today Hampton is a thriving city of over 141,000 residents. Major industries are NASA and high-tech firms, including the recently expanded Gateway computer manufacturing facility, seafood processing, military and tourism. In 1992, the Virginia Air and Space Center opened on the downtown waterfront with almost 300,000 visitors a year coming through its doors.

The city's logo and slogan- Hampton, America's First- identifies the city as home to many firsts such as America's first continuous English-speaking settlement; America's first free public education; and America's first training ground for the astronauts and many, many more.





'17 OUTLOOK

2017 FOOTBALL MEDIA GUIDE

2017 FOOTBALL PREVIEW

After coming off a third-place finish in the Mid-Eastern Athletic Conference (MEAC) last year with a 5-6 record and a 5-3 conference record, the 2017 edition of the Hampton Pirates will have a mix of young and new for a deep run in the conference this fall.

OFFENSE

The Pirates will again have a new look behind center as senior Jaylian Williamson finished his career last season leading the MEAC in passing yards per game at 208 and was a third-team All-MEAC selection. Williamson threw for 2290 yards and 11 touchdowns last season after missing the 2015 campaign.

Three players have an early shot at the top spot on the depth chart between graduate student Brandon Cox, junior college transfer Delman Williams and freshman Brendan Greene.

Cox, who started his career at Utah, saw action in five games last year completing 60% of his passes and ran for a season-high 21 yards against Old Dominion. Williams, a Norfolk native, completed 58% of his passes in 2016 for 2,510 yards and 18 touchdowns at San Jose City College. Greene is from Columbia, SC and AC Flora High School.

In the backfield, junior Yahkee Johnson returns as the leading rusher from 2016 and a second-team All-MEAC selection. Johnson ran for 763 yards, four touchdowns and was fourth in the league in yards per game at 69.4.

"We should be good in the backfield with the speedy Johnson and some newcomers we signed to take over the bruising back role," Maynor said.

Wide receivers will have a young, but explosive group after losing the top three receivers from 2015. Johnson was the leading returning receiver with 22 catches for 192 yards in 2016. "We will have a small, young and talented group this year who will have to step up with no (Rashawn) Proctor or (TJ) Mixson," said Maynor. "As we get into the season, I think this group will be better and better with time," he added.

A mix of the young and the old summarizes the offensive line in 2017. With the experience of juniors Ryan Gould (6-2, 329) and Donovan Johnson (6-2, 318), to go with the youth of red-shirt freshman Gibril Ghee (6-1, 307) and Malik Mackey (6-7, 344) will provide a solid base for the offense in 2017.

DEFENSE

The defensive line will have several key returnees including juniors Owen Obasuyi (6-4, 308) and Darrius Commissiong (6-2, 305). Obasuyi had 41 tackles last year, six for a loss and two sacks, while Commissiong showed flashes with 20 tackles, three for a loss and 2.5 sacks. "Owen and Darrius will be the leaders on the d-line this year and can cause havoc in the opposing backfields," Maynor said. "With those two along with (Steve) Smith coming off the edge and (Davonte) Spruill we have some talent on the line," he added.

Linebackers are another area that Maynor is pleased with the talent returning this year. Smith was the second leading tackler last year with 61, while adding 10.5 for a loss and 4.5 sacks. Brendan Cole, who can also see action at safety, added 54 tackles, three pass breakups, four pass deflections and had team-high three fumble recoveries will also provide depth at linebackers.

The defensive secondary was battle toughened last season and came back stronger for 2017. Joining Cole as leaders in the secondary will be sophomore Robert Scott, IV after a freshman season with 33 tackles, seven pass breakups, nine pass deflections and a team-best two interceptions. "With Scott and Cole along with (Chaka) Diarrassouba we will be good in the secondary," Maynor said. "We brought in some talented newcomers who will provide quality depth."

SPECIAL TEAMS

One area that Hampton returns its weapons is in the kicking game. Adam Brown and Anthony Provost handled the kicking duties and were a definite 1-2 combo.

Brown hit both of his field goals, including a 51-yarder against Howard at RFK Stadium. He averaged 50 yards per kickoff with four touchbacks. Provost hit four field goals and was a perfect 22-of-22 on extra-points. He also had a hand in long-snapping and was credited with tackles.

"I have confidence in both (Anthony) Provost and (Adam) Brown," said Maynor. "Provost also did some long-snapping last year and could see time there. He got downfield and made a few stops last year."

Punting will be a new area for the Pirates after losing three-time All-MEAC punter Christian Faber-Kinney. "We will be relying heavily on the punt-coverage unit to start the year as we will be breaking in a new punter," Maynor added.

The return game will be handled again by a main tandem of Bell and Chase Powell. "With both Bell and Powell returning, they are a tandem that can break off some big returns," Maynor said. Bell averaged just under 20 yards per kickoff return, while Powell had a 95-yard kickoff return against Savannah State and averaged just over 21 yards per return.

SCHEDULE

The 2017 schedule has a couple switches from last year as Morgan State and North Carolina A&T come off, while Bethune-Cookman and North Carolina Central come on. Hampton opens the campaign against Ohio University on September 2 in Athens, Ohio at 7 pm. The Bobcats finished 8-6 last season and lost to Troy in the Dollar General Bowl 28-26.

"Longtime former Nebraska coach Frank Solich has gotten Ohio up to being a contender in the Mid-American Conference," said Maynor. "That will be a tall task to go up there and get a win."

Hampton starts a three-game homestand on September 8 with College Night as the Pirates begin MEAC action with Delaware State at 7 pm. The Pirates knocked off the Hornets 27-17 on a rainy October 8 matchup last season in Dover, Delaware.

On September 16, the Pirates will host former Central Intercollegiate Athletic Association (CIAA) rival Livingstone College at 6 pm for Alumni Day. This will be the first meeting with Livingstone since 1994 as the Pirates lead the all-time series 9-0.

Hampton will close September on the 23rd with a matchup against Big South member Monmouth University at 2 pm for Parents' Weekend/Greek Day. This will be the first-ever matchup with the Hawks who finished 4-7 last season.

After a bye week, the Pirates jump into the heart of the MEAC schedule with a road trip to Savannah State on October 7 before heading across the water to face Norfolk State in the Battle of the Bay on October 14 at 2 pm.

Hampton returns home to start two games against the Florida members of the MEAC hosting Florida A&M on October 21 for Homecoming at 2 pm. The Rattlers knocked off Hampton last season in Tallahassee.

"We should have a great crowd for homecoming after losing to FAMU on their homecoming last year," Maynor said.

The Pirates venture to Daytona Beach on October 28 when they tangle with the Wildcats of Bethune-Cookman University at 4 pm. This is the first matchup since 2014 when the Pirates snapped a six-game losing skid to Bethune-Cookman with a 40-35 win at Armstrong Stadium.

"We didn't travel south well last year and will need to improve on that taking on a tough Bethune team on its Homecoming," Maynor added.

November will start with the defending MEAC Champions North Carolina Central University on the 4th at 1 pm for the annual Breast Cancer Awareness/Pink Game. Hampton leads the all-time series 18-7 after losing the last matchup 41-17 in Durham, NC during the 2014 season.

The last road trip of the season will take place on November 11 as the Pirates take on the Bulldogs of South Carolina State in Orangeburg, SC at 1:30 pm. Last year, the Pirates scored a 28-26 win to snap an eight-game losing streak to SCSU.

Howard comes to Armstrong Stadium on November 18 for the Battle of the Real HU/Military Appreciation and Senior Day for a 1 pm kickoff. The Pirates enter this game winning the last two matchups including a 34-7 win in Washington, DC in 2016.



NO	NAME	CL	POS	HT	WT	HOMETOWN	PREVIOUS SCHOOL
1	Brendan Cole	r-Sr.	DB	6-2	223	Hampton, VA	Christchurch HS
2	Shai McKenzie	Jr.	RB	5-11	220	Washington, PA.	Virginia Tech
3	Kapri Doucet	Sr.	LB	6-2	225	Williamsburg, VA	Oklahoma
4	Delmon Williams	Jr.	QB	6-2	187	Norfolk, VA	San Jose City College
5	Steven Smith, Jr.	Sr.	LB	6-1	228	Virginia Beach, VA	San Jose City College
6	Aulden Knight	Fr.	WR	5-8	155	Akron, OH	Copley HS
7	Wesley Wolfolk	r-So.	WR	6-2	207	Upper Marlboro, MD	Suitland HS
8	Brandon Cox	Gr.	QB	6-2	200	Pasadena, Calif.	Utah
9	Oral Varcicann	Jr.	DB	5-11	214	Lithonia, GA	Lithonia HS
10	Chase Powell	r-Sr.	WR	5-7	172	Upper Marlboro, MD	Winston-Salem State
11	Robert Scott IV	So.	DB	6-0	208	Richmond, VA	Army Prep
12	Justin Brown	Jr.	DB	6-4	205	Stafford, VA	Gannon University
13	Justin Williams	r-Sr.	DB	5-11	186	Port St. Lucie, FL	Michigan State
14	Brendan Greene	So.	QB	6-0	196	Columbia, SC	A.C. Flora HS
15	Justin Wright	So.	QB	5-11	172	Hampton, VA	Phoebus HS
16	Ronald Bell	r-So.	WR	5-6	162	Ft. Washington, MD	Friendly HS
17	Elijah Nelson	So	DB	6-1	201	Hampton, VA	Phoebus HS
19	Tyheem Freeman	So.	DB	5-10	203	Lithonia, GA	Lithonia HS
21	Harry Freeman IV	Gr.	CB	6-2	180	Norfolk, VA	Norfolk State
22	Yahkee Johnson	Sr.	RB	5-7	160	Richmond, VA	Nassau CC
23	Isaiah Huff	Fr.	CB	5-9	170	New Berlin, NY	Milford Academy
24	Aladontae Howard	Jr.	CB	6-1	195	Chicago, IL	Louisiana Tech
25	William Robinson	Fr.	RB	5-10	205	Smithfield, VA	Smithfield HS
26	Raheim Huskey	Jr.	LB	6-2	220	Gaffney, SC	Marshall
27	Terry Chisley	So.	DB	5-9	171	Hampton, VA	Bethel HS
28	Bruce Perry	r-So.	DB	5-9	171	Ft. Washington, MD	Bishop O'Connell HS
29	Donald Smith	So.	DB	6-1	190	Danville, VA	George Washington HS
30	Tai James	So.	DB	5-7	172	Rochester, NY	McQuaid Jesuit HS
31	Adam Brown	Gr.	K	5-9	192	Cincinnati, OH	Walnut Hill HS
32	Isaiah King	Jr.	RB	5-8	195	Richmond, VA	Worcester State Univ
33	Dereon Carr	r-Jr.	DB	6-1	187	Washington, DC	Woodson HS
34	Chaka Diarrassouba	Sr.	DB	5-11	202	Atlanta, GA	Martin L. King, Jr. HS
35	Devin Thurmond	r-So.	DE	6-3	222	Ellenwood, GA	Cedar Grove HS
36	Carrington Huffman	Fr.	DB	5-11	170	Atlanta, GA	Westlake HS
37	Zion Edmonds	Fr.	CB	6-1	175	Palm Beach, FL	West Palm Beach HS
38	Damon Woodcock	r-So.	LB	6-2	248	Norcross, GA	Norcross HS
39	Quinton Lee	r-So	RB	5-8	225	Hampton, VA	Bethel HS
40	Aaron Edwards	r-So.	DB	5-10	192	Hampton, VA	Bethel HS
41	Glaster Ellis	Fr.	PK	5-11	161	Highland Springs, VA	Highland Springs HS
42	David Biggers	Fr.	LB	6-2	220	Baltimore, MD	Calvert Hall HS
43	Anthony Prevost	Gr.	K	5-5	151	Chesterfield, VA	Thomas Dale HS
44	Antonio Graham	Fr.	DB	5-6	155	Portsmouth, VA	Churchland HS
45	Jeff Dodson	r-Fr.	S	5-9	186	Prince George, VA	Prince George HS
46	Ryan Taylor	Fr.	DB	5-7	168	Mooresville, NC	Lake Norman HS
47	Caleb Brown	Fr.	DB	6-2	194	Los Angeles, CA	Notre Dame HS
48	Tyler Frazier	r-So.	DB	6-2	203	Columbia, SC	Spring Valley HS
49	Nyjal Thomas	Fr.	DB	5-8	163	Knightdale, NC	Knightdale HS
50	Shemar DeGannes	So.	LB	6-0	216	Simpsonville, SC	Woodmont HS
53	Owen Obasuyi	Sr.	DL	6-4	308	Virginia Beach, VA	Landstown HS
54	Matthew Grizzle	Fr.	LB	6-0	215	Middle Village, NY	Christ The King Academy
55	Gibril Ghee	r-So.	OL	6-1	307	Lawrenceville, GA	Berkmar HS
56	Joseph Towns	Fr	DB	5-8	160	Washington, DC	DeMatha HS
57	Jayso'n Davidson	Jr.	LB	6-0	226	Newport News, VA	Woodside HS
58	Zach Houston	Gr.	LB	6-3	224	Rosewell, GA	Riverwood Int'l HS
60	Jahlil Puryear	Fr.	DL	5-11	224	Arlington, VA	Blue Ridge HS
62	Matthew Ahearn	So.	LB	6-4	344	Jacksonville, FL	Trinity Christian HS
63	Zyon Sebree	Fr.	OL	6-0	236	Saginaw, MI	Heritage HS
66	Albert Carlisle	Fr.	OL	5-11	282	Opelika, AL	Opelika HS
68	Ryan Gould	Sr.	OL	6-2	329	Clemmons, NC	Fork Union Military Academy
70	Myles Ferrell	Fr.	OL	6-1	341	Atlanta, GA	Woodward Academy
71	Malik Mackey	Jr.	OL	6-7	344	Atlanta, GA	Benjamin E. Mays HS
72	Kemaree Alcorn	Sr.	DL	6-5	270	Virginia Beach, VA	Chowan
73	Derrick Moreland	So.	DL	6-2	316	Mt. Uila, NC	West Rowan HS
74	Rayford Miller	Jr.	OL	6-5	320	Hampton, VA	Louisburg College
75	Ari Reed	Fr	OL	6-0	250	Charlotte, NC	Vance HS
76	Donovan Johnson	Sr.	OL	6-2	318	Clinton, MD	Gwynn Park HS
77	Keldrick Wilson	So.	OL	6-4	281	Mt. Uila, NC	West Rowan HS
79	Arnesio Rosado	Fr.	OL	6-4	300	West Palm Beach, FL	West Palm Beach HS
80	Noah Boone	So.	WR	6-3	189	Virginia Beach, VA	Landstown HS
82	James Lundy	Fr.	WR	6-1	175	Troy, MI	Troy HS
83	LaSedrick King	Fr.	RB	5-5	180	Cocoa, FL	Cocoa HS
84	Adeon Johnson	Fr.	WR	5-11	170	Charlotte, NC	Davidson Day School
86	Jalen Posten	Fr.	R	5-9	160	Burtonsville, MD	Blake HS
87	Jarrett Powell	Fr.	TE	6-4	235	Woodbridge, VA	Hylton HS
89	Jordan Ray	Fr.	WR	6-3	187	York, PA	York Country Day HS
91	Ian Newton	Fr.	DT	6-2	290	Cocoa, FL	Cocoa HS
92	Roman Bond	Fr.	DE	6-2	265	Norfolk, VA	Lake Taylor HS
93	Omar Smith	Fr.	DL	6-3	225	Wendell, NC	East Wake HS
94	Davonte' Spruill	r-Jr.	DE	6-3	222	Plymouth, NC	East Carolina
95	Joshua Swilling	Fr.	DE	6-3	230	Fairburn, GA	Langston Hughes HS
97	Desmond Sturdivant	Jr.	DE	6-1	286	Greensboro, NC	Ben L. Smith HS
98	Darius Commissiong	Sr.	DL	6-2	305	District Heights, Md.	East Carolina
99	Keenan Marr	So.	DL	6-1	282	Atlanta, GA	Grady HS



NO	NAME	CL	POS	HT	WT	HOMETOWN	PREVIOUS SCHOOL
72	Kemaree Alcorn	Sr.	DL	6-5	270	Virginia Beach, VA	Chowan
16	Ronald Bell	r-So.	WR	5-6	162	Ft. Washington, MD	Friendly HS
42	David Biggers	Fr.	LB	6-2	220	Baltimore, MD	Calvert Hall HS
92	Roman Bond	Fr.	DE	6-2	265	Norfolk, VA	Lake Taylor HS
80	Noah Boone	So.	WR	6-3	189	Virginia Beach, VA	Landstown HS
31	Adam Brown	Gr.	K	5-9	192	Cincinnati, OH	Walnut Hill HS
12	Justin Brown	Jr.	DB	6-4	205	Stafford, VA	Gannon University
47	Caleb Brown	Fr.	DB	6-2	194	Van Nuys, CA	Notre Dame HS
66	Albert Carlisle	Fr.	OL	5-11	282	Opelika, AL	Opelika HS
33	Dereon Carr	r-Jr.	DB	6-1	187	Washington, DC	Woodson HS
27	Terry Chisley	So.	DB	5-9	171	Hampton, VA	Bethel HS
1	Brendan Cole	r-Sr.	DB	6-2	223	Hampton, VA	Christchurch HS
98	Darius Commissiong	Sr.	DL	6-2	305	District Heights, Md.	East Carolina
8	Brandon Cox	Gr.	QB	6-2	200	Pasadena, Calif.	Utah
57	Jayso'n Davidson	Jr.	LB	6-0	226	Newport News, VA	Woodside HS
50	Shemar DeGannes	So.	LB	6-0	216	Simpsonville, SC	Woodmont HS
34	Chaka Diarrassouba	Sr.	DB	5-11	202	Atlanta, GA	Martin L. King, Jr. HS
45	Jeff Dodson	r-Fr.	S	5-9	186	Hopewell, VA	Hopewell HS
3	Kapri Doucet	Sr.	LB	6-2	225	Williamsburg, VA	Oklahoma
40	Aaron Edwards	r-So.	DB	5-10	192	Hampton, VA	Bethel HS
37	Zion Edmonds	Fr.	CB	6-1	175	Palm Beach, FL	West Palm Beach HS
41	Glaster Ellis	Fr.	PK	5-11	161	Highland Springs, VA	Highland Springs HS
70	Myles Ferrell	Fr.	OL	6-1	341	Atlanta, GA	Woodward Academy
48	Tyler Frazier	r-So.	DB	6-2	203	Columbia, SC	Spring Valley HS
19	Tyheem Freeman	So.	DB	5-10	203	Lithonia, GA	Lithonia HS
21	Harry Freeman IV	Gr.	CB	6-2	180	Hampton, VA	Norfolk State
55	Gibril Ghee	r-So.	OL	6-1	307	Lawrenceville, GA	Berkmar HS
68	Ryan Gould	Sr.	OL	6-2	329	Clemmons, NC	Fork Union Military Academy
14	Brendan Greene	So.	QB	6-0	196	Columbia, SC	A.C. Flora HS
54	Matthew Grizzle	Fr.	LB	6-0	215	Middle Village, NY	Christ The King Academy
58	Zach Houston	Gr.	LB	6-3	224	Rosewell, GA	Riverwood Int'l HS
24	Aladonte Howard	Jr.	CB	6-1	195	New York, NY	La. Tech
23	Isaiah Huff	Fr.	CB	5-9	170	New Berlin, NY	Milford Academy
36	Carrington Huffman	Fr.	DB	5-11	170	Atlanta, GA	Westlake HS
26	Raheim Huskey	Jr.	LB	6-2	220	Gaffney, SC	Marshall
30	Tai James	So.	DB	5-7	172	Rochester, NY	McQuaid Jesuit HS
84	Adeon Johnson	Fr.	WR	5-11	170	Charlotte, NC	Davidson Day School
76	Donovan Johnson	Sr.	OL	6-2	318	Clinton, MD	Gwynn Park HS
22	Yahkee Johnson	Sr.	RB	5-7	160	Richmond, VA	Nassau CC
32	Isaiah King	Jr.	RB	5-8	195	Richmond, VA	Worcester State Univ
83	LaSedrick King	Fr.	RB	5-5	180	Cocoa, FL	Cocoa HS
6	Aulden Knight	Fr.	WR	5-8	155	Akron, OH	Copley HS
39	Quinton Lee	r-So	RB	5-8	225	Hampton, VA	Bethel HS
82	James Lundy	Fr.	WR	6-1	175	Troy, MI	Troy HS
71	Malik Mackey	Jr.	OL	6-7	344	Atlanta, GA	Benjamin E. Mays HS
99	Keenan Marr	So.	DL	6-1	282	Atlanta, GA	Grady HS
2	Shai McKenzie	Jr.	RB	5-11	220	Washington, PA.	Virginia Tech
74	Rayford Miller	Jr.	OL	6-5	320	Hampton, VA	Louisburg College
73	Derrick Moreland	So.	DL	6-2	316	Mt. Ulla, NC	West Rowan HS
17	Elijah Nelson	So	DB	6-1	201	Hampton, VA	Phoebus HS
91	Ian Newton	Fr.	DT	6-2	290	Cocoa, FL	Cocoa HS
53	Owen Obasuyi	Sr.	DL	6-4	308	Virginia Beach, VA	Landstown HS
28	Bruce Perry	r-So.	DB	5-9	171	Ft. Washington, MD	Bishop O'Connell
86	Jalen Posten	Fr.	R	5-9	160	Burtonsville, MD	Blake HS
10	Chase Powell	r-Sr.	WR	5-7	172	Upper Marlboro, MD	Winston-Salem State
87	Jarrett Powell	Fr.	TE	6-4	235	Woodbridge, VA	Hylton HS
43	Anthony Prevost	Gr.	K	5-5	151	Chesterfield, VA	Thomas Dale HS
60	Jahlil Puryear	Fr.	DL	5-11	224	Arlington, VA	Blue Ridge School
89	Jordan Ray	Fr.	WR	6-3	187	York, PA	York Country Day HS
75	Ari Reed	Fr	OL	6-0	250	Charlotte, NC	Vance HS
25	William Robinson	Fr.	RB	5-10	205	Smithfield, VA	Smithfield HS
79	Arnesio Rosado	Fr.	OL	6-4	300	West Palm Beach, FL	West Palm Beach HS
11	Robert Scott IV	So.	DB	6-0	208	Richmond, VA	Army Prep
63	Zyon Sebree	Fr.	LB	6-0	236	Saginaw, MI	Heritage HS
61	David Smith	r-Fr.	OL	5-10	277	Washington, DC	Gonzaga College HS
29	Donald Smith	So.	DB	6-1	190	Danville, VA	George Washington HS
93	Omar Smith	Fr.	DL	6-3	225	Wendell, NC	East Wake HS
5	Steven Smith, Jr.	Sr.	LB	6-1	228	Virginia Beach, VA	San Jose City College
94	Davonte Spruill	r-Jr.	DE	6-3	222	Plymouth, NC	East Carolina
97	Desmond Sturdivant	Jr.	DL	6-1	286	Greensboro, NC	Ben L. Smith HS
95	Joshua Swilling	Fr.	DE	6-3	230	Fairburn, GA	Langston Hughes HS
46	Ryan Taylor	Fr.	DB	5-7	168	Mooreville, NC	Lake Norman HS
49	Nyjal Thomas	Fr.	DB	5-8	163	Knightdale, NC	Knightdale HS
35	Devin Thurmond	r-So.	DE	6-3	222	Ellenwood, GA	Cedar Grove HS
56	Joseph Towns	Fr	DB	5-8	160	Washington, DC	DeMatha HS
9	Oral Varcciann	Jr.	DB	5-11	214	Lithonia, GA	Lithonia HS
4	Delmon Williams	Jr.	QB	6-2	187	Norfolk, VA	San Jose City College
13	Justin Williams	r-Sr.	DB	5-11	186	Port St. Lucie, FL	Michigan State
77	Keldrick Wilson	So.	OL	6-4	281	Mt. Ulla, NC	West Rowan HS
7	Wesley Wolfolk	r-So.	WR	6-2	207	Upper Marlboro, MD	Suitland HS
38	Damon Woodcock	r-So.	LB	6-2	248	Norcross, GA	Norcross HS
15	Justin Wright	So.	QB	5-11	172	Hampton, VA	Phoebus HS



COACHES

2017 FOOTBALL MEDIA GUIDE

CONNELL MAYNOR

HEAD COACH



Connell Maynor is beginning his fourth season as the head coach of the Hampton University football program.

Maynor is a veteran of the game with over 20 years of football experience both as a player and coach -- most recently as the offensive architect of the back to back HBCU national titles at Winston-Salem State. He is the 20th head coach in the history of Hampton University football.

The 2016 Pirates finished 5-6 overall and 5-3 in MEAC play to tie for third with South Carolina State. Hampton snapped an eight-game losing skid to the Bulldogs with a 28-26 win at Armstrong Stadium and had wins in four out of five games down the stretch of the season.

Senior wide receiver Rashawn Proctor was named First Team All-MEAC in 2016 making it the third straight year that the Pirates had a first team receiver. Joining Proctor in post-season honors were running back Yahkee Johnson, tight end Jack Willenbrock, offensive lineman Johnny Cruz and punter Christian Faber-Kinney on the second team. Earning third team All-MEAC was quarterback Jaylian Williamson, linebacker Devin Vandyke and defensive back Brendan Cole.

2015 saw the Pirates double their win total from 2014, going 6-5 overall for the program's first winning season since 2011. Hampton went 5-3 in MEAC play last season, including wins over Howard, Delaware State, Morgan State, Florida A&M, and Savannah State.

Four Pirates were named First Team All-MEAC in 2015: wideout Twarn Mixson, offensive lineman Torrian White, defensive end Miles Grooms, and punter Christian Faber-Kinney. In addition, Mixson was named A BoxToRow and SBN Sports All-American.

Other Pirates to earn All-MEAC honors were quarterback David Watford and offensive lineman Michael Young (Second Team), as well as running back Christopher Dukes, defensive lineman

Charles Owens, linebacker Joshua Thorne, and return specialist Darius Banks (Third Team).

The Pirates went 3-9 in 2014, Maynor's first season, and his first win as a Div. I head coach came on Sept. 20 when Hampton defeated Miles College 34-30. Maynor's first year also saw the Pirates upset then-nationally ranked Bethune-Cookman 40-35 on national television, a game that knocked the Wildcats out of contention for the conference title.

Hampton also defeated Delaware State 23-0, giving Maynor his first shutout win as a Div. I head coach. It was the first time since 2009 that Hampton had shut out an opponent.

The Pirates were second in the MEAC in total offense in their first season under Maynor, averaging 381.9 yards per game -- including a MEAC-best 218.8 yards per contest in the air. In addition, Hampton was fifth in the MEAC in rushing offense, to the tune of 163.2 yards per game.

Hampton was second in the MEAC in first downs and fourth in pass efficiency.

Mixson and Faber-Kinney were First Team All-MEAC selections in Maynor's first season, and Faber-Kinney was also a VaSID Second Team All-State selection. Running back Jorrian Washington, offensive lineman Kory Alpichi, and Thorne were Second Team All-MEAC selections.

Offensive lineman Ronald Rose and Grooms were named Third Team All-MEAC, giving the Pirates seven All-Conference honorees in Maynor's first season.

Maynor, a former standout football student-athlete at both Winston-Salem State and North Carolina A&T, has developed a reputation as one of the game's brightest offensive minds, and he brings to Hampton a sterling resume and championship pedigree.

THE MAYNOR FILE

RECORDS AS HEAD COACH

Year	School	Overall	Conference
2016	Hampton	5-6	5-3 (MEAC)
2015	Hampton	6-5	5-3 (MEAC)
2014	Hampton	3-9	2-6 (MEAC)
Div. I Totals		14-20	12-12
2013	Winston-Salem St.	10-2	7-0 (CIAA)
2012	Winston-Salem St.	14-1	7-0 (CIAA)
2011	Winston-Salem St.	13-1	8-0 (CIAA)
2010	Winston-Salem St.	8-2	5-2 (CIAA)
Div. II Totals		45-6	29-2
OVERALL		59-26 (.694)	41-14 (.745)

- Coached WSSU in the 2012 Div. II national championship game (L, 35-7 to Valdosta State)
- Coached WSSU to the Div. II semifinals in 2011 (L, 21-14 to Wayne State)
- Three straight NCAA Div. II Playoff appearances (2011, 2012, 2013)
- Three straight CIAA championships (2011, 2012, 2013)
- Two-time CIAA Coach of the Year (2011, 2012)
- Two HBCU national championships (2011, 2012)

Family: Meryl (wife), Nicole (daughter)

Education: North Carolina A&T, 1995
(B.A. Recreation Administration)

MAYNOR AS A COACH (PRE-WSSU)

- 2000-09: assistant coach at Fayetteville State, most recently quarterbacks coach & offensive coordinator.
- Helped FSU make four CIAA title game appearances.
- Won CIAA titles at FSU in 2002, 2003, and 2009).
- 2006-08: offensive coordinator for the Arena Football League's Philadelphia Soul.

In four years at WSSU, Maynor went 45-6 overall and 29-2 in CIAA play. He won three straight CIAA championships and made three straight appearances in the NCAA Div. II playoffs. In 2011, the Rams made it to the national semifinals, before appearing in the Div. II national championship game in 2012.

WSSU won HBCU national championships in both 2011 and 2012.

He was also named CIAA Coach of the Year in 2011 and 2012, as well as earning Boxtorow HBCU Coach of the Year, Pigskin Club of Washington, D.C. CIAA Coach of the Year, Black College Sports Page BAAD Team Coach of the Year, and Don Hansen Football Gazette Super Region One Coach of the Year.

Maynor was also named the 2011 Sheridan Broadcasting National HBCU Coach of the Year.

Maynor brings more than two decades of football experience both as a coach and as a player in the intercollegiate and professional ranks and is the proud owner of 10 championships, six as a player and four as a coach.

Maynor went to WSSU by way of Fayetteville State, where he spent 10 seasons as a member of the Broncos' award-winning football staff, most recently serving as both the quarterbacks coach and offensive coordinator, where he helped to lead FSU to four CIAA title game appearances and three CIAA Championships (2002, 2003 and 2009).

In addition to his collegiate coaching responsibilities, Maynor served as the offensive coordinator for the Arena Football League's Philadelphia Soul from 2006-2008 where he helped to lead the Soul to the Arena Bowl XXII World Championship in 2008.

Under his leadership the Soul ranked first in scoring offense (62 points per game), touchdowns (132), touchdown passes (102), and red zone efficiency (85 percent) in 2008 en route to an Arena Bowl title.

Maynor's successes have come not only as a coach, but as a player as he has earned six championships as an athlete.

The starting quarterback for the Rams' 1987 CIAA championship football team under then-head coach and current-WSSU Director of Athletics William "Bill" Hayes, Maynor was named to the All-CIAA team as a freshman after passing for 1,071 yards.

After following Hayes to North Carolina A&T, Maynor was named First-Team All-MEAC in both 1990 and 1991. In addition, Maynor was named the MEAC Offensive Player of the Year and was honored as the 100% Wrong Club Player of the Year in both 1990 and 1991 en route to leading the Aggies to the 1991 MEAC championship.

In 2014, Maynor was inducted into the North Carolina A&T Sports Hall of Fame.

A veteran of 12 years in the Arena Football League (AFL), Maynor is a four-time AFL World Champion, having led the Tampa Bay Storm to the 1993 and 1994 World Championships -- in addition to quarterbacking the Orlando Predators to the 1998 and 2000 World Championship titles. For his effort, Maynor was named the Arena Bowl Most Valuable Player in 2000.

A veteran of both the CIAA and the MEAC, Maynor has extensive experience at the both the Division I and Division II levels, and he has demonstrated extensive recruiting acumen, which will immediately help him at Hampton University as he prepares to lead the Pirates back to glory.



-Helped the Soul win Arena Bowl XXII in 2008.

MAYNOR AS A PLAYER

- Started at quarterback on Winston-Salem State's 1987 CIAA championship squad as a freshman and was named All-CIAA.
- Transferred to North Carolina A&T in 1990 and was a two-time MEAC Offensive Player of the Year (1990, 1991).
- Helped North Carolina A&T win the 1991 MEAC championship.
- Inducted into the North Carolina A&T Sports Hall of Fame in 2014.
- Is a 12-year veteran of the Arena Football League.
- Won AFL World Championships with the Tampa Bay Storm (1993, 1994) and Orlando Predators (1998, 2000).
- 2000 Arena Bowl MVP.
- Appeared in the films Any Given Sunday and Remember the Titans.

COACH MAYNOR RECORDS BY OPPONENT (AT HAMPTON)

Bethune-Cookman*	1-0
Coastal Carolina	0-1
Delaware State*	3-0
Florida A&M*	1-1
Howard*	2-1
Kentucky State	1-0
Miles College	1-0
Morgan State*	2-1
Norfolk State*	0-3
North Carolina A&T*	0-3
North Carolina Central*	0-1
Old Dominion	0-2
Richmond	0-2
Savannah State*	2-0
South Carolina State*	1-2
William & Mary	0-3

*denotes MEAC opponent

COACH MAYNOR RECORDS BY OPPONENT (AT WSSU)

Bowie State*	2-0
California (Pa.)	1-0
Chowan*	2-0
Concord College	1-0
Edward Waters	1-0
Elizabeth City State*	3-0
Fayetteville State*	4-0
Indiana (Pa.)	1-0
Johnson C. Smith*	4-0
Livingstone*	4-0
Morehouse	1-0
New Haven	1-0
North Carolina A&T	1-0
North Carolina Central	1-0
Shaw*	3-1
Shepherd	0-1
Shippensburg	1-0
Slippery Rock	1-0
St. Augustine's*	3-1
Tuskegee	1-0
UNC Pembroke	3-1
Valdosta State	0-1
Virginia Lynchburg	1-0
Virginia Union*	4-0
Wayne State	0-1
West Texas A&M	1-0

*denotes CIAA opponent



DEF. COORDINATOR MICHAEL KETCHUM



THIRD SEASON • GUILFORD COLLEGE '78

Michael Ketchum is entering his third season as defensive coordinator for the Hampton University football program. In addition to the linebacker corps, Ketchum will be responsible for recruiting, developing defensive schemes, and game planning.

His defense in 2016 finished second in the MEAC in total yards per game (340.5), third in rushing yards allowed per game (159.0) and tied for fourth in points per game (24.5) against a schedule with a FBS bowl opponent and two perennial FCS playoff contenders.

In 2015, the Pirates gave up just over 21 points per game, but racked up 25 sacks and held four opponents to just 10 points or less – including a shutout of Florida A&M and giving up just three points to Savannah State to close out the season.

The shutout was the program's first since a 23-0 blanking of Delaware State in 2014.

Defensive end Miles Grooms, who ranked second in the MEAC in sacks, was a First Team All-MEAC selection, while defensive lineman Charles Owens and linebacker Joshua Thorne both earned Third Team All-MEAC accolades.

Ketchum came to Hampton from Delaware State, where he had served as defensive coordinator since 2011. Under Ketchum's leadership, the Hornets ranked third in the MEAC in passing defense, and Delaware State was fifth in the conference in total defense.

Prior to that, Ketchum spent the 2010 season as the defensive line coach at Winston-Salem State, where he also served as the team's academic liaison and a liaison to NFL scouts. In the four seasons prior to that, Ketchum was Winston-Salem State's defensive coordinator and strength coach.

Ketchum served as the head coach at his alma mater, Guilford College, from 1991-2004, and in that span, he won the only two conference championships in program history. During his

tenure, Guilford boasted six All-Americans, 67 All-Conference selections, and he was twice named the conference Coach of the Year.

He also served as Guilford's Director of Athletics from 1996-2002.

Prior to that, Ketchum was Guilford's defensive coordinator for three seasons, while also serving as strength and conditioning coach and recruiting coordinator.

His first collegiate coaching job post-graduation came at Carson-Newman College, where Ketchum served as defensive line coach from 1985-88. While Ketchum was there, Carson-Newman won the 1986 national championship and was the national runner-up in 1987.

While pursuing a Master's in education at the University of Florida from 1983-84, Ketchum served as a graduate assistant for the Gators. He primarily coached the team's offensive line and tight ends, and he was part of the 1983 team that won the SEC and the Gator Bowl.

His first coaching job came in 1979-80, when Ketchum was the offensive line coach for the JV team at Eau Gallie High School.

Ketchum played his collegiate football at Guilford, where after serving as a backup as a freshman, he started at center as a sophomore. In his junior and senior seasons, Ketchum started at guard and nose guard, respectively. He was the team's Most Valuable Defensive Player as a senior, and he won the Nercus English Leadership Award.

Ketchum is a member of the American Football Coaches Association.

Ketchum, a native of Greensboro, N.C., has two children with his wife Belinda: Lilly (35) and Matt (29). In his spare time, Ketchum enjoys fishing.



OFF. COORDINATOR DUANE TAYLOR



THIRD SEASON • FAYETTEVILLE STATE '05

Duane Taylor is entering his third season with the Hampton University football program, and this season he will serve as offensive coordinator. He rejoins the staff after serving as the offensive coordinator at Fayetteville State University.

At Fayetteville, his Broncos finished second in the Southern Division ending the year with a four-game conference winning streak. Stevie Green for Fayetteville State was named the CIAA Rookie of the Year after running for 1,150 yards in 2016.

Before leaving Hampton, he served as assistant head coach and wide receivers coach after serving as wide receivers and quarterbacks coach under head coach Connell Maynor.

On top of coaching the wide receivers and quarterbacks, Taylor will handle several recruiting areas and other coaching duties as assigned.

In Taylor's first season with the Pirates, wide receiver Twarn Mixson was a First Team All-MEAC selection after leading the conference in both receptions (5.6 per game) and receiving yards (68.3 per game). Mixson's six touchdown receptions were tied for the second-most among wide receivers in the conference.

Taylor was also the quarterbacks coach in 2014, overseeing signal callers Jaylian Williamson, Bryan Bailey, and Jerrell Antoine. Williamson set a school record with 407 passing yards

in the season opener at Old Dominion, while Antoine threw 11 touchdown passes in five starts.

Taylor came to Hampton after four seasons at Winston-Salem State, serving as wide receivers coach under his mentor – and Rams head coach – Maynor. He coached two 1,000-yard receivers at WSSU: Jameze Massey (1,324 yards in 65 catches) and Jahuann Butler (1,236 yards in 62 catches).

Those two players are the top two in WSSU history in career receiving yards.

He also coached two CIAA Rookies of the Year: Tehyven Brantley in 2010 and Chase Powell in 2013. Taylor also coached Div.

II All-American Dominique Fitzgerald.

His coaching career began at Towers High School in Decatur, Ga., where he served as assistant head coach and offensive coordinator. He guided the second-ranked offense in all of DeKalb County (encompassing 22 schools). Taylor also coached the top running back and kick returner, as well as the second-ranked passer.

He also coach current Buffalo Bill DaNorris Searcy.

After two seasons at Towers, Taylor moved to Hoke County High School in Raeford, N.C., where he held the same position

for two seasons. He guided the 17th-best offense in the state of North Carolina, including the top-ranked wide receiver and third-ranked quarterback.

He also served as assistant head coach for the boy's varsity basketball team (as well as head coach of the 9th-grade team).

Taylor was a four-year letterman at Fayetteville State, and he a member of the CIAA All-Rookie Team in 2000. He was on the 2002 and 2003 Fayetteville State squads that won CIAA titles, and he currently holds over 25 school records.

After his collegiate career, Taylor spent five years in the National

Indoor Football League and the American Indoor Football League, spending his professional playing career as a quarterback, wide receiver, and kicker.

Taylor graduated from Fayetteville State in 2005 with a degree in business administration. He also has a Master's in secondary education, which he earned from the University of Phoenix in 2009.

A native of Roanoke, Va., Taylor a member of the American Football Coaches Association, and he is the proud father of a son, Cameron (4).



SECONDARY

JEEP HUNTER

FIRST SEASON • CATAWBA '91

Johnson "Jeep" Hunter III joins the Hampton University staff in 2017 serving as the secondary coach. He comes to Hampton after a two-year stint at ASA Junior College in Miami, Fla. as a quarterback coach and offensive coordinator.

Hunter has coaching roots in FBS as he coached at the University of Southern Mississippi as the secondary coach in 2012 after being at the University of South Carolina for three seasons. In 2011, he moved to the defense as he oversaw the overseeing the Gamecock safeties. He spent his first two seasons in Columbia coaching the tight ends and serving as an assistant special teams coordinator after being hired on Feb. 3, 2009.

The safety position is not unfamiliar territory for Hunter, as much of his early career was spent on the defensive side of the line of scrimmage. In a prior stop at Eastern Kentucky the versatile coach mentored a highly-ranked Division I-AA secondary.

Johnson oversaw Patrick DiMarco's transition from fullback to tight end in 2010, where the team captain was a key blocker for a much-improved Gamecock rushing attack. DiMarco also had a career-high three touchdowns among his 15 catches for 147 yards. He is currently on the New England Patriots roster after spending the 2016 season with the Atlanta Falcons. In 2009, his first season in Columbia, Hunter's top tight end, junior Weslye Saunders, was among the Gamecock leaders with 32 receptions for 353 and and three touchdowns.

Prior to his arrival in the Palmetto State, Hunter spent two seasons (2006-07) as the tight ends coach at Georgia Tech, where he mentored Michael Matthews, who was a member of the 2007 Super Bowl champion New York Giants.

Hunter went to Georgia Tech after working the previous three seasons on Tommy West's staff at Memphis.

While at Memphis, he helped coach All-America running back DeAngelo Williams, the nation's leading rusher in 2005 at 178.6 yards per game. Williams rushed for more than 6,000 yards and 55 touchdowns in his career and finished as the NCAA's all-time leader in all-purpose yards. He had a lengthy tenure with the Carolina Panthers in the NFL and spent the 2016 season with the Pittsburgh Steelers. Hunter helped the Tigers reach a bowl game each of his three seasons in Memphis.

A native of Denver, N.C., Hunter went to Memphis in 2003 after two seasons at Eastern Kentucky, where he coached the secondary. In 2001, the Colonels ranked in the top 10 in NCAA Division I-AA in all defensive categories. At Eastern Kentucky, he coached safety Jeremiah Bell, who has gone on to a Pro Bowl career with the Miami Dolphins.

Hunter served an NFL Minority Internship with the St. Louis Rams in the summer of 2001. Prior to that, he spent one season

(2000) coaching defensive backs at UT-Chattanooga.

He first worked with Tommy West at Clemson, where he served as a graduate assistant for two seasons (1996-97) and then spent one year as Assistant Athletics Director for Football Management.

Hunter played his collegiate football at Catawba College, an NAIA Division II school in Salisbury, N.C., for three years before suffering a career-ending knee injury. He remained at Catawba as a student assistant coach from 1987-1990 before moving on to Bandys High School in Catawba, N.C., as the assistant head coach, defensive coordinator and special teams coordinator for three seasons (1991-93).

From 1994-96, Hunter was an assistant football coach at North Carolina A&T State University, where he worked with wide receivers, outside linebackers and defensive backs.

Hunter received his bachelor's degree in business administration/physical education from Catawba College in 1991.

He has three children, a daughter, Sophia Marie, and two sons, Joshua and Jude.



TIGHT ENDS / OPERATIONS

JASON MAI

FIRST SEASON • SOUTHWEST MINNESOTA STATE '05

Jason Mai joins the Hampton staff this year after serving as the Offensive Coordinator at St. Augustine's University.

His offense at Saint Augustine's went from 12th to sixth in the CIAA without a full recruiting class last season. They doubled their scoring average, increased total offense by 1,500 yards, threw ten more touchdown passes and five less interceptions.

Prior to Saint Augustine's, Mai coached at Winston-Salem State from 2011-2015 highlighted by a 2012 NCAA Division II National Runner up finish. His teams won three CIAA championships, three consecutive HBCU National Championships. At Winston-Salem State, he coached under current Hampton

Head Coach Connell Maynor. The Rams were 51-11 in five years and for four straight years was tops in the CIAA in total offense and scoring offense. Three of those years they were top 10-ranked in NCAA Division II. While with the Rams, he coached 18 All-CIAA players and three CIAA Players of the Year.

For the 2008-11 seasons, Mai coached at Virginia Union where the offense was ranked among the CIAA leaders in his time. The Panthers averaged 24.6 points, 312.2 yards and 159.3 rushing yards per game.

His first coaching stop in the CIAA was at Johnson C. Smith where he coached from 2006-08. The Golden Bulls earned their

first Pioneer Bowl bid and enjoyed the best start in school history going 5-1 in 2006. J.C. Smith won its first home game since 2003 after starting 0-13 at home.

Mai started coaching at his alma mater Southwest Minnesota State from 2004-06 working with the wide receivers in an offense that averaged 21.1 points and 301.2 yards per game.

He earned his Bachelor of Science in Sociology degree from Southwest Minnesota State University in 2005 and a Master's in Sports Management from North Central University in 2015.



OFFENSIVE LINE MICHAEL RAMSEUR

FOURTH SEASON • MARS HILL '98

Micheal Ramseur is entering his fourth season as an assistant coach with the Hampton University football program, returning to his post as offensive line coach under head coach Connell Maynor. Ramseur will also have a hand in recruiting, particularly the Virginia/North Carolina area.

Last season the Pirates finished second in passing yards per game (219.1) and third in total offense averaging 346 yards per game. Senior lineman Johnny Cruz was named second team All-MEAC for his efforts in 2016.

In 2015, the Pirates offensive line helped the offense rush for 126.2 yards per contest and rank second in the MEAC with 352.7 yards of total offense per contest. In addition, Hampton's offensive line went five games – including the first three – without giving up a sack.

Torrian White was a First Team All-MEAC selection, and Michael Young was named Second Team All-MEAC.

In his first season with the Pirates, Ramseur was the running backs coach, where he coached the likes of Jorrian Washington – who was a Second Team All-MEAC selection – and freshman Eric Carter Jr. Washington and Carter combined for five 100-yard performances in 2014.

In addition, Washington ranked fourth in the MEAC in rushing, averaging almost 76 yards per game on the ground.

Ramseur served under Maynor for four years at Winston-Salem State in the same capacity. In his four seasons at WSSU, Ramseur coached three 1,000-yard running backs: Nick Cooper (in 2010 and 2011) and Maurice Lewis (2012). He also coached All-American offensive lineman Joshua Sims.

Cooper was also named an All-American.

Ramseur began his collegiate coaching career at his alma mater, Mars Hill College, where he served as the offensive line coach for the Lions for the past four seasons. From 2006-09, he guided the development of a number of top players including Josh Sims, who earned first team All-South Atlantic Conference honors as well as Daktronics Super Region II First Team honors as being selected to Don Hansen's Football Gazette NCAA DII All-American Honorable Mention team.

He was also a talented high school coach with seven years of experience.

As a player, Ramseur earned numerous honors as well. He earned numerous high school honors at Maiden High School including earning all-conference and all-region honors twice. He also earned a spot on the All-State team as a senior and played in the 1991 Shrine Bowl. For his efforts Ramseur earned a scholarship to the University of North Carolina-Chapel Hill where he helped lead the Tar Heels to a pair of bowl appearances.

After two seasons, Ramseur transferred to Mars Hill College, where he finished his career with the Lions.

Ramseur is a 1998 graduate of Mars Hill College with a Bachelor of Science degree in Physical Education and a minor in Business. He is married to the former Angie Harris, and they are the proud parents of two children, Joshua (19) and Jalyn (18).

He is a member of both the American Football Coaches Association and the North Carolina Coaches Association.



DEFENSIVE LINE TREMAYNE HENRY

THIRD SEASON • MARS HILL '94

Tremayne Henry is beginning his third full season with the Hampton University football program, where he serves as defensive line coach under head coach Connell Maynor. Henry also spent half of the 2014 season as the interim defensive coordinator for the Pirates.

He helped guide a defense in 2016 that finished second in the MEAC in total yards per game (340.5), third in rushing yards allowed per game (159.0) and tied for fourth in points per game (24.5) against a schedule with a FBS bowl opponent and two perennial FCS playoff contenders.

In 2015, the Pirates rack up 25 sacks on defense, including 8.5 from Miles Grooms, who was a First Team All-MEAC selection and ranked second in the conference in that category. He also had 15 quarterback hurries and 16.0 tackles for loss on the season.

In addition, Charles Owens was a Third Team All-MEAC selection last season.

Henry took over prior to the Pirates' contest against North Carolina A&T in 2014, meaning he served as defensive coordinator for seven contests. Perhaps the Pirates' best

defensive effort of the season came at Delaware State, where the Pirates won 23-0 and recorded their first shutout since 2009.

In that game, the Pirates held Delaware State to just 237 total yards of offense, including 34 on the ground.

Two of the student-athletes Henry coached on the defensive side of the ball – linebacker Joshua Thorne and defensive lineman Miles Grooms – earned All-MEAC accolades. Thorne, who led the MEAC with 113 tackles, was named Second Team All-MEAC, while Grooms was a Third Team All-MEAC selection. Grooms had 52 total tackles and five sacks last season.

Before coming to Hampton, Henry was most recently the defensive coordinator and recruiting coordinator at St. Augustine's. He served in that capacity for eight years, and he spent more than a decade overall with the Falcons. Under his tutelage, St. Augustine's consistently ranked in the top 10 nationally in defense.

Heading into last season, Henry was a nominee for the 2014 AFCA Div. II Assistant Coach of the Year award. Henry, whose specialty is the defensive line, produced eight All-Americans and

10 All-CIAA players during his tenure, including two all-conference linemen last season. One of his players was Shonquez Nelson, a stout defensive tackle who led all NCAA Division II players in sacks per game in 2013. The previous year, Javarous Faulk, who is legally deaf, ranked second nationally in Div. II in sacks per game.

Henry's most celebrated pupil was Alex Hall, an All-American defensive end for the Falcons in 2006 and 2007 who was drafted by the NFL's Cleveland Browns in 2008. Hall is the Falcons' only NFL draft pick since the football program was re-started in 2002.





QUARTERBACKS KAMERON SMITH

THIRD SEASON • WINSTON SALEM STATE '13



Kameron Smith enters his fourth season with the Hampton University football program, serving as quarterbacks coach. He is primarily responsible for helping develop quarterback mechanics and reading progressions.

Last season, senior quarterback Jaylian Williamson earned Third Team All-MEAC honors after he topped the conference in passing yards per game (208.2), second in total offense (206.0 yards per game) and fourth in passing efficiency (115.2). He threw for 2290 yards and 11 touchdowns in 11 games. Williamson was six completions away from tying the school record for completions per season with 193.

In 2015, Smith coached University of Virginia transfer David Watford, who was a Second Team All-MEAC selection after leading the conference in passing yards (209.8 per game) and ranking second in total offense (228.0 yards per game). In 10 games, Watford threw for 2,088 yards and 21 touchdowns, ranking second in program history in touchdown passes in a season.

Watford also ranks third in completions per season (167).

Smith was a three-year starter at quarterback at Winston-Salem State, where he played under current Pirates head coach Connell Maynor. Smith holds HBCU records for most wins in a season, 14 in 2012, and he went 31-4 as a starter. Smith threw for 7,540 career yards and 96 touchdowns.

In 2012, Smith was named Doug Williams Black College Football Offensive Player of the Year, Pigskin Club Offensive Player of the Year, and CIAA Offensive Player of the Year. The First Team All-CIAA selection was also named a First Team All-American and Offensive Player of the Year by BoxToRow.

He was also an All-Region selection by Don Hensen's D-II Football Gazette, and the Associated Press named Smith a Div. II Second Team All-American. Jet magazine named him the 2012 Offensive Player of the Year.

In 2013, Smith was the quarterback for the Kiel Baltre

Hurricanes, before returning stateside to get his coaching start at his alma mater.

In 2014, Smith was the quarterback for the Nebraska Danger of the Indoor Football League.

Smith, a native of Garner, N.C., graduated from Winston-Salem State with a degree in business management. In his spare time, he enjoys riding hot rods and ATVs, as well as fishing.



DEFENSIVE TACKLES MARCUS DIXON

FIRST SEASON • HAMPTON '08



A former four-year starter on the defensive line at Hampton University, Marcus Dixon starts his official collegiate coaching career with the Pirates in charge of the defensive tackles.

Dixon played from 2004-07 and was a team captain his last three years. During his career he averaged almost 40 tackles per year along with 10 tackles for loss and four sacks per season.

After leaving Hampton he played for four NFL teams (Dallas Cowboys, New York Jets, Kansas City Chiefs and Tennessee Titans) and was a member of the 2009 NFC East Champion Dallas Cowboys.

Dixon coached on the defensive line and tight ends last season at Darlington High School in Georgia where he helped coach three defensive lineman and one tight end to All Sub-Region 6A team

recognition. He was also a volunteer defensive line coach at Shorter University in 2012.

He earned his Bachelor of Science in Health and Physical Education from Hampton in 2008 and earned a second Bachelor of Science in Political Science and Public Administration from Walden University in February 2017.



SPECIAL TEAMS CHARLES HUFF

FIRST SEASON • PRESBYTERIAN '85



Charles Huff joins the Hampton University staff this year to work with the defensive backs. He joins the Pirates after two years as the defensive coordinator at Albany State and the Golden Rams coaching staff in May 2015 as the defensive coordinator.

A Portal, Georgia native, Huff played collegiately at Presbyterian College before a four-year NFL career that included two seasons with the San Francisco 49ers (1985-86) and two with the Atlanta Falcons (1987-88). He joined the 49ers the same season as Hall of Famer Jerry Rice, and played in the secondary alongside another Hall of Famer, Ronnie Lott.

He started his coaching career in 1989 at his alma mater (1989-91) and has since made coaching stops at Murray State (1991-

93), West Alabama (1993-94), Austin Peay State (1994-97), UCF (1997-2003), Norfolk State (2004), Florida A&M (2005-07), Miles College (2010), Northern Arizona (2011-13) and Stetson (2014). Throughout his career, Huff has coached virtually every position on the defensive side of the ball.

Huff has also had success in the recruiting circuits. During his career, he recruited and coached defensive back and future NFL star Asante Samuel at Central Florida, as well as ends Elton Patterson (UCF), Reshard Jentry (UCF) and Anthony Hutch (Murray State) to All-America honors. Samuel and Patterson were both selected in the NFL Draft in 2003 in the fourth and seventh rounds, respectively. Samuel has been a three-time Pro Bowler and two-time Super Bowl champion during his career and

currently plays for the Philadelphia Eagles.

As a collegiate player, Huff was a three-time All-American and all-conference selection at Presbyterian College. He holds school records for punt and kick return average and career interceptions (20). He graduated with a degree in history and education from Presbyterian in 1985.

Huff and his wife Resa have three sons: Daron, Trevin and Shamar.

STRENGTH COACH LUKE BUTLER

FIFTH SEASON • AUGUSTANA '08



Luke Butler is in his fifth season as the head strength and conditioning coach for the Hampton University football program, where he is responsible for designing and implementing all aspects of training and nutrition for the Pirates' student-athletes.

Butler was quarterback at Idaho State from 2005-07, before he transferred to Augustana College in 2008. At Augustana, Butler set the school's single-season touchdown record and tallied the most wins for a senior class in school history.

He was also an NCIS Player of the Week five times.

After receiving his B.A. in exercise science from Augustana, where he also served as a strength and conditioning intern his senior year, Butler was an Athletic Performance Coach at UCLA

in 2010. From there, Butler attended Auburn University from 2011-12, where he spent two years as a strength and conditioning coach and received his Master's in adult education.

After leaving Auburn, Butler spent six months as a tactical strength and conditioning coach with the U.S. Air Force Special Operations.

Butler is currently certified through the Collegiate Strength and Conditioning Coaches Association (CSCCA), with SCCC certification.

Butler is a native of Pocatello, Idaho, and he is married to Carolina Villareal. In his spare time, he enjoys outdoor activities, seeing movies, and traveling.



RUNNING BACKS DIEGO RYLAND

FIRST SEASON • UNITED STATES SPORTS ACADEMY '17



Diego Ryland, a retired US Army Sergeant, enters his first season as an assistant coach with Hampton University. He joined the staff after coaching at various high schools in the Hampton Roads area. For the Pirates, Coach Ryland will bring discipline and be in charge of the running backs, as well as assist the Director of Football Operations Jason Mai.

Ryland, a local product of Lake Taylor High School in Norfolk, Va., attended Virginia State University to play football for legendary coach Lou Anderson in 1993. As a player at VSU, Ryland redshirted and entered the US Army the following year.

While in the US Army, Coach Ryland continued to stay involved in football by being a volunteer coach in various states including

Kansas, New York and Maryland. After completing 22 years of Honorable Service, Ryland completed his degree and started a fulltime career in coaching.

From 2012-14, Ryland was at Woodside High School in Newport News, Va. During his tenure, he was a Defensive Varsity Assistant and while there he helped develop the first eighth grade football program on the Peninsula. He also served as the JV Defensive Coordinator and interned as an Assistant Athletic Director at Woodside.

Prior to coming to Hampton University, Ryland spent three seasons as the Offensive Coordinator at Bethel High School in Hampton, Va. At Bethel he also served as the Operations and

Administrative Assistant to Head Coach William Beverly, and Athletic Director Lee Martin.

Ryland obtained a Bachelor's degree in Sports Management in 2017 from the United States Sports Academy, and he is currently obtaining his Masters in Sports Management from United States Sports Academy.

He is engaged to Dr. Sekeena Snead who is a graduate of Hampton University's School of Pharmacy and he has four children, Niambi, Diego, Kyree and Ryan.

GRAD ASSISTANT MARCUS WADE

THIRD SEASON • HAMPTON '17



Marcus Wade is in his third season on the Hampton University football program's coaching staff, serving as a graduate assistant who will help on the defensive side of the ball.

Wade spent four seasons in the defensive backfield for the Pirates, and this past season he played in all 12 games – making 10 starts. He was eighth on the team with 43 total tackles, including 22 solo stops, and he had a career-high seven tackles against South Carolina State and at Howard.

He had three pass breakups last season, and Wade's lone sack

of the season came at Howard. Wade also tied for the team lead with two recovered fumbles – one against William & Mary and one at Richmond – and he had his lone interception of the season against South Carolina State.

Wade played in 41 career games for the Pirates, racking up 73 total tackles. He graduated this past May with a degree in sports management.

Wade, a native of Norfolk, Va., played his high school football at Booker T. Washington.





SPORTS INFORMATION

JIM HEATH

3RD YEAR • CHRISTOPHER NEWPORT '92



A lifetime Hampton resident, Jim Heath is in his first year as the Interim Director of Sports Information at Hampton University. He joined the staff in mid-November of 2015 after serving for 16 years as the Sports Information Director at The Apprentice School in Newport News.

Under Heath's direction, the Office of Sports Information is responsible for the maintenance of the official athletics website, HamptonPirates.com, as well as the creation and editing of such athletics-related publications as media guides, gameday programs (for football), and record books. In addition, all press conferences and interviews with student-athletes, coaches, and staff members are coordinated through the Office of Sports Information.

Heath also has worked for 13 years as a Sports Information Consultant for the United States Collegiate Athletic Association, now located in Norfolk. In his role with the USCAA, he has helped with the development of the website for the association along with serving as statistician for several national championship tournaments. Heath has helped introduce the use

of live stats to national tournaments, working with tournaments for publicity locally and nationally.

He has also served as the USCAA Football Sports Information Director for the last six years where he coordinated the coaches rankings and helped garner national recognition for USCAA football teams.

Heath has always served as a first-call for member schools with statistics and Sports Information needs.

At The Apprentice School, Heath served as the Sports Information Director from 2000-2016. While there, Heath was the media contact for six sports. He played a key role in the establishment of their first website, instituting live statistics at home events and help start their social media presence on Facebook and Twitter.

A 1992 graduate of Christopher Newport University, Heath was a student Sports Information Director throughout his collegiate days. Upon graduation with an English degree, he worked for

two years as the Graduate Assistant Sports Information Director at Old Dominion University. At ODU, he worked with nine sports including the field hockey team that did not lose a game in his two years.

After ODU, he returned to CNU serving as its first Assistant Sports Information Director for two years before going full-time with The Daily Press in Newport News, Va. in 1995 where he worked until March of 2001.

He is an active member of College Sports Information Directors of America and Virginia Sports Information Directors where he was elected for a second two-year term as President of VaSID in June of 2017. Heath has served as the Sports Information Director for the Atlantic Central Football Conference (2004-2010), the National Collegiate Wrestling Association (2002-2007) and as the Media Director for the Virginia Duals wrestling tournament (2004-present). He was named the recipient of the Bob Moskowitz Media Award by the Peninsula Sports Club in June of 2008.

SUPPORT STAFF





MEET THE PIRATES

2017 FOOTBALL MEDIA GUIDE



16 RONALD BELL WR 5-7 162 JR

FORT WASHINGTON, MD. / FRIENDLY HS



2016 SOPHOMORE SEASON

Saw action in all 11 games in a variety of positions as a running back, receiver and a return specialist...had season best 19-yard run in home win over S. Carolina State...caught three passes at NCAA FBS member Old Dominion in the season opener...amassed 76 yards in kick returns at North Carolina A&T.

2015 FRESHMAN SEASON

Saw no action for the Pirates.

FRIENDLY HIGH SCHOOL

Was named Most Outstanding Underclassman as both a sophomore and junior... had 32 tackles as

a sophomore to go along with 100 rushing yards and three touchdowns... was Second Team All-County as a junior after rushing for 632 yards and scoring 10 times... rushed for 998 yards as a senior, while racking up 538 receiving yards... scoring 16 total touchdowns and had 44 tackles on defense... was a PG County All-Star and was named Most Outstanding Athlete.

PERSONAL

Born June 6, 1997... son of Kim Deskins and Earl Williams... nicknamed Ronnie... majoring in journalism with a minor in broadcasting... wants to play in the NFL... also wants to pursue a career as a sports reporter or analyst.



80 NOAH BOONE WR 6-3 189 SO

VIRGINIA BEACH, VA. / LANDSTOWN HS



2016 FRESHMAN SEASON

Saw no action for the Pirates.

LANDSTOWN HIGH SCHOOL

Played football and basketball as a freshman, junior, and senior... was on the track team as a freshman and junior.

PERSONAL

Born June 1, 1998... son of Colleen Boone... has two sisters: Lorraine (24) and Briana (19)... currently undecided regarding his major.



64 ADAM BROWN PK 5-9 170 R-SR

CINCINNATI, OHIO / WALNUT HILL HS



2016 SENIOR SEASON

Handled kickoff and some field goal duties in 2016...hit a 51-yard field goal at RFK Stadium in the Nation's Classic win over Howard...averaged a season best 62.5 yards per kickoff also against Howard...had two of his five kickoffs against Delaware State go for touchbacks...was 5-for-6 on extra-point attempts.

2015 JUNIOR SEASON

Saw action in all 11 games for the Pirates... went 6-for-7 in field goals on the season... was a perfect 6-for-6 in field goals between 30 and 39 yards... his season long field goal, 39 yards, came against Florida A&M... kicked two field goals in that game... was also 36-for-38 in extra point attempts... also handled kickoff duties, averaging 50.1 yards in 54 kicks... had three touchbacks on the season.

2014 SOPHOMORE SEASON

Saw action in two games for the Pirates... made his lone field goal attempt of the season, a 29-yarder, against Miles College... had four kickoffs on the season for an average of 43.5 yards.

2013 FRESHMAN SEASON

Saw action in six games for the Pirates... was 1-for-2 in field goals on the season... hit a 40-yard field goal in the season opener at Western Illinois... had 11 kickoffs for a total of 499 yards, averaging 45.4 yards per kick.

WALNUT HILL HIGH SCHOOL

Played football as a sophomore, junior, and senior... was on the league championship squad as a sophomore... scored 43 points as a junior... also played soccer and tennis all four years... scored 15 goals as a senior... won soccer titles as a sophomore and junior... was on the basketball team as a sophomore, junior, and senior... won section, city, and region titles in basketball as a senior.

PERSONAL

Born Oct. 8, 1994... son of Valencia and Vincent Brown... has one brother, Michael (29)... majoring in business administration... wants to play in the NFL and have a career in music.



33 DEREON CARR DB 6-1 190 R-JR 

WASHINGTON, D.C. / TOLEDO / H.D. WOODSON HS

2016 R-SOPHOMORE SEASON

Saw action in all 11 games in 2016 at defensive back...had season highs of four solo tackles and five total tackles in the home opener against William & Mary...he had an interception in the season finale at Coastal Carolina.

2015 R-FRESHMAN SEASON

Played in nine games for the Pirates... recorded 11 tackles on the season, including six solo stops... had five tackles (two solo) against Richmond... added four tackles (three solo) at William & Mary... had his lone interception of the season against Howard in the Nation's Football Classic.

UNIVERSITY OF TOLEDO

Redshirted.

H.D. WOODSON HIGH SCHOOL

Had four tackles and three catches for 47 yards in limited action as a sophomore... in five games as a junior, caught 11 catches for 135 yards... was First Team All-DCIAA as a senior after making 86 tackles, scoring three touchdowns, and picking off four passes... also had two forced fumbles and three sacks... won city and state titles as a senior.

PERSONAL

Born April 6, 1996... son of Shanta Carr... has two siblings: Dion (9), and Deryonna (14)... nicknamed DCarr... majoring in criminal justice... wants to play in the NFL or become a crime scene investigator/behavior analyst.



27 TERRY CHISLEY DB 5-9 171 SO 

HAMPTON, VA. / BETHEL HS

2016 FRESHMAN SEASON

Saw no action for the Pirates

BETHEL HIGH SCHOOL

Played football all four years... was named First Team All-Freshman... was Second Team on offense and defense as a sophomore, junior, and senior.

PERSONAL

Born Aug. 14, 1997... has three siblings: Reagan (14), Zion (7), and Zaiden (4)... nicknamed TC... plans to major in pharmacy.



1 BRENDAN COLE DB 6-3 215 R-SR 

HAMPTON, VA. / CHRISTCHURCH HS

2016 R-JUNIOR SEASON

Third team All-MEAC selection in 2016...saw action at defensive back in all 11 games in 2016...had a season-high 11 tackles in home win over S. Carolina State...ended the season with nine tackles, one forced fumble, one fumble recovery and one pass breakup at Coastal Carolina...he was second in the MEAC in fumbles recovered and seventh in fumbles forced.

2015 JUNIOR SEASON

Played in 10 games for the Pirates, making five starts... racked up 29 tackles on the season, including 10 solo stops... had a career-high six tackles (one solo) in the season opener against Kentucky State... had five tackles each against Delaware State and at Savannah State... had two interceptions on the season: one against Howard in the Nation's Football Classic and one at Savannah State that resulted in a 32-yard touchdown return... recorded 2.5 tackles for loss on the season.

2014 SOPHOMORE SEASON

Saw action in eight games for the Pirates... had 12 tackles on the season (eight solo, four assisted)... had a season-high five tackles at Richmond (two solo)... recovered a fumble against Morgan State.

2013 FRESHMAN SEASON

Saw action in two games for the Pirates.

CHRISTCHURCH HIGH SCHOOL

Won state championships in both football and basketball.

PERSONAL

Born May 11, 1994... son of Pamela and Stephen Cole... has two brothers: Cory (31) and Adrian (26)... brother Cory is a graduate of Hampton University... nicknamed Cole... was featured in the Daily Press... majoring in mass communication with a minor in political science... wants to play in the NFL or go into TV broadcasting.



98 DARIUS COMMISSIONG DL 6-2 305 SR

DISTRICT HEIGHTS, MD. / IOWA WESTERN



2016 JUNIOR SEASON

Saw action in eight games in 2016...recorded 20 tackles, 2.5 sacks and three quarterback hurries...had season-high four tackles against Florida A&M and three tackles on five different occasions.

IOWA WESTERN JC

Tallied 63 tackles, three sacks and an interception to help Iowa Western to an 11-1 record in 2014 ... Performance of note was a 13-tackle, two-sack outing against Coffeyville (Kan.) CC during a 57-35 victory ... Also reportedly offered by Iowa State at conclusion of junior college career ... Initially signed with Georgia Tech and was redshirted during the 2013 campaign before leaving the Yellow Jacket program in July, 2014.

BISHOP MCNAMARA HIGH SCHOOL

Rated a three-star defensive lineman out of Bishop McNamara by several recruiting publications ... Earned selection to the PrepStar All-Atlantic Region squad ... Invited to play in the 2012 Chesapeake Bowl ... Reportedly had over 20 scholarship offers after high school career before signing with Georgia Tech.

PERSONAL

Born Jan. 14, 1995 ... Son of Darrell Commissiong and the late Darice Stanback ... Has one sibling, sister Dianni.



8 BRANDON COX
QB 6-2 200 GRAD



PASADENA, CA. / UTAH

2016 SEASON

Played in five games in 2016...he completed three of five passes and ran for a season-high 21 yards in the season opener at Old Dominion.

UNIVERSITY OF UTAH

Redshirted as a freshman... played in one game in 2014, completing all three passes for 17 yards and rushing twice for 22 yards against Idaho State.

PASADENA HIGH SCHOOL

Played both football and baseball as a freshman, sophomore, and junior... was First Team Honorable Mention as a sophomore... was named First Team All-Conference as a junior after throwing for 2,700 yards, rushing for 1,000 yards, and accounting for 43 touchdowns... led the league in passing and ranked fourth in rushing... also played basketball.

PERSONAL

Born Aug. 4, 1995... son of Shavawn and Brian Cox... has two siblings: Brittany (30) and Brian (27)... both parents are Hampton University graduates, and father Brian played on the football team... nicknamed B.Cox... majoring in communications with a minor in recreation and tourism... wants to play in the NFL and later become an athletic director.



MEET THE PIRATES



32 LATARUS DAMERON RB 5-9 252 SO



LINCOLNTON, N.C. / LINCOLNTON HS

2016 FRESHMAN SEASON

Saw action in one game in 2016.

LINCOLNTON HIGH SCHOOL

Played football all four years... rushed for 1,118 yards as a sophomore... was All-Conference as a junior and runner-up in the state championship... rushed for 1,700 yards that season... was First Team All-Conference as a senior after rushing for 2,306 yards.

PERSONAL

Born Dec. 8, 1997... son of Shavonna Mayfield and Michael Fields... has three siblings: Joshua (10), Gavin (9), and Addison (3)... nicknamed TDameron... currently undecided regarding his major... wants to be the CEO of his own construction company.



75 JAYSO'N DAVIDSON LB 6-0 225 JR



NEWPORT NEWS, VA. / WOODSIDE HS

2016 SOPHOMORE SEASON

Played in all 11 games in 2016 recording 34 tackles, two tackles for loss, one forced fumble and one fumble recovery...season best eight tackles in home win over S. Carolina State...had forced fumble and fumble recovery in home opener against William & Mary.

2015 FRESHMAN SEASON

Played in seven games as a reserve for the Pirates... had three tackles on the season (one solo)... recorded two tackles (one solo) at S. Carolina State.

WOODSIDE HIGH SCHOOL

Was First Team All-Conference as a junior after racking up 94 tackles... was First Team All-Conference and Honorable Mention All-Region as a senior after totaling 107 tackles... was named to the Adidas 757 All-Star Team... helped Woodside win district titles in football in

2011 and 2012... was also on the track team all four years, coming in first place in the discus as a sophomore... helped Woodside win district titles in track in 2012 and 2013... was on the wrestling team as a sophomore and junior.

PERSONAL

Born June 20, 1997... son of Stacey and Jaymes Davidson... has three siblings: James (20), Jamea (25), and Jalesa (27)... both parents and sister Jalesa are all Hampton University graduates... Jaymes played football at Hampton... nicknamed Jay... was featured in the Daily Press... majoring in chemical engineering... wants to work in the production of pharmaceutical drugs.



50 SHEMAR DEGANNES LB 6-0 216 SO



SIMPSONVILLE, N.C. / WOODMONT HS

2016 FRESHMAN SEASON

Saw action in one game in 2016.



30 AARON EDWARDS DB 5-10 192 R-SO



HAMPTON, VA. / BETHEL HS

2016 R-FRESHMAN SEASON

Saw no action for the Pirates



34 CHAKA DIARRASSOUBA
DB 6-0 190 SR



LITHONIA, GA. / MARTIN LUTHER KING, JR. HS

2016 JUNIOR SEASON

Played in four games in 2016 recording 19 tackles and two pass breakups...had seven tackles against Howard and six with two pass breakups at Old Dominion.

2015 SOPHOMORE SEASON

Played in 11 games for the Pirates, making five starts... was sixth on the team in tackles with 42 (including 26 solo stops)... recorded a season-high eight tackles twice: against Howard (four solo) and at William & Mary (five solo)... added seven tackles each at Morgan State and at S. Carolina State (six solo in each game)... had 3.0 tackles for loss on the season... intercepted his lone pass of the season at Morgan State.

2014 FRESHMAN SEASON

Saw action in all 12 games for the Pirates, making nine starts... was seventh on the team with 48 total tackles (18 solo, 30 assisted) on the season... had a career-high 10 tackles (four solo) at Richmond... added eight tackles (three solo) against S. Carolina State... had two sacks on the season, one against Norfolk State and one against Bethune-Cookman... had 6.0 tackles for loss on the season, including 2.5 against S. Carolina State.

MARTIN LUTHER KING JR. HIGH SCHOOL

Spent his freshman season on both the JV and varsity squads... also split time between the two teams as a sophomore... moved to the varsity team full-time as a junior, recording 73 tackles (56 solo) and nabbing three interceptions... was named the GAC Defensive Player of the Year as a senior after recording 82 total tackles, 10 tackles for loss, and two interceptions... was also on the varsity track & field team as a sophomore.

PERSONAL

Born Jan. 15, 1996... son of Aminata Fofana and S'iadou Diarrassouba... has three siblings: Khalil (19), Fatima (23), and Djenesa (26)... nicknamed Chak... currently undecided about his major... wants to start a business after graduating.



70 MYLES FERRELL OL 6-1 341 SO

ATLANTA, GA. / WOODWARD ACADEMY




2016 FRESHMAN SEASON

Saw no action for the Pirates



48 TYLER FRAZIER DB 6-3 200 JR

COLUMBIA, S.C. / SPRING VALLEY HS



2016 SOPHOMORE SEASON

Saw action in one game in 2016.

2015 FRESHMAN SEASON

Saw no action for the Pirates.

SPRING VALLEY HIGH SCHOOL

Split time between the JV and varsity squads as a sophomore... had 84 tackles as a junior to go

along with two interceptions... racked up 106 tackles as a senior, as well as three interceptions, five pass deflections, and a fumble recovery... was All-Region... played in the North/South Game... was named All-Midlands... named one of the state's Top 10 Defensive Backs and was an Elite 11 selection... named All-State by 2014 High School Sports Report... also ran track for one year.

PERSONAL

Born June 11, 1997... son of Cynthia Frazier and Brian McDonald... was featured in The State... majoring in kinesiology... wants to be a physical therapist.



19 TYHEEM FREEMAN DB 5-10 203 SO



LITHONIA, GA. / LITHONIA HS

2016 FRESHMAN SEASON

Saw no action for the Pirates.

LITHONIA HIGH SCHOOL

Played varsity football as a junior and senior... was named Most Improved as a junior... also played basketball all four years... averaged 18 points and three assists as a senior, named Best All-Around... averaged 16 points a game as a junior and 12 points a game as a sophomore.

PERSONAL

Son of Antoinette Freeman and Tyquine Wilson... has two siblings: Juwel (13) and Kyrie (3).



55 GIBRIL GHEE OL 6-2 320 JR



LAWRENCEVILLE, GA. / BERKMAR HS

2016 SOPHOMORE SEASON

Saw action in eight games in 2016...helped an offensive line that averaged 346 yards per game and protect Jaylian Williamson who threw for a MEAC-high 208.2 yards per game.

2015 FRESHMAN SEASON

Saw no action for the Pirates.

BERKMAR HIGH SCHOOL

Split time between the JV and varsity teams as a freshman... moved to varsity full-time as a sophomore.

PERSONAL

Born March 23, 1997... son of Fatoa and Edward Ghee... has two siblings: Abdou (36) and Adama (33)... grandfather is a graduate of Hampton University... nicknamed G... was featured in the Gwinnett Daily Post... majoring in kinesiology... wants to work as an athletic trainer.



14 BRENDAN GREENE QB 6-0 196 SO



COLUMBIA, S.C. / AC FLORA HA

2016 FRESHMAN SEASON

Saw no action for the Pirates.

A.C. FLORA HIGH SCHOOL

Played varsity football all four years... had 1,500 passing yards and 22 touchdowns as a sophomore... was named All-Region as a junior after passing for 3,000 yards and 30 touchdowns... also had 800 rushing yards that season... won a regional title as a junior... passed for 2,000 yards as a senior... also played baseball all four years... won three straight

regional titles as a sophomore, junior, and senior... won a state title as a sophomore... hit .320 as a senior.

PERSONAL

Born May 11, 1998... son of Katina and Deuey Greene... has three siblings: Travis (27), Lauren (16), and Deuey IV (15)... nicknamed Brendo... was featured in The State... currently undecided regarding his major... wants to one day own his own business.



68 RYAN GOULD
OL 6-2 315 SR



CLEMMONS, N.C. / FORK UNION MILITARY ACADEMY / W. FORSTYH HS

2016 JUNIOR SEASON

Saw action in seven games in 2016... helped an offensive line that averaged 346 yards per game and protect Jaylian Williamson who threw for a MEAC-high 208.2 yards per game.

2015 SOPHOMORE SEASON

Played in 11 games for the Pirates, making seven starts... part of an offensive line that helped Hampton average over 131 rushing yards per game... helped the Pirates record the MEAC's second-best offense, averaging 359.1 total yards per game... helped Dwayne Garrett rush for a career-high 147 yards against Florida A&M, the team's lone 100-yard rushing effort on the season.

2014 FRESHMAN SEASON

Saw action in seven games for the Pirates, making starts against William & Mary and S. Carolina State... was part of an offensive line that helped Hampton average 163.2 rushing yards per game, ranking fifth in the MEAC... helped Jorrian Washington rank fifth in the conference in rushing (75.8 yards per game).

WEST FORSYTH HIGH SCHOOL

Was First Team JV as a freshman... moved up to the varsity team as a sophomore, earning First Team honors... was All-Northwest and All-Offensive First Team as a junior... was First Team Varsity as a senior, while also earning All-Conference, All-Northwest, and All-Offensive honors... played in the Shrine Bowl... was also a basketball player all four years.

PERSONAL

Born Dec. 13, 1994... son of Tiwana and Andre Gould... has two brothers: Andre (23) and Johnson (17)... nicknamed Gould... was featured in the Winston-Salem Journal and Clemmons Courier... majoring in sports management.



84 TAI JAMES DB 5-7 172 SO



ROCHESTER, N.Y. / MCQUAID HS

2016 FRESHMAN SEASON

Saw no action for the Pirates

MCQUAID HIGH SCHOOL

Picked up his first career interception as a sophomore... had 21 tackles and 10 pass breakups as a junior... racked up 30 tackles as a senior, while also rushing for 150 yards... had two touchdowns

and an interception that season.

PERSONAL

Born Jan. 28, 1998... son of Shaquana and AJ James... has two siblings: Kary (15) and Daja (10)... nicknamed Ali... was featured in the Democrat and Chronicle... plans to major in engineering... wants to earn a Master's and Doctorate in engineering.



76 DONOVAN JOHNSON 
OL 6-4 300 R-SR

CLINTON, MD. / GWYNN PARK HS

2016 SENIOR SEASON

Saw action in nine games in 2016...recorded a solo tackle against Morgan State...helped an offensive line that averaged 346 yards per game and protect Jaylian Williamson who threw for a MEAC-high 208.2 yards per game.

2015 JUNIOR SEASON

Played in 10 games for the Pirates, making nine starts... part of an offensive line that helped Hampton average over 131 rushing yards per game... helped the Pirates record the MEAC's second-best offense, averaging 359.1 total yards per game... helped Dwayne Garrett rush for a career-high 147 yards against Florida A&M, the team's lone 100-yard rushing effort on the season.

2014 SOPHOMORE SEASON

Started in all 12 games for the Pirates... anchored an offensive line that helped Hampton average 163.2 rushing yards per contest, ranking fifth in the MEAC... helped Jorrian Washington rank fifth in the conference in rushing (75.8 yards per game)... blocked on the offensive line for five 100-yard rushing games for Hampton running backs, including two at Delaware State (142 yards, Jorrian Washington and 113 yards, Eric Carter Jr.).

2013 FRESHMAN SEASON

Saw action in two games for the Pirates... was part of a Pirates offensive line that helped the team average 154.8 rushing yards per game (sixth in the MEAC).

GWYNN PARK HIGH SCHOOL

Was on the varsity team all four years... was named Second Team All-County as a sophomore, recording 40 tackles... had 58 tackles and started on both sides of the ball as a junior... was named First Team All-County, All-Region, and All-State as a junior...was First Team All-State again as a senior, playing exclusively on the offensive line... played in the SMAC All-Star Game... played JV basketball as a freshman.

PERSONAL

Born April 23, 1995... son of Alesia Johnson... has one sister, Davian (24), who attends Towson... nicknamed Don... was featured in The Washington Post and The Gazette... majoring in strategic communication... wants to play in the NFL.



71 MALIK MACKEY OL 6-8 340 JR 

ATLANTA, GA. / BENJAMIN E. MAYS HS

2016 SOPHOMORE SEASON

Saw action in 11 games in 2016... helped an offensive line that averaged 346 yards per game and protect Jaylian Williamson who threw for a MEAC-high 208.2 yards per game.

2015 FRESHMAN SEASON

Saw no action for the Pirates.

BENJAMIN E. MAYS HIGH SCHOOL

Played football as a sophomore, junior, and senior... was All-Region Honorable Mention as a junior... was named Second Team All-Region as a senior... helped the school reach its first-

ever state championship game as a senior... played 38 games in his varsity football career after not playing as a freshman... had 16 pancake blocks as a senior... also played basketball.

PERSONAL

Born Jan. 31, 1997... son of Jennifer and Malcolm Mackey... has one sister, Jasmine... nicknamed Big Mackey... majoring in sports management.



2 YAHKEE JOHNSON
RB 5-7 160 SR



RICHMOND, VA. / NASSAU CC

2016 JUNIOR SEASON

Second team All-MEAC selection in 2016...fourth in the MEAC in yards/game (69.4)...went over 100 yards on three occasions with a high of 121 at Delaware State...accounted for five touchdowns – four rushing and one receiving...ran for 115 yards against William & Mary and 112 against Savannah State...had season best four receptions for 47 yards at Delaware State.

NASSAU COMMUNITY COLLEGE

Had 94 rushes for 910 yards and eight touchdowns as a freshman... was an All-American as a sophomore after rushing 140 times for 1,000 yards and 10 touchdowns... was also All-Conference that season.

L.C. BIRD HIGH SCHOOL

Was on the JV team as a freshman and sophomore... moved up to varsity as a junior... had 2,396 yards and 33 touchdowns that season... was named All-District, All-Metro, and All-State, earning Offensive Player of the Year honors at all three levels... had 2,509 yards and 37 touchdowns as a senior... was again named Offensive Player of the Year at the district, metro, and state level... was also All-State in track & field as a senior.

PERSONAL

Born Nov. 21, 1993... son of Brigetta Keel and Robert Johnson... has seven siblings: Malik (20), Robert (22), Anthony (25), Deante (26), Kelvonte (27), Jecori (28), and Jakia (24)... was featured in the Richmond Times-Dispatch... majoring in sports management.



90 DERRICK MORELAND DL 6-2 316 SO



MT. ULLA, N.C. / WEST ROWAN HS

2016 FRESHMAN SEASON

Saw no action for the Pirates

PERSONAL

Born April 7, 1998



31 ELIJAH NELSON DB 6-1 201 SO



HAMPTON, VA. / PHOEBUS HS

2016 FRESHMAN SEASON

Saw action in one game in 2016 recording a tackle against Florida A&M.

MEET THE PIRATES



53 OWEN OBASUYI



DL 6-5 270 SR

VIRGINIA BEACH, VA. / LANDSTOWN HS

2016 JUNIOR SEASON

Played in nine games in 2016...recorded 41 tackles and six tackles for a loss...had season-high 12 tackles at Coastal Carolina in the season finale...against Delaware State he had eight tackles and a sack.

2015 SOPHOMORE SEASON

Played in 10 games for the Pirates, making his lone start of the season at S. Carolina State... had 22 tackles on the season, including 12 solo stops... had a season-high four tackles (two solo) at William & Mary... was third on the team with 3.0 sacks on the season... recorded two of those sacks against North Carolina A&T... had 5.5 tackles for loss on the season... forced and recovered a fumble against North Carolina A&T.

2014 FRESHMAN SEASON

Saw action in 11 games for the Pirates, making seven starts... had 36 total tackles (16 solo, 20 assisted) on the season... had a season-high eight tackles (one solo) in the Pirates' upset over nationally-ranked Bethune-Cookman... had six tackles (three solo) against S. Carolina State... had two sacks on the season... had six tackles for loss on the season, including 2.5 against S. Carolina State.

LANDSTOWN HIGH SCHOOL

Played varsity football all four years... was named Second Team at offensive line as a sophomore... had 40 tackles, eight sacks, and three forced fumbles as a junior, earning First Team honors at defensive line... recorded 80 tackles as a senior to go along with 16 sacks and six forced fumbles... was named First Team All-Beach District and Second Team All-Tidewater... played JV basketball as a freshman and sophomore before playing on the varsity squad as a junior and senior.

PERSONAL

Born May 7, 1996... son of Karen Underwood and Osa Ogiamen... has three siblings: Kuuhana (33), Osasere (13), and Osahon (10)... nicknamed Big O... was featured in The Virginian-Pilot and VirginiaPreps... majoring in business management... wants to own his own business that helps keep children out of trouble.



88 TYLON PATTERSON WR 6-4 221 SO



COVINGTON, GA. / LITHONIA HS

2016 FRESHMAN SEASON

Saw no action for the Pirates.

LITHONIA HIGH SCHOOL

Split time on the JV and varsity squads as a sophomore... moved up to varsity full-time as a junior... was named Offensive Player of the Year as a senior... led the Sub-Region in yards,

touchdowns, and sacks... also played basketball all four years... was named Most Improved... averaged a double-double as a senior... won the regional title as a junior.

PERSONAL

Son of Yolanda and Reggie Patterson... has one sister, Brandice (25).



63 BRUCE PERRY DB 5-10 169 R-JR

FORT WASHINGTON, MD. / BISHOP O'CONNELL HS



2016 R-SOPHOMORE SEASON

Saw action in 10 games in 2016...had six tackles and two pass breakups...recorded two tackles against Morgan State and S. Carolina State...scored a 27-yard blocked punt return for a touchdown against Howard.

2015 SOPHOMORE SEASON

Redshirted for the Pirates.

BISHOP O'CONNELL HIGH SCHOOL

Was Honorable Mention in the WCAC as a junior after helping the team win the conference title...

was named Honorable Mention again as a senior... also played basketball as a sophomore and junior.

PERSONAL

Born March 16, 1996... has two siblings: Lauren (25) and Maya (16)... cousins Landon Giles, Edward Allen, and Claudia Williams are Hampton University graduates... nicknamed Bruce Almighty... was featured in The Washington Post... majoring in business management... wants to be a sports agent.



10 CHASE POWELL WR 5-8 175 R-SR

UPPER MARLBORO, MD. / WINSTON-SALEM ST. / DR. HENRY A. WISE HS



2016 R-JUNIOR SEASON

Saw action in seven games in 2016...made a big splash as a returner with 12 kick returns for a 21.5 average and a 95-yard kickoff return for a touchdown against Savannah State.

2015 R-SOPHOMORE SEASON

Played in nine games for the Pirates... caught 14 passes for 94 yards on the season... had four catches for a season-high 57 yards at S. Carolina State... rushed 19 times for 79 yards on the season, averaging 4.2 yards per carry... rushed seven times for a season-high 37 yards against Howard in the Nation's Football Classic.

WINSTON-SALEM STATE UNIVERSITY

Redshirted as a freshman... was named CIAA Rookie of the Year after racking up 765 yards and

seven touchdowns.

DR. HENRY A. WISE HIGH SCHOOL

Had seven touchdowns as a freshman before bumping that total up to 19 as a sophomore... had 17 touchdowns on 995 yards as a junior... won the first state championship in school history as a senior, racking up 1,700 yards and 33 touchdowns... was a Pigskin Award winner... was named BWV Player of the Month.

PERSONAL

Born May 17, 1995... son of Karen and Charles Powell... has one sister, Kayla (19)... majoring in business management with a minor in IT... wants to become a computer programmer.



45 ANTHONY PREVOST PK 5-5 151 R-SR

CHESTERFIELD, VA. / THOMAS DALE HS



2016 R-JUNIOR SEASON

Handled kickoff duties and field goal in 2016...was 4-of-9 in field goals hitting two against Delaware State including a season-best 35-yarder...averaged over 58 yards per kickoff with two touchbacks...season-best 67-yard average on kickoffs against William & Mary.

2015 SEASON

Saw no action for the Pirates.

2014 SOPHOMORE SEASON

Held kickoff duties, field goals and extra-point attempts in 2014...was 9-of-18 in field goals hitting two against Miles, Norfolk State and Bethune-Cookman...made season long 43-yarder against Delaware State...was 27-of-31 in extra-point attempts...had 15 touchbacks in 50 kickoffs averaging over 54 yards per kickoff.

2013 R-FRESHMAN SEASON

SBN Sports Black College All-American... Beyond Sports Network FCS Honorable Mention All-American... First Team All-MEAC... saw action in all 12 games for the Pirates... hit 17 of 19 field goal attempts on the season, and he tied for second in the MEAC in scoring among kickers... hit three field goals against Delaware State... nailed a season-long 43-yard field goal at S. Carolina State... added a 42-yard field goal against North Carolina Central... had 47 kickoffs on the season, recording nine touchbacks... Beyond Sports Network Preseason First Team selection for 2014...

also named to The Sports Network 2014 FCS Preseason All-America Second Team.

2012 FRESHMAN SEASON

Redshirted for the Pirates.

THOMAS DALE HIGH SCHOOL

Split time between the JV and varsity squads as a freshman... moved to varsity as a sophomore, earning First Team All-District and Second Team All-Region honors as the team won district, regional, and state championships... earned those honors again as a junior... helped the team win a district title as a senior, earning First Team All-District honors as a kicker and Second Team honors as a punter... was also on the soccer team all four years... ran indoor track as a freshman and sophomore.

PERSONAL

Born Sept. 4, 1994... son of Habibah and Jefferson Prevost... nicknamed AJ... was featured in The Hopewell News... majoring in elementary education... wants to become a coach or an elementary school teacher.



11 ROBERT SCOTT DB 6-0 208 SO



RICHMOND, VA. / ARMY PREP

2016 FRESHMAN SEASON

Saw action in all 11 games in his first season...recorded 33 tackles, one forced fumble and one blocked kick...topped the team in pass deflections (9), pass breakups (7) and interceptions (2)...season high eight tackles against S. Carolina State...had four pass breakups against Savannah State...recorded interceptions against Morgan State and S. Carolina State.



61 DAVID SMITH OL 5-11 250 JR



WASHINGTON, D.C. / GONZAGA COLLEGE HS

2016 SOPHOMORE SEASON

Saw action in six games in 2016...helped an offensive line that averaged 346 yards per game and protect Jaylian Williamson who threw for a MEAC-high 208.2 yards per game.

GONZAGA COLLEGE HIGH SCHOOL


Split time on the JV and varsity squads as a sophomore... won a state championship as a senior... was also on the track team as a freshman.

2015 FRESHMAN SEASON

Saw no action for the Pirates.

PERSONAL

Born June 22, 1997... son of Annette and David Smith... has one sister, Kayla (14)... plans to major in business.



29 DONALD SMITH DB 6-1 190 SO



DANVILLE, VA. / GEORGE WASHINGTON DANVILLE HS

2016 FRESHMAN SEASON

Saw no action for the Pirates.

Athlete of the Year... also played basketball all four years... was on the track & field team as a junior and senior... also played soccer as a senior.

GEORGE WASHINGTON HIGH SCHOOL

Played football all four years... was First Team All-District, All-Region, and All-Conference as a senior... was also First Team All-Metro and All-State... was named George Washington Male

PERSONAL

Son of Denise and Donald Smith... has one sister, Denelle (19)... was featured in the Register & Bee... plans to major in physical therapy... wants to pursue a Master's degree in medicine.



93 OMAR SMITH DL 6-3 225 SO



WENDELL, N.C. / EAST WAKE HS

2016 FRESHMAN SEASON

Saw action in one game at Coastal Carolina and recorded one tackle.

PERSONAL

Born Aug. 2, 1998... was featured in the News Observer... plans to major in accounting... wants to play in the NFL.



5 STEVEN SMITH LB 6-1 228 SR



VIRGINIA BEACH, VA. / SAN JOSE CITY COLLEGE

2016 JUNIOR SEASON

Ranked 26th in MEAC in tackles per game in 2016 (4.5)...topped the team in tackles for loss (10.5), sacks (4.5) and quarterback hurries (10) while ranking second on the team in total tackles (61)...Had season highs of 11 tackles and 2.5 for loss against Morgan State and Coastal Carolina...Recorded nine tackles and a season-high four quarterback hurries against Savannah State.

SAN JOSE CITY COLLEGE

Named First Team All-Conference as a sophomore.

SALEM HIGH SCHOOL

Won Beach District championships as a junior and senior... was named Honorable Mention All-District both seasons.

PERSONAL

Son of Carol and Steven Smith... has two siblings, Kendelle (24) and Eboni (22).



94 DAVONTE' SPRUILL
DL 6-3 222 R-JR



PLYMOUTH, N.C. / EAST CAROLINA

2016 R-SOPHOMORE SEASON

Saw action in eight games at defensive end in 2016...recorded 23 tackles, three quarterback hurries and one forced fumble...season high four tackles against Morgan State and Savannah State...did have at least one tackle in every game.

EAST CAROLINA UNIVERSITY

Redshirted as a freshman.

PLYMOUTH HIGH SCHOOL

Was Honorable Mention All-Area and All-Conference as a sophomore... had seven receiving touchdowns as a junior, again earning Honorable Mention All-Area and All-Conference accolades... WDN Defensive Player of the Year as a senior... was All-State, All-Area, and All-Conference... had 182 tackles, three sacks, and two interceptions as a senior... helped Plymouth advance to the state title game... also played basketball all four years.

PERSONAL

Born Jan. 15, 1996... son of Linda and Jeff Arnold... has one sister, Shanece (23)... nicknamed Tray... was featured in the Roanoke Beacon... majoring in sports studies with a minor in engineering... wants to join the Army and get into coaching.



58 JOSEPH STEVENSON DB 6-3 200 JR



VIRGINIA BEACH, VA. / SAN JOSE CITY COLLEGE

2016 SOPHOMORE SEASON

Saw action in six games during his first season in 2016...recorded one tackle in win over Howard.

2015 FRESHMAN SEASON

Saw no action for the Pirates.

JACK BRITT HIGH SCHOOL

Played football as a sophomore, junior, and senior... was on the state runner-up team as a

sophomore... had 139 tackles as a junior... had 109 tackles and 300 yards passing as a senior, earning the Coaches Award... also wrestled all four years... was a state champion wrestler as a senior... was seventh in states as a junior... was a state qualifier as a sophomore.

PERSONAL

Born Aug. 16, 1997... son of Pamela and Patrick Stevenson... has two brothers: Patrick (22) and Donovan (14)... nicknamed JoJo... was featured in the Fayetteville Observer... plans to major in biology... wants to attend medical school and work on reconstructive burn surgery.


51 BRYSON STUKES QB 6-0 220 SO

VIRGINIA BEACH, VA. / LANDSTOWN HS
2016 FRESHMAN SEASON

Saw no action for the Pirates.

LANDSTOWN HIGH SCHOOL

Played football and basketball all four years... had 122 passing and 100 rushing yards as a freshman... was named Second Team All-Conference as a sophomore... passed for 2,236

yards, while rushing for 785 yards, as a junior... had 1,522 passing and 886 rushing yards as a senior... named First Team All-Conference... was named the team's Offensive MVP.

PERSONAL

Born July 11, 1998... son of Gina and Gerod Stukes... has five siblings: Candice (33), Jasmine (25), Brent (16), Bryan (13), and Brock (11)... was featured in The Virginian-Pilot.


97 DESMOND STURDIVANT DL 6-2 270 JR

GREENSBORO, N.C. / BEN L. SMITH HS
2016 SOPHOMORE SEASON

Saw action in 11 games on the defensive line in 2016...recorded 39 tackles, five quarterback hurries, 3.5 tackles for loss, two forced fumbles and 1.5 sacks...season high six tackles in consecutive weeks against Delaware State and Morgan State...had five tackles in season finale at Coastal Carolina.

2015 FRESHMAN SEASON

Saw his only action of the season against Richmond.

BEN L. SMITH HIGH SCHOOL

Had 87 tackles and 12 sacks as a junior, including 15 tackles for loss... was First Team All-

Metro 4A and All-Conference... was First Team All-Area and First Team All-Metro as a senior... was also named Metro 4A Defensive Player of the Year after racking up 96 tackles, 26 tackles for loss, 15 sacks, and forcing six fumbles... also recovered two fumbles, scored a touchdown, and broke up nine passes.

PERSONAL

Born Feb. 2, 1997... son of Lyn Sturdivant and David Polk... has two siblings: Darian (31) and Jameka (29)... nicknamed Des... was featured in the Greensboro News and Record... majoring in criminal justice... wants to work as a criminal defense attorney.


35 DEVIN THURMOND DE 6-3 215 JR

ELLENWOOD, GA. / CEDAR GROVE HS
2016 SOPHOMORE SEASON

Saw action in 10 games on the defensive line in 2016...recorded four tackles with 2.5 for a loss on the year...had one tackle for a loss in consecutive weeks against Florida A&M and S. Carolina State.

2015 FRESHMAN SEASON

Saw no action for the Pirates.

CEDAR GROVE HIGH SCHOOL

Had 40 tackles and seven sacks as a senior... won the Coca-Cola Golden Helmet Award... was 4-AAA All-Region Honorable Mention... also averaged 10.2 points and 9.4 rebounds a game on the basketball court as a senior, earning All-Region honors and leading Cedar Grove to a regional championship.

PERSONAL

Born April 3, 1997... son of Benita and Oscar Thurmond... was featured in the Atlanta Journal-Constitution... majoring in business administration with a minor in entrepreneurship... wants to become a business owner.



19 ORAL VARCCIANN DB 6-0 214 JR

LITHONIA, GA. / LITHONIA HS



2016 SOPHOMORE SEASON

Saw action in all 11 games in 2016 at defensive back...recorded 31 tackles, six pass breakups and four tackles for a loss...he was second on the team in passes defended and pass breakups (6)...had season-high six tackles in home win over Morgan State...added four tackles against William & Mary and Florida A&M.

2015 FRESHMAN SEASON

Played in 11 games for the Pirates, making two starts (at S. Carolina State, against Florida A&M)...

racked up 30 tackles on the season, including 12 solo stops... had a season-high seven tackles (one solo) against Richmond... also had half a tackle for loss in that game... recovered two fumbles on the season, including one for an 83-yard touchdown return against Delaware State... MEAC Co-Rookie of the Week (Oct. 12).

PERSONAL

Born April 27, 1997... son of Paulette Williams and Oral Varcciann... has three siblings: Kenney (2), Ronaldo (11), and Robert (20)... was featured on 24-7 Sports... majoring in criminal justice.



13 JUSTIN WILLIAMS DB 6-0 180 R-SR

PORT ST. LUCIE, FLA. / MICHIGAN STATE / TREASURE COAST HS



2016 R-JUNIOR SEASON

Played in all 11 games in 2016 in the defensive backfield and saw some action as a returner...had three tackles at Howard and Florida A&M...returned one kick at Coastal Carolina for 11 yards.

2015 R-SOPHOMORE SEASON

Played in 10 games for the Pirates... had 19 tackles on the season, including 13 solo stops... had a season-high four tackles twice: at Morgan State (four solo) and against Howard in the Nation's Football Classic (three solo)... recorded his lone interception of the season at S. Carolina State.

MICHIGAN STATE UNIVERSITY

Redshirted in 2013.

TREASURE COAST HIGH SCHOOL

Ranked No. 21 on The Palm Beach Post's Big Board... three-year starter... Honorable Mention All-Area selection as a senior... recorded 20 tackles (12 solos, 8 assists) and accounted for six total

touchdowns in 2012... rushed 46 times for 211 yards (4.6 avg.) and three TDs as a senior... had 10 receptions for 169 yards (16.9 avg.) and two scores in 2012... produced six tackles and scored on a 51-yard bomb - his only reception of the game - vs. West Centennial... registered a season-high nine tackles (8 solos, 1 assist) vs. Mainland... his top all-around performance came in the 2012 season opener vs. Village Academy, as he had 16 touches for 194 yards (12.1 avg.) and three TDs to go along with five tackles and a fumble recovery... ran 12 times for 121 yards (10.1 avg.) and two TDs and had four catches for 73 yards (18.3 avg.) and another score vs. Village Academy... named to Orlando Sentinel MidEast Florida Super60 (preseason No. 5)... produced 36 tackles and returned two kicks for TDs as a junior in 2011... gained 234 yards on 52 carries and scored one rushing TD as a sophomore in 2010... also participated in track & field... won 4A District 8 championships in both the 100 and 200 in 2012... posted personal bests of 10.88 in the 100, 21.76 in the 200 and 17-10 1/2 in the long jump

PERSONAL

Born Oct. 12, 1994... son of Michelle Colebrook and Luke Lewis... majoring in sociology.



77 KELDRICK WILSON OL 6-4 281 SO

MT. ULLA, N.C. / WEST ROWAN HS



2016 FRESHMAN SEASON

Saw no action for the Pirates

WEST ROWAN HIGH SCHOOL

Played football as a junior and senior... was named Second Team All-County... was also on the basketball team as a sophomore, junior, and senior.

PERSONAL

Born Dec. 5, 1997... son of Tenecia Bolwer and Broderick Wilson... has one brother, Justin (8)... nicknamed KJ... was featured in the Salisbury Post... plans to major in computer information systems... wants to play in the NFL.



18 WESLEY WOLFOLK WR 6-3 205 JR

UPPER MARLBORO, MD. / SUITLAND HS

2016 SOPHOMORE SEASON

Caught nine passes for 93 yards in 2016...season best three catches for 32 yards against Norfolk State...caught two passes for season-high 42 yards against William & Mary.

2015 FRESHMAN SEASON

Saw no action for the Pirates.

SUITLAND HIGH SCHOOL

Passed for 1,500 yards as a junior, while also rushing for 600 yards and combining for 23 touchdowns... was named All-County and All-Gazette... was All-State Honorable Mention...

was Second Team All-State and All-County as a senior after passing for 2,700 yards and 29 touchdowns... also rushed for 500 yards and eight touchdowns... won a regional title and was a state runner-up as a senior... also ran track as a sophomore and junior... won indoor and outdoor state titles as a sophomore.

PERSONAL

Born July 20, 1996... son of Charlotte and Kevin Wolfolk... has three siblings: Jasmine (24), Myles (18), and Maya (15)... nicknamed Wes... was featured in The Washington Post and The Sentinel... plans to major in business management... wants to get into coaching after playing professional football.



38 DAMON WOODCOCK LB 6-2 230 JR

NORCROSS, GA. / NORCROSS HS

2016 SOPHOMORE SEASON

Saw action in six games in 2016 at linebacker...recorded tackles against Howard and Delaware State...blocked a punt against Howard that was returned for a touchdown.

2015 FRESHMAN SEASON

Saw no action for the Pirates.

NORCROSS HIGH SCHOOL

Had 30 tackles – 10 for loss – as a senior, registering 2.5 sacks... split time between the JV and varsity squads as a junior... also played basketball as a freshman and sophomore.

PERSONAL

Born Feb. 14, 1997... son of Erica Nelson... nicknamed Woody... was featured in the Gwinnett Daily Post... wants to play professional football and become a history teacher.



46 JUSTIN WRIGHT QB 5-11 172 SO

HAMPTON, VA. / PHOEBUS HS

2016 FRESHMAN SEASON

Saw no action for the Pirates.

PHOEBUS HIGH SCHOOL

Passed for over 2,000 yards as a senior... had 25 touchdowns with just five picks... was named All-Region... won a pair of state titles as a senior in track & field.

PERSONAL

Born May 3, 1998... son of Andrea and Rodney Wright... both parents are Hampton University graduates... father Rodney played football... nicknamed JWright... plans to major in criminal justice.



MEAC

2017 FOOTBALL MEDIA GUIDE

MEAC History

The Mid-Eastern Athletic Conference (MEAC) begins its 48th year of intercollegiate competition with the 2017-18 academic school year. Located in Norfolk, Va., the MEAC is made up of 13 outstanding historically black institutions across the Atlantic coastline: Bethune-Cookman University, Coppin State University, Delaware State University, Florida A&M University, Hampton University, Howard University, University of Maryland Eastern Shore, Morgan State University, Norfolk State University, North Carolina A&T State University, North Carolina Central University, Savannah State University and South Carolina State University.

The MEAC sponsors 15 Division I (FCS) sports with automatic qualifying bids for NCAA post-season competition in baseball, bowling, men's and women's basketball, men's and women's cross country, men's and women's tennis, men's and women's track & field, softball, volleyball and men's golf. The MEAC's football champion is pitted against the champion of the Southwestern Athletic Conference (SWAC) in the Air Force Reserve Celebration Bowl, which debuted in December 2015.

MEAC student-athletes excel on and off the field, and several have been recognized on ESPN the Magazine/CoSIDA Academic All-America and All-District teams. The conference sponsors All-Academic teams in each of its sports and awards two post-graduate scholarships of \$5,000 each annually to one male and one female student-athlete who have excelled academically and athletically and are in their final season of intercollegiate athletics eligibility and competition under MEAC and NCAA regulations.

HISTORY

In 1969, a bold ad hoc group of innovators long associated with intercollegiate athletics met in Durham, N.C. to discuss the feasibility of organizing a new conference. From these discussions, they formed a steering and planning committee to fully investigate the idea, presented a detailed report with recommendations to interested collegiate institutions, and constructed a workshop to outline proposals.

After selecting a proposal and adopting a program, seven institutions (Delaware State College, Howard University, University of Maryland Eastern Shore, Morgan State University, North Carolina A&T State University, North Carolina Central University and South Carolina State College) agreed to become the Mid-Eastern Athletic Conference. Their major objective was to establish, organize and supervise an intercollegiate athletic program among a compact group of education institutions of high academic standards with a sound philosophy of co-curricular activities. The conference agreed to seek Division I status for its sports.

The conference was confirmed in 1970, kicking off its first season of competition in football in 1971.

In 1978, the MEAC reached a milestone when it selected Kenneth A. Free to be its first full-time commissioner. Free served the conference for 18 years before stepping down in May 1996. In July 1996, Charles S. Harris was named commissioner, and he served in that capacity until April 2002. On Sept. 1, 2002, Dr. Dennis E. Thomas was named commissioner and has served in the position for 15 years.

The conference's first expansion occurred in October 1979, when Bethune-Cookman College and Florida A&M University were voted into the MEAC as new members. Original members Morgan State, North Carolina Central and Maryland Eastern Shore withdrew from the conference at the end of the 1979-80 fiscal year; Maryland Eastern Shore was readmitted in 1981 and Morgan State returned in 1984. Florida A&M opted to resign in 1984, but rejoined the conference in 1986. Coppin State College was granted admittance in 1985, becoming the ninth member institution.

The MEAC expanded again in the 1990s with the inclusion of Hampton University (1995) and Norfolk State University (1997). The conference grew once again in 2007, adding Winston-Salem State University. Winston-Salem State, a MEAC provisional member, did not meet the qualifications for Division I and withdrew from the conference following the 2009-10 academic and athletic season.

On July 1, 2010, the MEAC made its most recent expansion with the admittance of North Carolina Central and Savannah State University. On Sept. 10, 2014, the MEAC admitted Augusta University (formerly Georgia Regents University) as an associate member for men's golf.

On June 8, 1980, the MEAC was classified as a Division I conference by the NCAA; prior to that year, the conference had operated on the Division II level. The month after achieving Division I status, the MEAC received automatic qualification to the NCAA Division I Men's Basketball Championship. Currently, the conference has automatic qualifying bids for NCAA postseason play in baseball (since 1994), men's basketball (since 1981), women's basketball (since 1982), men's golf (since 2014), softball (since 1995), men's and women's tennis (since 1998) and volleyball (since 1994).

The MEAC declares champions in eight men's sports – baseball, basketball, cross country, football, golf, indoor track & field, outdoor track & field and tennis – and eight women's sports



– basketball, bowling, cross country, indoor track & field, outdoor track & field, softball, tennis and volleyball.

The MEAC initiated cross country in 1980, and North Carolina A&T State earned the inaugural men's crown. The first women's cross country championship took place a year later, with Howard winning the first of its seven titles. Indoor track & field was also added in 1981, with South Carolina State winning the men's title and Howard taking the women's crown.

Tennis and golf returned as MEAC-sponsored sports in 1981 after a five-year hiatus. South Carolina State won all seven of the conference's golf championships from 1972-83 before the sport was discontinued following the 1983 championship.

In wrestling, Morgan State won 13 of 24 conference championships before the sport was discontinued in 1995.

Baseball, which began in 1972, was discontinued following the 1977 season. It was brought back as a MEAC-governed sport, along with women's volleyball, in 1983. Women's softball became a MEAC-sanctioned sport in 1992.

Bowling was officially sanctioned as a MEAC sport in 1999. The MEAC was the first conference to secure NCAA sanctioning for women's bowling by adopting the club sport prior to the 1996-97 school year.

Men's golf returned as a MEAC-sponsored sport in 2014, with six teams participating in the conference championship. Bethune-Cookman was crowned the 2014 champion; the Wildcats also won the 2014 PGA Minority Collegiate Championship. Associate member Augusta University earned its first MEAC golf title in 2015, the institution's first year of conference competition, before repeating in both 2016 and 2017.

SPORTS HIGHLIGHTS

The MEAC has enjoyed tremendous athletic success over the years. In 2008, Maryland Eastern Shore defeated Arkansas State 4-2 to win the NCAA Women's Bowling National Championship, a first for both the conference and the institution. With the victory, Lady Hawks head coach Sharon Brummell became the first female head coach to win an NCAA bowling title. The Lady Hawks repeated the feat in 2011, winning the school's second NCAA bowling title; during that same season, Maryland Eastern Shore won the United States Bowling Congress (USBC) Intercollegiate Team Championship (ITC), becoming the first team to win two national championships in the same year.

In 2012, Maryland Eastern Shore captured its third NCAA bowling championship in five years with a 4-2 win over Fairleigh Dickinson. The Lady Hawks became the second team in NCAA bowling history to win three championships and the first to make four appearances in the championship finale.

In men's basketball, Maryland Eastern Shore became the first historically black college / university (HBCU) to participate in the National Invitational Tournament (NIT), doing so in 1974. The Hawks defeated Manhattan 84-81 in the first round before falling to Jacksonville in the second round. Before the Jacksonville loss, the Hawks had the nation's best record at 27-1. That same year, Morgan State won the NCAA College Division II National Championship and junior center Marvin "The Human Eraser" Webster was named the Division II Player of the Year.

Howard became the first school to play in the NCAA Division I Men's Basketball Championships in 1981, taking on Wyoming and falling 78-43 in the first round.

Coppin State, Hampton and Norfolk State have each made history in the NCAA Division I Men's Basketball Tournament with first-round victories. Coppin State, the No. 15 seed,

defeated No. 2 seed South Carolina in 1997, before Hampton repeated the No. 15-over-No. 2 upset feat in 2001 against Iowa State. Both victories have been ranked among ESPN SportsCenter's top 10 greatest tournament upsets. In 2012, Norfolk State became the fifth team in NCAA Division I Men's Basketball Tournament history (and the third MEAC team) to upset a No. 2 seed; the Spartans upended Missouri in the round of 64 that year.

In 2015, Hampton defeated Manhattan in the first round of the NCAA Div. I Men's Basketball Tournament and advanced to face top-ranked Kentucky in the second round.

In women's basketball, South Carolina State won the Association for Intercollegiate Athletics for Women (IAIW) Division II National Championship in 1979. In 1982, Howard became the first MEAC school to play in the NCAA Division I Women's Basketball Tournament. In 1983, South Carolina State won the MEAC's automatic NCAA bid and became the first conference team, male or female, to win an opening-round game in the NCAA Division I Basketball Tournament.

In 2010, North Carolina A&T State defeated Wake Forest and Charlotte before falling to Miami in the third round of the Women's National Invitational Tournament (WNIT). The Lady Aggies became the first MEAC team – and first HBCU – to win two consecutive basketball games in a national postseason tournament.

Hampton earned a No. 13 seed for the NCAA Division I Women's Basketball Tournament in 2011, at the time the best seed for a MEAC school in the 64-team format (in effect since 1994), and faced No. 4 seed Kentucky in the first round. The Lady Pirates, who in 2014 became the first MEAC women's program to win five consecutive conference tournament championships, earned a No. 12 seed that season, taking on Michigan State in the NCAA Division I Women's Basketball Tournament.

In football, the MEAC was instrumental in constructing the Freedom Bowl All-Star Classic, the Heritage Bowl and the Gold Bowl. Prior to Division I competition, the MEAC competed in the Gold Bowl, held in Richmond, Va., which matched the MEAC champion against the champion of the Central Intercollegiate Athletic Association (CIAA). South Carolina State represented the MEAC in 1976 and 1979, winning both outings over Winston-Salem State and Norfolk State, respectively. In addition to the 1976 and 1979 crowns, South Carolina State won MEAC football titles in 1974-78, 1980-83, 1994, 2004, 2008 and 2009. The Bulldogs were also named co-champions along with Bethune-Cookman and Florida A&M in 2010. During the 1981 and 1982 seasons, South Carolina State reached the second round of the NCAA Div. I-AA championships.

In 2015, the MEAC combined with the Southwestern Athletic Conference (SWAC) for the Air Force Reserve Celebration Bowl in Atlanta, Ga. North Carolina A&T State defeated Alcorn State in the inaugural Celebration Bowl to determine the Black College National Champion in a game pitting the MEAC and SWAC champions. North Carolina Central represented the MEAC in the 2016 Celebration Bowl, taking on Grambling State.

In 2003, Florida A&M became the first MEAC school to win a volleyball match in the NCAA Championships with a first-round victory over Winthrop. In 2004, the Lady Rattlers became the first HBCU to rank in the Top 25 of the American Volleyball Coaches Association (AVCA) national poll.

On the track, Hampton's Francena McCorory set an American record in the 400m dash with a time of 50.54 and defended her indoor national title at the 2010 NCAA Indoor Championships. McCorory was named the U.S. Track & Field and Cross Country Coaches Association (USTFCCA) Division I National Athlete of the Year for the 2010 indoor track & field season. For her collegiate career, McCorory won three NCAA championships.

In outdoor track & field, North Carolina Central won the first three MEAC titles. In addition, the quartet of Melvin Bassett, Robert Ouko, Julius Sang and Larry Black set the world record in the sprint medley relay with a time of 38.19 in the 1972 Olympics. The Eagles finished fourth in the 1974 NCAA Division I Men's Outdoor Track & Field Championship. Women began outdoor track & field competition in the MEAC in 1980 – and in 1982, South Carolina State won the IAAW Division II Outdoor Track & Field National Championship.

The MEAC has showcased over 30 athletes in the Olympics over the years, and 13 of them have earned medals during the Summer Games.

South Carolina State, at No. 72, became the first MEAC women's tennis team to finish the season ranked in the 2005 Intercollegiate Tennis Association (ITA) Division I final poll. In 2012, South Carolina State's Maria Craciun became the first tennis player in school and MEAC history to receive a berth to the NCAA Individual Singles Championship.

In softball, Bethune-Cookman earned the MEAC's first-ever at-large bid to the NCAA Softball Championship in 2005. The Lady Wildcats defeated Florida, Central Florida and South Florida in the Florida Regional to become the first MEAC program to win an NCAA Division I Softball Regional. Bethune-Cookman ended the 2005 season with the conference's first-ever national ranking, reaching No. 18 in the season's final NFCA/USA Today Coaches poll and No. 23 in the USA Softball/ESPN.com poll.

Florida A&M was the first MEAC baseball team to advance to NCAA postseason play in 1994. The Rattlers took on Southeastern Louisiana in a best-of-three play-in series, falling 11-10 and 8-7 in two games. During the 2002 season, Bethune-Cookman advanced to the Gainesville Regional and became the first MEAC team to win in the NCAA Tournament with a 7-4 victory over Florida International. This past season, the Wildcats became the first MEAC school to advance to a regional final, winning three games in the Gainesville Regional – including a 6-2 win over national No. 3 seed Florida.

2017 MEAC COMPOSITE SCHEDULE

Saturday, August 26
Texas Southern at Florida A&M

12 p.m.

Thursday, August 31
Delaware State at Delaware
Florida A&M at Arkansas

7 p.m.
8 p.m.

Saturday, September 2
Bethune-Cookman at Miami
Virginia State at Norfolk State
Morgan State at Towson
North Carolina A&T State at Gardner-Webb
N.C. Central at Duke
Hampton at Ohio
Howard at UNLV

12:30 p.m.
6 p.m.
6 p.m.
6 p.m.
6 p.m.
7 p.m.
9 p.m.

Sunday, September 3
S.C. State at Southern

2:30 p.m.

Friday, September 8
Delaware State vs. Hampton

7 p.m.*

Saturday, September 9
Albany at Morgan State
Savannah State at Appalachian State
Howard at Kent State
Mars Hill at North Carolina A&T State
Shaw at N.C. Central
Charleston Southern at S.C. State
William & Mary at Norfolk State

1 p.m.
3:30 p.m.
3:30 p.m.
6 p.m.
6 p.m.
6 p.m.
6 p.m.

Bethune-Cookman at Southeastern Louisiana

8 p.m.

Saturday, September 16
Delaware State at West Virginia
Howard at Richmond
Savannah State at Montana
Morgan State at Rutgers
Norfolk State at James Madison
Johnson C. Smith at S.C. State
Livingstone at Hampton
Florida A&M vs. Tennessee State
North Carolina A&T State at Charlotte
Bethune-Cookman at Florida Atlantic

12 p.m.
2 p.m.
3 p.m.
3:30 p.m.
3:30 p.m.
6 p.m.
6 p.m.
6 p.m.
6 p.m.
8 p.m.

Thursday, September 21
S.C. State at N.C. Central

7:30 p.m.*

Saturday, September 23
Bethune-Cookman at Howard
Norfolk State at Delaware State
Monmouth at Hampton
Florida A&M at Savannah State
North Carolina A&T State at Morgan State

1 p.m.*
2 p.m.*
2 p.m.
6 p.m.*
7 p.m.*

Thursday, September 28
N.C. Central at Florida A&M

7:30 p.m.*

Saturday, September 30
Savannah State at Bethune-Cookman
North Carolina A&T State at S.C. State.

4 p.m.*
6 p.m.*

Friday, October 6
Morgan State at S.C. State

7:30 p.m.*

Saturday, October 7
Delaware State at North Carolina A&T State (HC)
N.C. Central at Howard
Hampton at Savannah State (HC)
Florida A&M at Norfolk State

1 p.m.*
1 p.m.*
2 p.m.*
2 p.m.*

Saturday, October 14
Savannah State at Morgan State (HC)
Gardner-Webb at N.C. Central
Howard at Delaware State (HC)
Hampton at Norfolk State
North Carolina A&T State at Florida A&M (HC)
S.C. State at Bethune-Cookman

1 p.m.*
2 p.m.
2 p.m.*
2 p.m.*
3 p.m.*
4 p.m.

Saturday, October 21
Bethune-Cookman at North Carolina A&T State
S.C. State at Delaware State
Florida A&M at Hampton (HC)
Norfolk State at N.C. Central
Savannah State at Charleston Southern
Morgan State at Howard (HC)

1 p.m.*
2 p.m.*
2 p.m.*
2 p.m.*
6 p.m.
1 p.m.*

Saturday, October 28
Florida A&M at Morgan State
Howard at S.C. State (HC)
Delaware State at N.C. Central (HC)
Savannah State at Norfolk State (HC)
Hampton at Bethune-Cookman (HC)

1 p.m.*
1:30 p.m.*
2 p.m.*
2 p.m.
4 p.m.*

Saturday, November 4

N.C. Central at Hampton	1 p.m.*
North Carolina A&T State at Norfolk State	1 p.m.*
Morgan State at Bethune-Cookman	4 p.m.*
Howard at Florida A&M	4 p.m.*
Delaware State at Savannah State	5 p.m.*

Saturday, November 11

Savannah State at North Carolina A&T State	1 p.m.*
Hampton at S.C. State	1:30 p.m.*
Morgan State at Delaware State	2 p.m.*
Bethune-Cookman at N.C. Central	2 p.m.*
Norfolk State at Howard	1 p.m.*

Saturday, November 18

Howard at Hampton	1 p.m.*
N.C. Central at North Carolina A&T State	1 p.m.*
S.C. State at Savannah State	1 p.m.*
Norfolk State at Morgan State	1 p.m.*
Bethune-Cookman vs. Florida A&M	2 p.m.*^
Delaware State at Florida State	TBA

Saturday, December 16

Celebration Bowl (Atlanta, Ga.)	12 p.m.
---------------------------------	---------



2017 MEAC FOOTBALL ALL-PRESEASON TEAM

Offensive Player of the Year: Anthony Philyaw, Howard

Defensive Player of the Year: Darius Leonard, South Carolina State

FIRST TEAM OFFENSE

QB	Lamar Raynard	Jr.	North Carolina A&T State	High Point, N.C.
RB	Anthony Philyaw	Sr.	Howard	Los Angeles, Calif.
RB*	Yahkee Johnson	Sr.	Hampton	Richmond, Va.
RB*	Ramone Simpson	Jr.	N.C. Central	Wilmington, N.C.
WR	Elijah Bell	So.	North Carolina A&T State	Wheeling, W. Va.
WR*	Brandon Norwood	Sr.	Florida A&M	Atlanta, Ga.
WR*	Frank Brown	Sr.	Bethune-Cookman	Palm Beach Gardens, Fla.
TE	Leroy Hill	Jr.	North Carolina A&T State	Smithfield, N.C.
C	Darriel Mack	Sr.	North Carolina A&T State	Clio, S.C.
OL	Brandon Parker	Sr.	North Carolina A&T State	Kannapolis, N.C.
OL	Nick Leverett	So.	N.C. Central	Concord, N.C.
OL	Robbie Stephenson	Sr.	S.C. State	Fairburn, Ga.
OL	Justin Evans	Sr.	S.C. State	Florence, S.C.
PK	Uriel Hernandez	Jr.	Bethune-Cookman	Homestead, Fla.

FIRST TEAM DEFENSE

DL*	Kevin Thompson	R-Sr.	Bethune-Cookman	Baltimore, Md.
DL*	Chris Lee	Sr.	Norfolk State	Woodbridge, Va.
DL	Ja'Quan Smith	Gr.	N.C. Central	Miramar, Fla.
DL	Antonio Brown	Sr.	N.C. Central	Jacksonville, Fla.
LB	Darius Leonard	R-Sr.	S.C. State	Lake View, S.C.
LB	Dayshawn Taylor	R-Sr.	S.C. State	Lincolnton, Ga.
LB	Reggie Hunter	Sr.	N.C. Central	Henderson, N.C.
DB	Alden McClellon	Jr.	N.C. Central	Lake Butler, Fla.
DB*	Jason Baxter	Gr.	S.C. State	Manning, S.C.
DB*	Diquan Richardson	Sr.	Bethune-Cookman	Alvin, S.C.
DB	Zerius Lockhart	Sr.	North Carolina A&T State	Auburn, Ala.
P	Nathaniel Tilque	Sr.	N.C. Central	Charlotte, N.C.
RS	Khris Gardin	Sr.	North Carolina A&T State	Morgantown, N.C.

SECOND TEAM OFFENSE

QB	Larry Brihm, Jr.	Sr.	Bethune-Cookman	Delray Beach, Fla.
RB	Herb Walker, Jr.	Sr.	Morgan State	Cleveland, Ohio
RB	Mike Waters	So.	Delaware State	Philadelphia, Pa.
WR	Kyle Anthony	So.	Howard	Miami, Fla.
WR	Mason Rutherford	Sr.	Delaware State	San Bernardino, Calif.
TE	Demetrius Ferebee	Sr.	Norfolk State	Roanoke, Va.
C	Victor Ishmael, Jr.	Sr.	S.C. State	Miami, Fla.
OL	Osman Aguilera	Sr.	Florida A&M	Miami, Fla.
OL	Loubens Polinice	So.	Florida A&M	Palm Coast, Fla.

OL	Joshua Fala	So.	Delaware State	Manteca, Calif.
OL	Cade Pedro	So.	Delaware State	Kailua, Hawai'i
PK	Tyler Scandrett	Sr.	S.C. State	Barnesville, Ga.

SECOND TEAM DEFENSE

DL	Steven Smith	Sr.	Hampton	Norfolk, Va.
DL*	Jai Franklin	Sr.	Morgan State	Clinton, Md.
DL*	Greg Newell	Sr.	S.C. State	McDonough, Ga.
DL	Julian McKnight	Jr.	North Carolina A&T State	Conyers, Ga.
LB	Trenton Bridges	Jr.	Bethune-Cookman	DeLand, Fla.
LB*	Malik Harris	Sr.	Delaware State	Washington, D.C.
LB*	Marcus Albert	Jr.	North Carolina A&T State	College Park, Ga.
DB	Brendan Cole	Sr.	Hampton	Hampton, Va.
DB	Orlando McKinley	Jr.	Florida A&M	Atlanta, Ga.
DB	Terry Jefferson	So.	Florida A&M	Miami, Fla.
DB	Devondre Powell	Sr.	S.C. State	Miami, Fla.
P	Uriel Hernandez	Jr.	Bethune-Cookman	Homestead, Fla.
RS	Frank Brown	Sr.	Bethune-Cookman	Palm Beach Gardens, Fla.

THIRD TEAM OFFENSE

QB	Ryan Stanley	So.	Florida A&M	Pembroke Pines, Fla.
RB	Dorrel McClain	Jr.	N.C. Central	Cary, N.C.
RB	Brycen Alleyne	Jr.	Delaware State	Wilmington, Del.
WR	Jalen Wilkes	Jr.	N.C. Central	Greenville, S.C.
WR	Jawill Davis	Sr.	Bethune-Cookman	Miami, Fla.
TE	Desmond Noird	Sr.	Florida A&M	Atlanta, Ga.
C	Phillip Norman	Sr.	Bethune-Cookman	Sebastian, Fla.
OL	Obinna Nwankwo	So.	Florida A&M	Miramar, Fla.
PK	Wizdom Nzidee	Sr.	Delaware State	Stone Mountain, Ga.

THIRD TEAM DEFENSE

DL*	Stefen Banks	Jr.	Savannah State	Columbus, Ohio
DL*	Elijah Price	Sr.	Florida A&M	Jacksonville, Fla.
DL*	Kenneth Melton	Sr.	North Carolina A&T State	Elizabeth City, N.C.
DL	Tyberius Cravens	Sr.	S.C. State	Austell, Ga.
LB	Kyle Archie	Sr.	Norfolk State	Virginia Beach, Va.
LB	Mulik Simmons	Sr.	Savannah State	Savannah, Ga.
LB	Brian Cavicante	So.	Delaware State	Portsmouth, Va.
DB	Carl Gaines	Jr.	Morgan State	Columbus, N.J.
DB	Keyjuan Selby	Jr.	Delaware State	Bear, Del.
DB	Darius Johnson	Jr.	Morgan State	Baltimore, Md.
DB	Davanta Reynolds	Jr.	N.C. Central	Tucker, Ga.
P	Fidel Romo-Martinez	So.	Delaware State	Banning, Calif.
RS	William King	Jr.	Morgan State	Baltimore, Md.



OPPONENTS

2017 FOOTBALL MEDIA GUIDE



OHIO UNIVERSITY

Game 1 – September 2, 2017- Peden Stadium - Athens, Ohio



Solich

GENERAL INFORMATION

Location	Athens, Ohio
Founded	1804
Enrollment	40,025
Acting President	Dr. Roderick J. McDavis
Athletic Dir.	Jim Schaus
Nickname	Bobcats
Colors	Hunters Green White
Conference	Mid-American (East)
Stadium	Peden Stadium
Capacity	24,000
Press Box Phone	740-593-0500
Postseason Appearances	10
Record	2-8
Last Appearance	2016
Result	L, 28-23 Troy- Dollar General Bowl

COACHING STAFF

Head Coach	Frank Solich
Alma Mater	Nebraska, '1966
Record at Ohio/Years	87-66, .566 (13th Years)
Career record/Years	145-85 .628 (19th Year)
MAC record	57-37, .634 (13th Year)
Best Time to Reach	Contact SID
Asst. HC/Off. Coord/RB's	Tim Albin
Asst. HC/Def. coord/Safeties	Jimmy Burrow
Def. Coordinator/LBs	Ron Collins
Co- Off /Quarterbacks	Scott Isphording
Wide Receivers	Dwayne Dixon
Defensive Line	Pete Germano
Offensive Line	Dave Johnson
TE's/Rec. Coord Special Teams	Brian Haines
Defensive Backs	Anthony Perkins
Strength & Conditioning	John Williams
Asst. AD for Football Operations	Chris Rodgers
Dir. Of player Personal & HS Rel.	Ryan Bainbridge

SERIES HISTORY

Series Record	First meeting
In Hampton	0-0
In Norfolk	0-0
Last Meeting	0-0

TOP RETURNÉES

<i>Rushing</i>	<i>Att.</i>	<i>Yds.</i>	<i>Avg.</i>	<i>TD</i>	
Maleek Irons	95	439	4.6	5	
<i>Passing</i>	<i>Att.</i>	<i>Comp.</i>	<i>Yds</i>	<i>TD</i>	
Quinto Maxwell	161	89	1247	8	
<i>Receiving</i>	<i>Rec.</i>	<i>Yds.</i>	<i>Avg.</i>	<i>TD</i>	
Papi White	41	672	16.4	6	
Elijah Ball	16	212	13.3	2	
<i>Defense</i>	<i>UT</i>	<i>AT</i>	<i>TT</i>	<i>Sacks</i>	<i>INT</i>
Quentin Poling	67	43	110	4	0
Chad Moore	49	47	96	1	2

2017 Schedule

Sept. 2	vs Hampton
Sept. 8	at Purdue
Sept. 16	vs Kansas
Sept 23	at Eastern Michigan
Sept. 30	UMass
Oct. 7	vs Central Michigan

Oct. 14	at Bowling green
Oct. 21	vs Kent State
Oct. 31	vs Miami (Oh)
Nov. 8	vs Toledo
Nov. 14	at Akron
Nov. 24	at Buffalo

2016 Results

Sept. 3	vs Texas State	L, 56-54 (30T)
Sept. 10	at Kansas	W, 37-21
Sept. 17	at Tennessee	L, 28-19
Sept. 24	vs Gardner- Webb	W, 37-21
Oct. 1	Miami (Oh)	W, 17-7
Oct. 8	vs Bowling Green	W, 30-24
Oct. 15	vs Eastern Michigan	L, 27-20
Oct. 22	at Kent State	W, 14-10
Oct. 27	at Toledo	W, 31-26
Nov. 3	vs Buffalo	W, 10-13
Nov. 15	at Central Michigan	L, 27-20
Nov. 22	vs Akron	W, 9-3
Dec. 2	vs Western Michigan	L, 28-23
Dec. 23	vs Troy- Dollar General Bowl	L, 28-23

SPORTS INFORMATION

Football SID:	Anthony Reynolds
Office Phone:	(740) 593-1298
Mobile Phone:	(870) 530-4499
Fax:	(740) 593-2420
Email:	reynola1@ohio.edu
Website:	www.ohiobobcats.com

DELAWARE STATE

Game 2 – September 8, 2017 – Armstrong Stadium - Hampton, Va.



Carter

GENERAL INFORMATION

Location	Dover, Del.
Founded	1891
Enrollment	4,500
President	Dr. Harry L. Williams
Director of Athletics	Louis "Skip" Perkins
Nickname	Hornets
Colors	Columbia Blue (PMS 297) & Red (PMS 199)
Conference	Mid-Eastern Athletic (MEAC)
Stadium	Alumni Stadium
Capacity	7,000
Press Box Phone	302-857-7651
Postseason Appearances	1
Record	0-1
Last Appearance	2007
Result	L, 7-44 to Delaware

COACHING STAFF

Head Coach	Kenny Carter
Alma Mater	Citadel '92
Record at DSU/Years	1-21 (3rd Year)
Career record/Years	Same
Record vs. Hampton	0-2
Football Office Phone	302-857-7447
Quarterback	John Allen
Defensive Coordinator/Safeties	Gerard Wilcher
Linebackers	Steve Atkinson
Offensive Line	Chris Sprague
Defensive Line	EJ Junior
Cornerbacks	Ty Greenwood
Assoc. HC/Running Backs/OC	Vincent White
Wide Receivers	Jelani Berassa
Tight Ends	Kenny Brown

TEAM INFORMATION

2016 Overall Record	0-11 (0-5 home, 0-6 away)
2016 MEAC Record	0-8 (0-4 home, 0-4 away)
Conference Finish	11th
Final National Rankings	N/A
Offense	West Coast
Defense	Multiple
Lettermen Returning/Lost	49/22
Starters Returning/Lost	14/10
Offense	6/5
Defense	7/4

SERIES HISTORY

Series Record	Hampton leads 28-14
In Hampton	Hampton leads 16-7
In Dover	Hampton leads 12-7
Last Meeting	Hampton 27, Delaware State 17, Oct. 8, 2016 (Hampton, VA)

TOP RETURNERS

Passing	Att.	Comp.	Int.	Yds.	TD
N/A	N/A	N/A	N/A	N/A	N/A

Rushing	Att.	Yds.	Avg.	TD
Brycen Alleyne	87	249	2.9	3

Receiving	No.	Yds.	Avg.	TD
Brycen Alleyne	28	154	5.5	1

Defense	UT	AT	TT	Sacks	Int.
Malik Harris	48	34	82	3.0	0
Brian Cavicante	43	27	70	1.5	0

2017 SCHEDULE

Aug. 31	at Delaware
Sept. 8	at Hampton
Sept. 16	at West Virginia
Sept. 23	Norfolk State
Oct. 7	at North Carolina A&T
Oct. 14	Howard
Oct. 21	South Carolina State
Oct. 28	NC Central
Nov. 4	Savannah State
Nov. 11	Morgan State
Nov. 18	at Florida State

2016 RESULTS

Sept. 1	at Delaware	L 56-14
Sept. 10	Monmouth	L 20-34
Sept. 24	at Missouri	L 79-0
Oct. 1	at Morgan State	L 17-20
Oct. 8	Hampton	L 27-17
Oct. 15	Florida A&M	L 27-41
Oct. 22	at South Carolina State	L 3-30
Oct. 29	at Bethune-Cookman	L 10-41
Nov. 5	NC Central	L 19-38
Nov. 12	North Carolina A&T	L 14-45
Nov. 19	at Howard	L 21-26

SPORTS INFORMATION

Football SID:	Dennis K. Jones
Office Phone:	302-857-6068
Mobile Phone:	302-270-6088
E-Mail:	djones@desu.edu
Website:	www.dsuhornets.com

GENERAL INFORMATION

Location	Salisbury, NC
Founded	1879
Enrollment	1,100
Acting President	Dr. Jimmy R. Jenkins
Athletic Dir.	Andre Springs
Nickname	Blue Bears
Colors	Columbia Blue & Black
Conference	CIAA
Stadium	Alumni Memorial
Capacity	6,000
Press Box Phone	N/A
Postseason Appearances	N/A
Record	N/A
Last Appearance	N/A
Result	N/A

COACHING STAFF

Head Coach/ Off. Coordinator	Daryl Williams
Career record/years	15-27 (5thYear)
Record vs. Hampton	0-0
Football Office Phone	704-216-6318
Best Time to Reach	Contact SID
Linebackers	TBA
Def. Coordinator	Rodney Hughy
Wide Receivers	Avery Collins
Defensive Backs	Josiah Sims
Running Backs	Carl James

TEAM INFORMATION

2016 Record:	2-8
2016 CIAA Record:	1-6
Starters Returning / Lost:	13/9
Offensive Starters Returning / Lost:	7/4
Defensive Starters Returning / Lost:	6/5
Offensive Formation:	Multiple
Defensive Formation:	Base 4-3

SERIES HISTORY

Series Record	9-0
In Hampton	3-0
In Salisbury	3-0
Neutral Sites	3-0
Last Meeting	Hampton 47, Livingstone 7, Oct. 22, 1994 (Hampton, Va.)

TOP RETURNERS

Passing	Att.	Comp.	Int.	Yds.	TD
Xavier Longerbeam	132	81	3	851	9

Rushing	Att.	Yds.	Avg.	TD
Marcus Robinson	29	126	9.38	0

Receiving	No.	Yds.	Avg.	TD
Spencer Ludin	36	333	9.25	2
Andrew Gamble	21	218	10.38	2

Defense	UT	AT	TT	Sacks	Int.
Armond Cox	33	20	53	3	0
Jarod Richardson	34	14	48	0	0

2017 SCHEDULE

Sept. 3	at Southern University
Sept. 9	Charleston Southern
Sept. 16	Johnson C. Smith
Sept. 23	at N.C. Central
Sept. 30	North Carolina A&T
Oct. 7	Morgan State
Oct. 14	Bethune-Cookman
Oct. 21	Delaware State
Oct. 28	at Howard
Nov. 11	at Hampton
Nov. 18	at Savannah State

2016 RESULTS

Sept. 3	at Benedict College; L, 5-3
Sept. 10	vs Edward Waters; W, 38-21

LIVINGSTONE

Game 3 – September 16, 2017 – Armstrong Stadium – Hampton, Va.



Sept. 17	at Davidson
Sept. 24	at Chowan
Oct. 1	at Virginia State
Oct. 10	vs Saint Augustine's
Oct. 17	vs Shaw
Oct. 24	at Winston- Salem St.
Oct. 31	at Fayetteville State

L, 12-38
L, 43-13
L, 0-47
L, 38-37
W, 23-12
L, 40-21
L, 43-28

Lewis-Freeman	56	319	5.7	3	
<i>Receiving</i>	<i>No.</i>	<i>Yds.</i>	<i>Avg.</i>	<i>TD</i>	
Taquan West	33	481	14.6	6	
Mykal Moody	22	201	9.1	1	
<i>Defense</i>	<i>UT</i>	<i>AT</i>	<i>TT</i>	<i>Sacks</i>	<i>Int.</i>
Mike Basile	65	45	110	2,0	1
Wendell Allen	19	10	29	0	0

SPORTS INFORMATION

Football SID:	Oralia Washington
Office Phone:	(704) 216-6013
Office Fax:	(704) 216-6278
E-Mail:	owashington@livingstone.edu
Website:	www.bluebearathletics.com

MONMOUTH

Game 4 – September 23, 2017 – Armstrong Stadium – Hampton, Va.



GENERAL INFORMATION

Location	West Long Branch, NJ
Founded	1933
Enrollment	6,300
Acting President	Dr. Paul R. Brown
Athletic Dir.	Dr. Marilyn McNeil
Nickname	Hawks
Colors	Midnight Blue and white
Conference	Big South
Stadium	Kessler Field at Monmouth Stadium (4,200)
Capacity	22,000
Press Box Phone	803-533-3646
Postseason Appearances	16

COACHING STAFF

Head Coach	Kevin Callahan
Alma Mater	Rochester, 1977
Record at years	135-115 (23 seasons)
Career record/years	135-115(23 seasons)
Record vs. Hampton	0-0
Football Office Phone	(732) 263-5179
Best Time to Reach	Contact SID
Asst. HC/Def. Line	Andy Bobik
Linebacks	Andrew Kirkland
Quarterbacks/Off coord.	Kevin Morris
Wide Receivers	TJ DiMuzio
Defensive Line	Chris Raitano
Asst. HC/OL	Brian Gabriel
RB's/ Special teams	Sam Dorsett
Asst. HC/TE's/Direc of football ops	Jeff Gallo

TEAM INFORMATION

Letterwinners Returning Lost:	44/23
Starters Returning Lost:	14/8
Offensive Starters Returning	8/3
Defensive Starters Returning/Lost:	6/5
Basic Offense:	Multiple
Basic Defense:	4-3

SERIES HISTORY

Series Record	First meeting
---------------	---------------

TOP RETURNEES

<i>Passing</i>	<i>Att.</i>	<i>Comp.</i>	<i>Int.</i>	<i>Yds.</i>	<i>TD</i>
Adrian Kollock	176	76	7	1244	7
<i>Rushing</i>	<i>Att.</i>	<i>Yds.</i>	<i>Avg.</i>	<i>TD</i>	
Jalen Simmons	209	1082	5.2	9	

2017 SCHEDULE

Sept. 2	vs Lafayette
Sept. 9	vs Lehigh
Sept. 16	at Albany
Sept. 23	at Hampton
Sept. 30	at Bucknell
Oct. 7	at Holy Cross
Oct. 21	vs Liberty
Oct. 28	at Charleston Southern
Nov. 4	vs Presbyterian
Nov. 11	vs Gardner-Webb
Nov. 18	at Kennesaw State

2016 RESULTS

Sept. 3	at Lehigh	W, 23-21
Sept. 10	at Delaware State	W, 34-20
Sept. 17	vs Kent State	L, 7-27
Sept. 24	vs Charleston Southern	L, 7-35
Oct. 1	Fordham	W, 41-40
Oct. 8	at Howard	W, 59-27
Oct. 13	at Presbyterian	L, 13-17
Oct. 22	at Liberty	L, 28-52
Oct. 29	Kennesaw State	L, 17-49
Nov. 5	Coastal Carolina	L, 17-38
Nov. 19	Gardner- Webb	L, 33-34 (OT)

SPORTS INFORMATION

Football SID:	Greg Viscomi
Office Phone:	571-4447
Office Fax:	571-4447
E-Mail:	gviscomi@monmouth.edu
Website:	MonmouthHawks.com

SAVANNAH STATE

Game 5 – October 7, 2017 – Theodore A. Wright Stadium - Savannah, GA



GENERAL INFORMATION

Location	Savannah, GA
Founded	1890
Enrollment	4,582
Acting President	Dr. Cheryl Davenport-Dozier
Athletic Dir.	Sterling Steward, Jr.
Nickname	Tigers
Colors	Burnt Orange and Reflex Blue
Conference	Mid-Eastern Athletic Conference (MEAC)
Stadium	Theodore A. Wright Stadium
Capacity	8,500
Press Box Phone	(912) 358-3469
Postseason Appearances	0
Record	0
Last Appearance	N/A
Result	N/A

COACHING STAFF

Head Coach	Erik Raeburn
Alma Mater	Mount Union, 1994

Record at years
Career record/years
Record vs. Hampton
Football Office Phone
Best Time to Reach
Off. Coordinator/OL
Def. Coordinator/LB
Running Backs
DL/Special Teams Coordinator
Wide Receivers
Safeties
Tight Ends

3-7 (2nd Season)
138-46 (17th Season)
0-1
(732) 263-5179
Contact SID
William Rychel
Chad Williams
Nathan Scola
Jonas Jackson
Russell Demasi
Paris Johnson
Anthony Neymeiyer

NORFOLK STATE

Game 6 – October 14, 2017 – William “Dick” Price Stadium – Norfolk, Va.



Scott

TEAM INFORMATION

2016 Overall Record	3-7
2016 Conference Record/Finish	3-5
Final National Ranking	N/A
Lettermen Returning/Lost	8/3
Starters Returning/Lost	
Offense	8/3
Defense	8/3
Basic Offense	Multiple
Basic Defense	Multiple

SERIES HISTORY

Series Record	7-0
In Hampton	4-0
In Savannah	3-0
Last Meeting	Hampton 28, SSU 24, November 12, 2016 (Hampton, Va.)

TOP RETURNEES

Passing	Att.	Comp.	Int.	Yds.	TD
TJ Bell	146	72	6	762	5
Blake Dever	98	44	3	506	0

Defense	UT	AT	TT	Sacks	Int.
Mulik Simmons	37	26	79	9.5	1
Stefen Banks	42	26	68	7.5	1
Isaiah Bennett	45	9	54	0.0	1

2017 SCHEDULE

Sept. 9		at Appalachian State
Sept. 16		at Montana
Sept. 23		Florida A&M
Sept. 30		Bethune-Cookman
Oct. 7		Hampton
Oct. 14		at Morgan State
Oct. 21		Charleston Southern
Oct. 28		at Norfolk State
Nov. 4		Delaware State
Nov. 11		at North Carolina A&T
Nov. 18		South Carolina

2016 RESULTS

Sept. 3	at Georgia Southern	L, 0-54
Sept. 10	at Southern Mississippi	L, 0-56
Sept. 24	Bethune-Cookman	W, 16, 10
Oct. 1	Florida A&M	L, 14-19
Oct. 8	North Carolina Central	L, 3-33
Oct. 15	Howard	W, 31-14
Nov. 29	Norfolk State	W, 31-14
Oct. 5	at Hampton	L, 24-28
Oct. 12	South Carolina State	L, 0-32
Nov. 19	Morgan State	L, 24-35

SPORTS INFORMATION

Football SID:	Opio Mashariki
Office Phone:	912) 358-3430
Office Fax:	none
E-Mail:	mashariki@savannahstate.edu
Website:	www.ssuathletics.com

GENERAL INFORMATION

Location	Norfolk, Va.
Founded	1935
Enrollment	5,100
President/CEO	Eddie N. Moore Jr.
Director of Athletics	Marty L. Miller
Nickname	Spartans
Colors	Green & Gold
Conference	Mid-Eastern Athletic (MEAC)
Stadium	William “Dick” Price Stadium
Capacity	30,000
Press Box Phone	757-823-9009
Postseason Appearances	2
Record	0-2
Last Appearance	2011
Result	L, 18-35 to Old Dominion

COACHING STAFF

Head Coach	Latrell Scott
Alma Mater	Hampton '99
Record at NSU/years	8-14 (2nd Year)
Career record/years	33-23 (5 Years)
Football Office Phone	757-823-8824
Best Time to Reach	Contact SID
RB's Coach/Special Teams CO	Montario Hardesty
Offensive Line Coach	Anthony Parker
Tight Ends Coach	Mike Faragalli
Assistant Receivers Coach	Brandon Bunn
Defensive Backs Coach	Cordell Taylor
Def Coordinator/Safeties Coach	Matt Dawson
Inside Linebackers Coach	Andrew Faison
Wide Receivers Coach	Dyrell Roberts
Defensive Line Coach	Zach Tenuta

TEAM INFORMATION

2016 Overall Record:	4-7
2016 MEAC Record/Finish:	3-5 (T-7th)
Starters Returning/Lost:	13/11
Letter winners Returning/Lost:	40/29
Basic Offense:	Multiple
Basic Defense:	4-3 Base

SERIES HISTORY

Series Record	Norfolk State leads 28-25-1
In Hampton	Norfolk State leads 15-12
In Norfolk	Series tied 13-13-1
Last Meeting	Norfolk State 17, Hampton 10, Nov. 19, 2016 (Hampton, Va.)

TOP RETURNEES

Passing	GP	Comp.	Att.	Yds.	TD	INT
Tyre Givers-Wilson	4	2	5	9	0	

Rushing	GP	Att.	Yds.	Avg.	TD
Quintreil Chung	10	81	251	3.1	2
Marcus Taylor	11	17	78	4.6	0

Receiving	GP	Rec.	Yds.	Avg.	TD
Marcus Taylor	11	37	454	12.3	2
Gerard Johnson	11	27	372	13.8	2

Defense	GP	UT	AT	Tot.	TFL	Sck.	Int.
Kyle Archie	9	33	40	73	5.0	1.0	0
Nigel Chavis	11	25	30	55	6.5	1.5	1
Chris Lee	11	15	32	47	13.0	4.5	0

2017 SCHEDULE

Sept. 2
Sept. 9
Sept. 16
Sept. 23
Oct. 7
Oct. 14
Oct. 21
Oct. 28
Nov. 4
Nov. 11
Nov. 18

Virginia State
William & Mary
at James Madison
at Delaware State
Florida A&M
Hampton
at N. C. Central
Savannah State
N.C. A&T
at Howard
at Morgan State

Offensive Line
Linebackers

TEAM INFORMATION

2016 Overall Record
2015 Conference Record/Finish
Lettermen Returning/Lost
Starters Returning/Lost
Offense
Defense
Basic Offense
Basic Defense

4-7
4-4T4th
48/20
15/11
9/2
4/7

Spread Formation
Pro 43 Formation

2016 RESULTS

Sept. 4 Elizabeth City State
Sept. 10 at Richmond
Sept. 17 at William & Mary
Sept. 24 North Carolina Central
Oct. 1 Howard
Oct. 6 at North Carolina A&T
Oct. 22 Bethune-Cookman
Oct. 29 Morgan State
Nov. 5 at Savannah State
Nov. 12 at South Carolina State
Nov. 19 at Hampton

L 63-13
L 24-10
L 45-7
W 24-14
W 15-12
L 27-3
L 59-49
L 24-16
W 20-17
L 17-10
W 17-10

SERIES HISTORY

Series Record
In Hampton
In Tallahassee
Neutral Sites
Last Meeting

Florida A&M leads 13-9
Hampton leads 6-4
Florida A&M leads 6-3
Florida A&M leads 3-1
Florida A&M 31, Hampton 14, Oct. 22, 2016 (Tallahassee, Fla.)

TOP RETURNEES

Passing	Att.	Comp.	Int.	Yds.	TD
Ryan Stanley	227	128	5	1358	8
Rushing	Att.	Yds.	Avg.	TD	
Devin Bowers	107	398	3.7	4	
Receiving	No.	Yds.	Avg.	TD	
Brandon Norwood	51	458	9.0	4	
Defense	UT	AT	TT	Sacks	Int.
Belle Glade	28	18	46	4.0	0
Orlando Mckinley	26	12	38	0	4

SPORTS INFORMATION

Football SID: Matt Michalec
Office Phone: 757-823-2628
Mobile Phone: 757-633-6022
E-Mail: mmichalec@nsu.edu
Website: www.nsuspartans.com

FLORIDA A&M

Game 7 – Oct. 21, 2017 – Bragg Memorial Stadium – Tallahassee, Fla.



GENERAL INFORMATION

Location Tallahassee, Fla.
Founded 1887
Enrollment 9,550
President Dr. Elmira Mangum
Director of Athletics Milton Overton
Nickname Rattlers, FAMU (FAM-You)
Colors Orange (PMS 151) and Green (PMS 347)
Conference Mid-Eastern Athletic (MEAC)
Stadium Bragg Memorial Stadium
Capacity 25,000
Press Box Phone 850-599-3868
Postseason Appearances 10
Record 7-4
Last Appearance 2001
Result L, 35-60 to Georgia Southern

COACHING STAFF

Head Coach Alexander "Alex" Wood
Alma Mater Iowa, '78
Record at FAMU/years 5-17/2nd Year
Career record/years 30-41/6 Years +
Record vs. Hampton 1-1
Football Office Phone 850-599-3723
Best Time to Reach Contact SID
Offensive Coordinator/QBs Martin Spieler
Defensive Coordinator/DL Theo Lemon
Defensive Backs Richard Solomon
Wide Receivers TBA
Running Backs Steven Jerry

2017 SCHEDULE

Aug. 26
Aug. 31
Sept. 17
Sept. 24
Sept. 30
Oct. 7
Oct. 14
Oct. 21
Oct. 28
Nov. 4
Nov. 18

Texas Southern
at Arkansas
Tennessee state
Savannah State
at N.C. Central
Norfolk State
at North Carolina A&T
Hampton
Morgan State
Howard
vs. Bethune-Cookman

2016 RESULTS

Sept. 3 at Miami
Sept. 10 at Coastal Carolina
Sept. 17 Tuskegee (at Mobile, AL)
Sept. 24 South Carolina State
Oct. 1 at Savannah State
Oct. 8 NC Central
Oct. 15 Delaware State
Oct. 22 Hampton
Nov. 29 North Carolina A&T
Nov. 12 at Morgan State
Nov. 19 vs. Bethune-Cookman

L 3-70
L 10-49
L 17-20
L 14-48
W 19-14
L 13-17
W 41-27
L 31-14
L 17-42
W 22-21
L 19-39

SPORTS INFORMATION

Football SID:
Office Phone:
Mobile Phone:
E-Mail:
Website:

Vaughn R. Wilson
850-599-3200
850-694-0277
vaughn.wilson@famua.edu
www.famuathletics.com

BETHUNE-COOKMAN

Game 8 – October 28, 2017 - Municipal Stadium - Daytona Beach, FL



Sims

GENERAL INFORMATION

Location	Daytona Beach, Florida
Founded	1904
Enrollment	4,100
Acting President	Dr. Edison O. Jackson
Athletic Dir.	Carla Lester
Nickname	Wildcats
Colors	Maroon & Gold
Conference	Mid-Eastern Athletic (MEAC)
Stadium	Larry Kelly Field at Municipal Stadium
Capacity	9,601
Press Box Phone	386.671.8968/8973
Postseason Appearances	5
Record	0-5
Last Appearance	2013
Result	L, 24-48 at Coastal Carolina

COACHING STAFF

Head Coach	Terry Sims
Alma Mater	Knoxville, '94
Record at BCU/years	13-8 (3rd Year)
Career record/years	Same
Record vs. Hampton	0-0
Football Office Phone	386-481-2250
Best Time to Reach	Contact SID
Asst. HC/Def. Coordinator	Charles Jones
Asst. Off. Coordinator	Allen Suber
Special Teams	Aashon Larkins
Offensive Line	Lawal McCray
Defensive Line	Earl Lane
Cornerbacks	Terry Williams
Running Backs	Carl Franks
Tight Ends	Tight Ends
Wide Receivers	Will Glover

TEAM INFORMATION

2014 Overall Record	4-6
2014 Conference Record/Finish	4-4 T5th
Final National Ranking	N/A
Lettermen Returning/Lost	37/9
Starters Returning/Lost	21/6
Offense	9/2
Defense	8/3
Basic Offense	Spread (multiple)
Basic Defense	4-3 Multiple

SERIES HISTORY

Series Record:	Series tied 10-10
In Hampton:	Tied leads 5-5
In Daytona Beach:	BCU leads 5-4
Neutral Sites:	HAM leads 1-0
Last Meeting:	HAM 40, BCU 35, Nov. 16, 2014 (Hampton, VA)

TOP RETURNÉES

Passing	Att.	Comp.	Int.	Yds.	TD
Larry Brihm Jr	175	100	4	1370	11
Rushing	Att.	Yds.	Avg.	TD	
Cameron Rigby	64	354	5.2	3	

Receiving	No.	Yds.	Avg.	TD
Frank Brown	29	439	15.1	7
Jawill Davis	26	389	15.0	1

Defense	UT	AT	TT	Sacks	Int.
Trent Bridges	27	30	55	3.0	1
Diquan Richardson	30	30	60	0	4

2017 SCHEDULE

Sept. 2	at Miami
Sept. 9	at Southeastern Louisiana
Sept. 16	at Florida Atlantic
Sept. 23	at Howard
Sept. 30	Savannah State
Oct. 14	South Carolina State
Oct. 21	at North Carolina A&T
Oct. 28	Hampton
Nov. 4	Morgan State
Nov. 11	at NC Central
Nov. 18	vs. Florida A&M

2016 RESULTS

Sept. 4	vs Alcorn State	cancelled
Sept. 10	at North Texas	L, 20-41
Sept. 17	vs Tennessee State	L, 24-31
Sept. 24	at Savannah State	L, 10-16 (OT)
Oct. 1	vs N.C. Central	L, 14-31
Oct. 15	vs North Carolina A&T	L, 35-52
Oct. 22	at Norfolk State	W, 21-14
Oct. 29	vs Delaware State	W, 41-10
Nov. 5	at Morgan State	W, 41-10
Nov. 19	Florida A&M	W, 39-19
Nov. 26	South Carolina State	L, 7-28

SPORTS INFORMATION

Football SID:	Bryan J. Harvey
Office Phone:	386-481-2234
Office Fax:	none
E-Mail:	harveyb@cookman.edu
Website:	BCUathletics.com

North Carolina Central

Game 9 – November 4, 2017 – Armstrong Stadium – Hampton, Va.



Mack

GENERAL INFORMATION

Location	Durham, NC 27707
Founded	1910 by Dr. James E. Shepard
Enrollment	8,096
Acting President	Dr. Johnson O. Akinleye
Athletic Dir.	Dr. Ingrid Wicker McCree
Nickname	Eagles
Colors	Maroon & Gray
Conference	Mid-Eastern Athletic Conference (MEAC)
Stadium	O'Kelly-Riddick Stadium
Capacity	10,000
Press Box Phone	N/A
Postseason Appearances	4
Record	1-4
Last Appearance	2016 – Celebration Bowl
Result	L, 9-10 vs. Grambling State



COACHING STAFF

Head Coach
Alma Mater
Record at SCSU/years
Career record/years
Record vs. Hampton
Football Office Phone
Best Time to Reach
Def. Asst./Special Teams
Def. Coordinator/DB/ Asst. HC
Off. Coordinator /Quarterbacks
Wide Receiver
Defensive Line
Offensive Line
Running Backs
Tight Ends
Secondary/Recruiting Coordinator
Offensive Assistant
Defensive Assistant

Jerry Mack
Arkansas State (2003)
24-11 (4th season)
24-11 (4th season)
1-0
(919) 530-7057
Contact SID
Chris Schultz
Granville Eastman
T.C. Taylor
Jermaine Gales
Jon Bradley
Jason Onyebuagu
Jordan Reid
Carl Funderburk
Kenyatta McCoy
Quinn Billerman
Bobby Turner

Oct. 8 Florida A&M
Oct. 15 Savannah State
Oct. 22 at Morgan State
Nov. 5 at Delaware State
Nov. 12 Howard
Nov. 19 #9 North Carolina A&T
Dec. 17 vs. #14 Grambling

W, 17-13
W, 33-3
W, 21-17
W, 38-19
W, 30-21
W, 42-21
L, 9-10

SPORTS INFORMATION

Football SID:
Office Phone:
Office Cell:
E-Mail:
Website:

Kyle Serba
(919) 530-7054
(919) 796-1696
kserba@nccu.edu
www.nccueaglepride.com

TEAM INFORMATION

2016 Overall Record 9-3
2016 Conference Record/Finish 8-0
Final National Ranking 22nd
Lettermen Returning/Lost 35/35
Starters Returning/Lost 11/11
Offense 4/7
Defense 7/4
Basic Offense Multiple
Basic Defense 4-2-5

SERIES HISTORY

Series Record Hampton leads 18-7
In Hampton Hampton leads 9-3
In Durham NCCU leads 3-4
Neutral site Hampton 9-0
Last Meeting NCCU 47, HAM 13, Nov. 8, 2014 (Durham, N.C.)

TOP RETURNEES

Passing	Att.	Comp.	Int.	Yds.	TD
Naiil Ramadan	19	13	1	243	2

Rushing	Att.	Yds.	Avg.	TD
Ramone Simpson	129	667	4.9	5

Receiving	No.	Yds.	Avg.	TD
David Miller	23	364	15.83	3
Jalen Wilkes	31	516	16.55	5

Defense	UT	AT	TT	Sacks	Int.
Reggie Hunter	44	40	84	2.0	4

2017 SCHEDULE

Sept. 2 at Duke
Sept. 9 Shaw
Sept. 23 South Carolina State
Sept. 30 at Florida A&M
Oct. 7 at Howard
Oct. 14 Gardner-Webb
Oct. 21 Norfolk State
Oct. 28 Delaware State
Nov. 4 at Hampton
Nov. 11 Bethune-Cookman
Nov. 18 at North Carolina A&T

2016 RESULTS

Sept. 3 at Duke L, 6-49
Sept. 10 at Western Michigan L, 21-70
Sept. 17 St. Augustine's W, 65-7
Sept. 24 at Norfolk State W, 34-31
Oct. 1 at Bethune-Cookman W, 31-14

GENERAL INFORMATION

Location
Founded
Enrollment
Acting President
Athletic Dir.
Nickname
Colors
Conference
Stadium
Capacity
Press Box Phone
Postseason Appearances
Record
Last Appearance
Result

Orangeburg, S.C.
1896
2,937
James E. Clark
Paul A. Bryant
Bulldogs
Garnet & Blue
Mid-Eastern Athletic (MEAC)
Oliver C. Dawson - Bulldog Stadium
22,000
803-533-3646
16
6-12
2013
L, 20-30 to Furman



COACHING STAFF

Head Coach
Alma Mater
Record at SCSU/years
Career record/years
Record vs. Hampton
Football Office Phone
Best Time to Reach
Asst. HC/Def. Line
Def. Coordinator/LBs
Quarterbacks
WRs/Special Teams
Defensive Line
Linebackers
Running Backs
Off. Coordinator/OL

Oliver "Buddy" Pough
South Carolina State, '75
117-57/15 Years
Same
10-3
803-533-3743
Contact SID
David Blanchard
Kirk Botkin
Danny Lewis
Steve Bird
Gerald Harrison
Jonathan Saxson
Lee Chambers
Nygel Pearson

TEAM INFORMATION

2016 Overall Record 5-6
2016 Conference Record/Finish 5-3 /3th
Final National Ranking N/A
Lettermen Returning/Lost 16/6
Starters Returning/Lost 18/10
Offense 8/3
Defense 6/5
Basic Offense Multiple Pro I
Basic Defense Multiple 4

SERIES HISTORY

Series Record Hampton leads 12-9
In Hampton Hampton leads 6-3
In Orangeburg SC State leads 6-4
Last Meeting SC State 26, Hampton 28, Oct. 29, 2016 (Hampton, Va)

TOP RETURNEES

Passing		Att.	Comp.	Int.	Yds.	TD				
Caleb York		254	142	6	1723	11				
Rushing		GP	Att.	Gain	Loss	Net	Avg.	TDs	Long	Avg/G
FORD, Bishop		10	137	607	40	567	4.1	5	35	56.7
BROWN, Dondre		11	80	373	12	361	4.5	3	28	32.8
Passing		GP	Effic.	Att.-Comp.-Int.		Pct.	Yds.	TDs	Long	Avg./G
YORK, Caleb		10	96.8	111-240-6		46.2	1116	12	55	111.6
KOLLOCK, Adrian		11	95.5	31-63-0		49.2	308	1	26	28.0
Receiving		GP	No.	Yds.	Avg.	TDs	Long	Avg./G		
BURROUGHS, De'Mo		6	23	348	15.1	3	41	58.0		
CALDWELL, Quan		11	22	221	10.0	3	46	20.1		
Tackles		GP	UT	AT	Total	TFLs	Sacks	Int-Yds		
LEONARD, Darius		11	78	46	124	14.5-64	3.5-32	2-64		
TAYLOR, Dayshaw		11	54	29	83	10.5-25	1.5-6	1-52		
Receiving		GP	No.	Yds.	Avg.	TDs	Long	Avg./G		
BURROUGHS, De'Mo		6	23	348	15.1	3	41	58.0		
CALDWELL, Quan		11	22	221	10.0	3	46	20.1		

2017 SCHEDULE

Sept. 3	at Southern University
Sept. 9	Charleston Southern
Sept. 16	Johnson C. Smith
Sept. 23	at N.C. Central
Sept. 30	North Carolina A&T
Oct. 7	Morgan State
Oct. 14	Bethune-Cookman
Oct. 21	Delaware State
Oct. 28	at Howard
Nov. 11	at Hampton
Nov. 18	at Savannah State

2016 RESULTS

Sept. 3	at UCF	L, 0-38
Sept. 10	at Louisiana Tech	L, 24-53
Sept. 17	at Clemson	L, 0-59
Sept. 24	at FAMU	W, 48-14
Oct. 15	at Howard	W, 14-9
Oct. 22	Bethune-Cookman	W, 30-3
Oct. 29	at Hampton	L, 26-28
Nov. 5	at North Carolina A&T	L, 20-30
Nov. 12	Norfolk State	L, 10-13
Nov. 19	Savannah State	W, 32-0
Nov. 26	Bethune-Cookman	W, 28-7

SPORTS INFORMATION

Football SID:	Kendrick Lewis
Office Phone:	803-536-8227
Office Fax:	803-536-8622
E-Mail:	Klewis19@scsu.edu
Website:	www.scsuathletics.com

Howard
Game 11 – November 18, 2017 – Armstrong Stadium - Hampton, Va.



GENERAL INFORMATION

Location	Washington, DC
Founded	1867
Enrollment	10,500
President	Dr. Wayne A.I. Frederick
Athletic Dir.	Kery Davis
Nickname	Bison
Colors	Navy Blue & White
Conference	Mid-Eastern Athletic (MEAC)
Stadium	William H. Greene Memorial
Capacity	7,086
Press Box Phone	202.806.5488/89/91
Postseason Appearances	2
Record	1-1

Last Appearance
Result

1996
W 24-20 over Southern

COACHING STAFF

Head Coach	Mike London
Alma Mater	Richmond '82
Record at HU/years	1st year
Career record/years	51-51/9th
Record vs. Hampton	0-0
Football Office Phone	202-806-6193
Best Time to Reach	Contact SID
Asst. HC/Def. Coordinator	Vince Brown
Off. Coordinator	Brennan Marion
Co-Def. Coordinator/CB	Chip West
Safeties/Recruiting	Cato June
Special Teams/RB	Kenny Lucas
Run Game Coordinator/OL	Darryl Bullock
Defensive Line	Keenan Carter
Wide Receivers	Mike London Jr.
H-Back/Slot Receivers	David Clowney

Team Information

2016 Overall Record	2-9
2016 Conference Record/Finish	2-6/10th
Final National Ranking	N/A
Basic Offense	Multiple
Basic Defense	Multiple

SERIES HISTORY

Series Record:	Hampton leads 49-42-1
In Hampton:	Hampton leads 16-15-1
At Howard:	Howard leads 15-12
Neutral Sites:	Hampton leads 6-2
Last Meeting:	HAM 34, Howard 7, Sept. 17, 2016 (Washington, DC)

TOP RETURNEES

PERSONNEL					
Passing	Att.	Comp.	Int.	Yds.	TD
Kalen Johnson	239	116	9	1337	8
Rushing	Att.	Yds.	Avg.	TD	
Anthony Philyaw	222	1230	5.5	9	
Receiving	No.	Yds.	Avg.	TD	
Kyle Anthony	40	535	13.4	6	
Guy Lemonier	27	278	10.3	2	
Defense	UT	AT	TT	Sacks	Int.
David Lee	31	17	48	1	1
Elijah Anglin	36	10	46	4	1

2017 SCHEDULE

Sept. 2	at UNLV
Sept. 9	at Kent State
Sept. 16	at Richmond
Sept. 23	Bethune-Cookman
Oct. 7	N.C. Central
Oct. 14	at Delaware State
Oct. 21	Morgan State
Oct. 28	at South Carolina State
Nov. 4	at Florida A&M
Nov. 11	Norfolk State
Nov. 18	at Hampton

2016 RESULTS

Sept. 3	at Maryland	L 13-52
Sept. 10	at Rutgers	L 14-52
Sept. 17	Hampton	L 7-34
Sept. 24	at Morgan State	L 24-28
Oct. 1	at Norfolk State	W 33-28
Oct. 8	Monmouth	L 27-59
Oct. 15	South Carolina State	L 9-14
Oct. 22	North Carolina A&T	L 7-34
Oct. 29	at Savannah State	L 27-31
Nov. 12	at N.C. Central	L 21-30
Nov. 19	Delaware State	W 26-21





'16 SEASON IN REVIEW

2017 FOOTBALL MEDIA GUIDE



2016 TEAM STATISTICS

TEAM STATISTICS

	HAM	OPP
SCORING	213	269
Points Per Game	19.4	24.5
Points Off Turnovers	35	73
FIRST DOWNS	197	189
Rushing	76	81
Passing	105	86
Penalty	16	22
RUSHING YARDAGE	1396	1749
Yards gained rushing	1734	2031
Yards lost rushing	338	282
Rushing Attempts	356	414
Average Per Rush	3.9	4.2
Average Per Game	126.9	159.0
TDs Rushing	13	16
PASSING YARDAGE	2410	1996
Comp-Att-Int	207-368-19	153-286-5
Average Per Pass	6.5	7.0
Average Per Catch	11.6	13.0
Average Per Game	219.1	181.5

TDs Passing	13	14
TOTAL OFFENSE	3806	3745
Total Plays	724	700
Average Per Play	5.3	5.3
Average Per Game	346.0	340.5
KICK RETURNS: #-Yards	43-780	31-705
PUNT RETURNS: #-Yards	15-110	16-262
INT RETURNS: #-Yards	5-58	19-353
KICK RETURN AVERAGE	18.1	22.7
PUNT RETURN AVERAGE	7.3	16.4
INT RETURN AVERAGE	11.6	18.6
FUMBLES-LOST	18-10	17-9
PENALTIES-Yards	90-727	88-783
Average Per Game	66.1	71.2
PUNTS-Yards	57-2332	59-2218
Average Per Punt	40.9	37.6
Net punt average	34.2	33.4
KICKOFFS-Yards	42-2224	55-3089
Average Per Kick	53.0	56.2
Net kick average	32.6	38.8
TIME OF POSSESSION/Game	31:26	28:34
3RD-DOWN Conversions	62/161	62/154

3rd-Down Pct	39%	40%
4TH-DOWN Conversions	10/16	10/17
4th-Down Pct	62%	59%
SACKS BY-Yards	17-103	25-151
MISC YARDS	0	17
TOUCHDOWNS SCORED	28	34
FIELD GOALS-ATTEMPTS	6-11	11-18
ON-SIDE KICKS	1-2	0-1
RED-ZONE SCORES	(22-31) 71%	(31-39) 79%
RED-ZONE TOUCHDOWNS	(17-31) 55%	(20-39) 51%
PAT-ATTEMPTS	(27-28) 96%	(30-32) 94%
ATTENDANCE	32685	67859
Games/Avg Per Game	5/6537	5/13572
Neutral Site Games		1/13068

SCORE BY QUARTERS

	1st	2nd	3rd	4th	Total
Hampton	59	48	55	51	213
Opponents	65	65	54	85	269

2016 HAMPTON DEFENSIVE STATS

-----Tackles-----				---Sacks---		---Pass Def---		---Fumbles---		Blkd Kick		SAF	
DEFENSIVE LEADERS	GP	SOLO	AST	TOTAL	TFL/YDS	NO-YARDS	INT-YDS	BRUP	QBH	RCV-YDS	FF		
4 VANDYKE, Devin	11	36	37	73	5.5-12			2	2	1-0			
25 SMITH, Steven	11	25	36	61	10.5-47	4.5-25			10		1		
1 COLE, Brendan	11	23	31	54	1.5-4		1-0	3		3-0	2		
53 OBASUYI, Owen	9	12	29	41	6.0-13	2.0-6			2				
97 STURDIVANT, Desmond	11	9	30	39	3.5-9	1.5-5			5		2		
36 CORD, JaMari'	11	14	25	39	0.5-1				3	1-0			
7 TURNER, Joseph	11	23	12	35	0.5-4			4		1-0		1	
43 JOHNSON, Devan	6	15	20	35	7.0-38	2.5-27		1	4		1		
57 DAVIDSON, Jayso'n	11	10	24	34	2.0-2				1	1-0	1		
30 REID, DaQuavius	11	16	17	33			1-12	1		1-2			
11 SCOTT, Robert	11	17	16	33			2-46	7			1	1	
37 COLEMAN, Kurtis	11	16	16	32				3		1-0			
9 VARCCIANN, Oral	11	18	13	31	4.0-15			6					
92 HOLMES, Tyler	11	10	17	27	3.0-12	2.0-10							
94 SPRUILL, Davonte	10	8	15	23	2.0-4				3		1		
42 COUNCIL, Treshaw	11	9	14	23	3.5-21	2.0-17			8		1		
33 CARR, Dereon	11	14	7	21			1-0						
98 COMMISSIONG, Darius	8	5	15	20	3.0-15	2.5-13			3				
23 BOATENG, Kevin	11	10	9	19									
34 DIARRASSOUBA, Chaka	4	7	12	19	1.5-9			2					
20 MORRIS, Myles	3	5	8	13	0.5-1			2					
13 WILLIAMS, Justin	11	8	4	12									
99 MARR, Keenan	8	3	6	9	0.5-1								
28 PERRY, Bruce	10	3	3	6				2					
5 MIXSON, Twarn	11	5		5									
35 THURMOND, Devin	10	2	2	4	2.5-11								
45 PREVOST, Anthony	11	3	1	4	0.5-0								
41 FABER-KINNEY, Christi	11	3		3									
82 HARVELL, Drakar	11	2		2									
38 WOODCOCK, Damon	6	1	1	2	0.5-0							1	
60 HERRING, Bailey	10	2		2									
86 WILLENBROCK, Jack	10	1		1									
76 JOHNSON, Donovan	9	1		1									
68 GOULD, Ryan	7	1		1									
64 BROWN, Adam	10		1	1									
TM TEAM	7	1		1	1.0-17						1		
75 HAYES, Alexander	10	1		1									
24 GARRETT, Dwayne	10	1		1									
58 STEVENSON, Joseph	6		1	1									
18 WOLFOLK, Wesley	11	1		1									
16 BELL, Ronald	11		1	1									
8 COX, Brandon	5	1		1									
3 PROCTOR, Rashawn	11		1	1	0.5-2								
31 NELSON, Elijah	1		1	1									
93 SMITH, Omar	1		1	1									
Total.....	11	342	426	768	60-238	17-103	5-58	33	41	9-2	11	3	
Opponents.....	11	415	256	671	88.0-307	25-151	19-353	31	21	10-17	8	2	1

HAMPTON INDIVIDUAL GAME HIGHS

Rushes	17
Yards Rushing	125
TD Rushes	1

JOHNSON, Yahkee vs Norfolk State (Nov 19, 2016)
CARTER, Eric at Delaware State (Oct 08, 2016)
JOHNSON, Yahkee at Old Dominion (Sep 04, 2016)
GARRETT, Dwayne at Old Dominion (Sep 04, 2016)
CARTER, Eric vs William & Mary (Sep 10, 2016)
COX, Brandon vs Howard (Sep 17, 2016)
CARTER, Eric vs Howard (Sep 17, 2016)
JOHNSON, Yahkee at Delaware State (Oct 08, 2016)
COX, Brandon at Delaware State (Oct 08, 2016)
JOHNSON, Yahkee at Florida A&M (Oct 22, 2016)
CARTER, Eric vs South Carolina State (Oct 29, 2016)
JOHNSON, Yahkee vs Savannah State (Nov 12, 2016)
CARTER, Eric vs Savannah State (Nov 12, 2016)
CARTER, Eric vs Norfolk State (Nov 19, 2016)
FABER-KINNEY, Christi at Coastal Carolina (Nov 26, 2016)

Long Rush	48
Pass attempts	54
Pass completions	32
Yards Passing	388
TD Passes	3
Long Pass	83
Receptions	12
Yards Receiving	188
TD Receptions	1

JOHNSON, Yahkee at Delaware State (Oct 08, 2016)
CARTER, Eric at Delaware State (Oct 08, 2016)
WILLIAMSON, Jaylian at North Carolina A&T (Sep 29, 2016)
WILLIAMSON, Jaylian at North Carolina A&T (Sep 29, 2016)
WILLIAMSON, Jaylian vs South Carolina State (Oct 29, 2016)
WILLIAMSON, Jaylian at North Carolina A&T (Sep 29, 2016)
PROCTOR, Rashawn at North Carolina A&T (Sep 29, 2016)
PROCTOR, Rashawn at North Carolina A&T (Sep 29, 2016)
ALONZO, Shakim at Old Dominion (Sep 04, 2016)
PROCTOR, Rashawn vs William & Mary (Sep 10, 2016)
JOHNSON, Yahkee vs Howard (Sep 17, 2016)
ALONZO, Shakim at North Carolina A&T (Sep 29, 2016)
ALONZO, Shakim at Delaware State (Oct 08, 2016)
PROCTOR, Rashawn vs Morgan State (Oct 15, 2016)
WILLENBROCK, Jack vs Morgan State (Oct 15, 2016)
WILLIAMSON, Jaylian vs Morgan State (Oct 15, 2016)
RICHARD, Kentrell at Florida A&M (Oct 22, 2016)
PROCTOR, Rashawn vs South Carolina State (Oct 29, 2016)
MIXSON, Twarn vs South Carolina State (Oct 29, 2016)
WILLENBROCK, Jack vs South Carolina State (Oct 29, 2016)
MIXSON, Twarn vs Savannah State (Nov 12, 2016)
PROCTOR, Rashawn at North Carolina A&T (Sep 29, 2016)
PREVOST, Anthony at Delaware State (Oct 08, 2016)
BROWN, Adam vs Howard (Sep 17, 2016)
FABER-KINNEY, Christi at Old Dominion (Sep 04, 2016)
FABER-KINNEY, Christi vs Morgan State (Oct 15, 2016)
FABER-KINNEY, Christi vs Morgan State (Oct 15, 2016)
FABER-KINNEY, Christi vs Morgan State (Oct 15, 2016)
BELL, Ronald vs Howard (Sep 17, 2016)
POWELL, Chase vs Savannah State (Nov 12, 2016)
JOHNSON, Devan vs Savannah State (Nov 12, 2016)
JOHNSON, Devan vs Savannah State (Nov 12, 2016)
JOHNSON, Devan vs Savannah State (Nov 12, 2016)
SCOTT, Robert vs Morgan State (Oct 15, 2016)
COLE, Brendan vs Morgan State (Oct 15, 2016)
SCOTT, Robert vs South Carolina State (Oct 29, 2016)
REID, DaQuavius vs Norfolk State (Nov 19, 2016)
CARR, Dereon at Coastal Carolina (Nov 26, 2016)

HAMPTON GAME HIGHS

Rushes	42
Yards Rushing	285
Yards Per Rush	6.8
TD Rushes	2
Pass attempts	55
Pass completions	32
Yards Passing	388
Yards Per Pass	13.0
TD Passes	3

at Delaware State (Oct 08, 2016)
at Delaware State (Oct 08, 2016)
at Delaware State (Oct 08, 2016)
at Old Dominion (Sep 04, 2016)
vs Howard (Sep 17, 2016)
at Delaware State (Oct 08, 2016)
vs Savannah State (Nov 12, 2016)
at North Carolina A&T (Sep 29, 2016)
at North Carolina A&T (Sep 29, 2016)
at North Carolina A&T (Sep 29, 2016)
vs Howard (Sep 17, 2016)
vs Morgan State (Oct 15, 2016)

Total Plays	86
Total Offense	551
Yards Per Play	8.5
Points	34
Sacks By	3

First Downs	23
Penalties	14
Penalty Yards	117
Turnovers	4

Interceptions By	2
Punts	8
Punting Avg	44.4
Long Punt	66
Punts inside 20	5
Long Punt Return	41

OPPONENT INDIVIDUAL GAME HIGHS

Rushes	26
Yards Rushing	256
TD Rushes	3
Long Rush	94
Pass attempts	34
Pass completions	20
Yards Passing	302
TD Passes	4
Long Pass	69
Receptions	8
Yards Receiving	176
TD Receptions	1

vs South Carolina State (Oct 29, 2016)
at North Carolina A&T (Sep 29, 2016)
at Delaware State (Oct 08, 2016)
at Delaware State (Oct 08, 2016)
vs Howard (Sep 17, 2016)
at Delaware State (Oct 08, 2016)
vs Morgan State (Oct 15, 2016)
vs Savannah State (Nov 12, 2016)
at Delaware State (Oct 08, 2016)
vs Howard (Sep 17, 2016)
vs Norfolk State (Nov 19, 2016)
vs Norfolk State (Nov 19, 2016)
at Old Dominion (Sep 04, 2016)
at North Carolina A&T (Sep 29, 2016)
vs Norfolk State (Nov 19, 2016)
at Coastal Carolina (Nov 26, 2016)
vs Morgan State (Oct 15, 2016)
at Old Dominion (Sep 04, 2016)
vs Morgan State (Oct 15, 2016)
vs Morgan State (Oct 15, 2016)
vs Morgan State (Oct 15, 2016)
vs Howard (Sep 17, 2016)

COHEN, Tarik, at North Carolina A&T (Sep 29, 2016)
COHEN, Tarik, at North Carolina A&T (Sep 29, 2016)
COHEN, Tarik, at North Carolina A&T (Sep 29, 2016)
COHEN, Tarik, at North Carolina A&T (Sep 29, 2016)
Steve Cluley, vs William & Mary (Sep 10, 2016)
Steve Cluley, vs William & Mary (Sep 10, 2016)
Steve Cluley, vs William & Mary (Sep 10, 2016)
WASHINGTON, D., at Old Dominion (Sep 04, 2016)
Steve Cluley, vs William & Mary (Sep 10, 2016)
DeVonte Dedmon, vs William & Mary (Sep 10, 2016)
DeVonte Dedmon, vs William & Mary (Sep 10, 2016)
PASCAL, Zach, at Old Dominion (Sep 04, 2016)
DUHART, J., at Old Dominion (Sep 04, 2016)
VERHAEGH, J., at Old Dominion (Sep 04, 2016)
LAWRY, Ray, at Old Dominion (Sep 04, 2016)
DeVonte Dedmon, vs William & Mary (Sep 10, 2016)
Jack Armstrong, vs William & Mary (Sep 10, 2016)
KEYES, Denzel, at North Carolina A&T (Sep 29, 2016)
SUA-GODINET, F., at Delaware State (Oct 08, 2016)
HARRISON, G, vs Morgan State (Oct 15, 2016)
SPEARMAN, L., vs Morgan State (Oct 15, 2016)
NORWOOD, Brandon, at Florida A&M (Oct 22, 2016)
POLINICE, Louben, at Florida A&M (Oct 22, 2016)
MCINTOSH, Kanome, vs South Carolina State (Oct 29, 2016)
FORD, Bishop, vs South Carolina State (Oct 29, 2016)
DeVonte Dedmon, vs William & Mary (Sep 10, 2016)
Granger, Ryan, at Coastal Carolina (Nov 26, 2016)
MAROUF, Cameron, vs Norfolk State (Nov 19, 2016)
LABOFSKY, Dakota, vs Howard (Sep 17, 2016)
ROMO MARTINEZ, F, at Delaware State (Oct 08, 2016)
BARRON, John, vs Savannah State (Nov 12, 2016)
ROMO MARTINEZ, F, at Delaware State (Oct 08, 2016)
ROMO MARTINEZ, F, at Delaware State (Oct 08, 2016)
CATE, Bailey, at Old Dominion (Sep 04, 2016)
ROMO MARTINEZ, F, at Delaware State (Oct 08, 2016)
MARTIN, Thomas, vs Morgan State (Oct 15, 2016)
Tyler, Ky'Jon, at Coastal Carolina (Nov 26, 2016)
HARDEN, Cephas, vs Norfolk State (Nov 19, 2016)
BANKS, Stefan, vs Savannah State (Nov 12, 2016)
BANKS, Stefan, vs Savannah State (Nov 12, 2016)
Summers, Kamron, at Coastal Carolina (Nov 26, 2016)

Long Reception	69
Field Goals	4
Long Field Goal	33
Punts	8
Punting Avg	43.6
Long Punt	63
Punts inside 20	4

Long Punt Return	42
Long Kickoff Return	77
Tackles	14
Sacks	3.0
Tackles For Loss	5.0
Interceptions	2

OPPONENT TEAM GAME HIGHS

Rushes	56
--------	----

at Coastal Carolina (Nov 26, 2016)

2017 MEDIA GUIDE



Yards Rushing	262
Yards Per Rush	8.2
TD Rushes	3
Pass attempts	34
Pass completions	20
Yards Passing	302
Yards Per Pass	8.9
TD Passes	4
Total Plays	72
Total Offense	464
Yards Per Play	7.4
Points	54
Sacks By	4

at North Carolina A&T (Sep 29, 2016)
at North Carolina A&T (Sep 29, 2016)
at North Carolina A&T (Sep 29, 2016)
vs William & Mary (Sep 10, 2016)
vs William & Mary (Sep 10, 2016)
vs William & Mary (Sep 10, 2016)
vs William & Mary (Sep 10, 2016)
at Old Dominion (Sep 04, 2016)
vs Morgan State (Oct 15, 2016)
at Old Dominion (Sep 04, 2016)
vs William & Mary (Sep 10, 2016)
at Old Dominion (Sep 04, 2016)
at Old Dominion (Sep 04, 2016)
vs South Carolina State (Oct 29, 2016)
vs Savannah State (Nov 12, 2016)

First Downs	23
Penalties	11
Penalty Yards	122
Turnovers	3
Interceptions By	4
Punts	9
Punting Avg	43.6
Long Punt	63
Punts inside 20	4
Long Punt Return	42

at Florida A&M (Oct 22, 2016)
vs Howard (Sep 17, 2016)
vs South Carolina State (Oct 29, 2016)
vs Howard (Sep 17, 2016)
vs Morgan State (Oct 15, 2016)
at Coastal Carolina (Nov 26, 2016)
vs Norfolk State (Nov 19, 2016)
at Coastal Carolina (Nov 26, 2016)
vs Howard (Sep 17, 2016)
at Delaware State (Oct 08, 2016)
at Delaware State (Oct 08, 2016)
at Old Dominion (Sep 04, 2016)
at Delaware State (Oct 08, 2016)
vs Morgan State (Oct 15, 2016)

2016 GAME-BY-GAME COMPARISON

OPPONENT	SCORE	FIRST DOWNS	RUSHING NUMBER-YARDS	PASSING ATT.-COMP.-INT	TOTAL YARDS	OFFENSE PLAYS-YARDS	RETURN YARDS	TURN- OVERS
Old Dominion	21-54	19/20	41-90/38-211	20-44-1/14-29-0	218/253	85-308/67-464	112/242	4/1
WILLIAM & MARY	14-24	20/19	28-150/27-152	22-40-2/20-34-0	184/302	68-334/61-454	60/109	2/1
Howard	34-7	15/12	41-143/40-153	9-16-0/8-20-0	208/97	57-351/60-250	108/139	0/0
North Carolina A&T	9-31	22/16	31-76/32-262	32-55-2/15-24-0	388/143	86-464/56-405	105/40	4/1
Delaware State	27-17	23/14	42-285/32-53	18-23-0/18-30-0	266/245	65-551/62-298	54/48	1/0
MORGAN STATE	21-12	17/18	27-73/45-88	18-31-2/16-27-2	180/202	58-253/72-290	104/192	2/3
Florida A&M	14-31	19/23	30-183/38-129	17-37-2/18-31-0	141/212	67-324/69-341	71/144	3/0
SOUTH CAROLINA STATE	28-26	18/19	32-68/34-148	16-27-1/17-30-1	271/216	59-339/64-364	54/118	2/2
SAVANNAH STATE	28-24	13/14	28-105/41-79	19-30-1/12-28-0	149/150	58-254/69-229	139/21	3/1
NORFOLK STATE	10-17	20/15	35-161/31-222	19-32-4/8-19-1	224/102	67-385/50-324	78/129	4/2
Coastal Carolina	7-26	11/19	21-62/56-252	17-33-4/7-14-1	181/74	54-243/70-326	65/155	4/3
Totals	213-269	197/189	356-1396/414-1749	207-368-19/153-286-5	2410/1996	724-3806/700-3745	950/1337	29/14

Note: Game totals are displayed in the format TEAM/OPPONENT for each category

Opponent	3RD DOWN CONVERSIONS	4TH DOWN CONVERSIONS	TIME OF POSSESSION	TOP MARGIN	AVG YDS/RUSH	AG YDS/PASS	AVG YDS/PLAY	PUNTING NUMBER-AVG	PENALTIES YARDS
Old Dominion	7-21/4-13	1-3/1-2	36:30/23:30	13:00	2.2/5.6	5.0/8.7	3.6/6.9	8-40.0/5-36.2	3-38/9-66
WILLIAM & MARY	4-13/8-15	2-2/0-1	33:56/26:04	7:52	5.4/5.6	4.6/8.9	4.9/7.4	6-41.8/3-26.3	8-53/5-39
Howard	2-11/5-14	2-2/0-1	30:35/29:25	1:10	3.5/3.8	13.0/4.8	6.2/4.2	5-33.6/9-32.2	14-91/11-122
North Carolina A&T	7-19/4-11	3-6/0-0	35:05/24:55	10:10	2.5/8.2	7.1/6.0	5.4/7.2	2-38.0/5-41.6	10-88/10-82
Delaware State	5-12/7-17	0-0/1-1	32:23/27:37	4:46	6.8/1.7	11.6/8.2	8.5/4.8	4-43.5/8-43.6	9-60/7-48
MORGAN STATE	4-12/8-17	0-0/1-3	27:46/32:14	-4:28	2.7/2.0	5.8/7.5	4.4/4.0	7-44.4/5-32.8	7-70/8-76
Florida A&M	10-18/3-11	1-1/3-3	29:06/30:54	-1:48	6.1/3.4	3.8/6.8	4.8/4.9	5-43.8/5-37.2	8-87/10-104
SOUTH CAROLINA STATE	6-13/6-13	0-1/0-1	30:44/29:16	1:28	2.1/4.4	10.0/7.2	5.7/5.7	5-36.6/5-37.6	5-55/11-99
SAVANNAH STATE	4-13/6-18	0-0/2-3	27:59/32:01	-4:02	3.8/1.9	5.0/5.4	4.4/3.3	6-43.5/8-41.5	8-49/6-32
NORFOLK STATE	9-15/4-10	0-0/0-0	36:57/23:03	13:54	4.6/7.2	7.0/5.4	5.7/6.5	3-44.3/4-38.8	14-117/10-110
Coastal Carolina	4-14/7-15	1-1/2-2	24:49/35:11	-10:22	3.0/4.5	5.5/5.3	4.5/4.7	6-39.3/2-43.0	4-19/1-5
Totals	62-161/62-154	10-16/10-17	345:50/314:10	31:40	3.9/4.2	6.5/7.0	5.3/5.3	57-40.9/59-37.6	727/783

Note: Game totals are displayed in the format TEAM/OPPONENT for each category



Game #1 – Old Dominion 54, Hampton 21 September 4, 2016 – Norfolk, Va. S.B. Ballard Stadium (20,118)

NORFOLK, Va. – The 2016 Hampton University football season opened and fell to Old Dominion University 54-21 on Sunday afternoon in front of 20,118 at Foreman Field at S.B. Ballard Stadium.

Each team scored on their first possessions as Hampton answered ODU's opening score with Yahkee Johnson scoring on a two-yard run to cap a five-play, 71-yard drive to even the game at 7-all. Jaylian Williamson connected with Rashawn Proctor on the first play of the year for the Pirates with a 47-yard completion down to the ODU 24 to help set up the drive.

The Monarchs responded with 24 straight points as a Chris Kirtley 21-yard field goal with 1:38 left in the half put the hosts up 31-7.

Hampton's defense forced a turnover late in the second quarter as Devin Vandyke recovered a Blake Larussa fumble at midfield. The Pirates were believed to have been held at the four-yard line after a two-yard run from Williamson to close the half, but the officials said Hampton called a timeout with one second left. That was enough for Williamson to find Shakim Alonzo in the back of the end zone for a four-yard scoring pass to close the half with Hampton trailing 31-14.

The Pirates opened the second half with possession and marched on a 72-yard, 13-play drive as Dwayne Garrett finished with a two-yard run to bring Hampton to 31-21 with 8:47 left in the third quarter.

From there, the Monarchs scored the final 23 points on a passing touchdown from David Washington, an interception return, a touchdown run and a safety.

Score by Quarters	1	2	3	4	Score
Hampton	7	7	7	0	- 21
Old Dominion.....	14	17	9	14	- 54

Scoring Summary:

1st
14:37 ODU - LAWRY, Ray 59 yd pass from WASHINGTON, D. (KIRTLEY, Chris kick), 1-59 0:23, HAM 0 - ODU 7
11:37 HAM - JOHNSON, Yahkee 2 yd run (PREVOST, Anthony kick), 5-71 2:52, HAM 7 - ODU 7
10:39 ODU - LAWRY, Ray 31 yd run (KIRTLEY, Chris kick), 3-59 0:51, HAM 7 - ODU 14
2nd
13:36 ODU - PASCAL, Zach 10 yd pass from WASHINGTON, D. (KIRTLEY, Chris kick), 6-60 1:58, HAM 7 - ODU 21
04:58 ODU - DUHART, J. 26 yd pass from WASHINGTON, D. (KIRTLEY, Chris kick), 10-53 4:16, HAM 7 - ODU 28
01:38 ODU - KIRTLEY, Chris 21 yd field goal, 9-53 1:40, HAM 7 - ODU 31
00:00 HAM - ALONZO, Shakim 4 yd pass from WILLIAMSON, Jaylian (PREVOST, Anthony kick), 8-50 0:33, HAM 14 - ODU 31
3rd
08:47 HAM - GARRETT, Dwayne 2 yd run (BROWN, Adam kick), 13-72 6:07, HAM 21 - ODU 31
06:19 ODU - TEAM safety, , HAM 21 - ODU 33
02:30 ODU - YOUNG, Aaron 15 yd interception return (DAVIS, Brad kick), , HAM 21 - ODU 40
4th
14:53 ODU - VERHAEGH, J. 32 yd pass from WASHINGTON, D. (TILLMAN, Joe kick), 5-53 1:22, HAM 21 - ODU 47
09:13 ODU - COX, Jeremy 12 yd run (DAVIS, Brad kick), 2-19 0:22, HAM 21 - ODU 54

FIRST DOWNS	HAM	ODU
RUSHES-YARDS (NET)	41-90	38-211
PASSING YDS (NET)	218	253
Passes Att-Comp-Int	44-20-1	29-14-0
TOTAL OFFENSE PLAYS-YARDS	85-308	67-464
Fumble Returns-Yards	0-0	1-17
Punt Returns-Yards	0-0	4-101
Kickoff Returns-Yards	8-112	4-109
Interception Returns-Yards	0-0	1-15
Punts (Number-Avg)	8-40.0	5-36.2
Fumbles-Lost	5-3	1-1
Penalties-Yards	3-38	9-66
Possession Time	36:30	23:30
Third-Down Conversions	7 of 21	4 of 13
Fourth-Down Conversions	1 of 3	1 of 2
Red-Zone Scores-Chances	3-3	3-5
Sacks By: Number-Yards	1-5	4-27

RUSHING: Hampton-JOHNSON, Yahkee 11-59; CARTER, Eric 9-41; COX, Brandon 5-21; GARRETT, Dwayne 8-16; WILLIAMSON, Jaylian 7-minus 19; FABER-KINNEY, Christi 1-minus 28.
Old Dominion-LAWRY, Ray 14-110; WASHINGTON, D. 6-36; MARRINER, Josh 9-31; COX, Jeremy 4-28; JACKSON, G. 1-7; HARPER, Isaiah 2-2; TEAM 1-minus 1; LARUSSA, Blake 1-minus 2.

PASSING: Hampton-WILLIAMSON, Jaylian 16-37-1-200; COX, Brandon 3-5-0-6; TEAM 0-1-0-0; MIXSON, Twarn 1-1-0-12.
Old Dominion-WASHINGTON, D. 10-17-0-187; BENTLEY, Shuler 4-10-0-66; LARUSSA, Blake 0-2-0-0.

RECEIVING: Hampton-PROCTOR, Rashawn 9-161; ALONZO, Shakim 4-33; MIXSON, Twarn 3-16; BELL, Ronald 3-6; WILLENBROCK, Jack 1-2.
Old Dominion-PASCAL, Zach 5-63; LAWRY, Ray 2-62; DUHART, J. 2-60; VERHAEGH, J. 1-32; PATTERSON, H. 1-17; VAUGHN, Melvin 1-9; HARPER, Isaiah 1-6; COX, Jeremy 1-4.

INTERCEPTIONS: Hampton-None.
Old Dominion-YOUNG, Aaron 1-15.

FUMBLES: Hampton-WILLIAMSON, Jaylian 2-1; COX, Brandon 1-1; FABER-KINNEY, Christi 1-0; JOHNSON, Yahkee 1-1.
Old Dominion-LARUSSA, Blake 1-1.

Game #2 – William & Mary 24, Hampton 14 September 10, 2016 – Hampton, Va. Armstrong Stadium (4,412)

HAMPTON, Va. -- A two-touchdown swing in the third quarter proved to be the difference in the ballgame on Saturday night as 13th-ranked William & Mary defeated Hampton 24-14 in front of 4,412 at Armstrong Stadium.

The Pirates got on the scoreboard first following a blocked punt. Forcing a fourth down by the Tribe on its 31, Joseph Turner came through the middle of the line and blocked the punt giving Hampton possession on the Tribe 10. On fourth and goal from the one, Eric Carter pushed his way into the end zone to give Hampton (0-2) a 7-0 lead with 12:21 left in the opening quarter.

William & Mary (1-1) answered with a touchdown drive on 73-yards in seven plays. Steve Cluley connected with DeVonte Dedmon on an 18-yard pass to tie the game 7-all with 9:45 left in

the first.

"We showed we could play with the 13th-ranked team in FCS tonight," said Hampton coach Connell Maynor. "You can't turn the ball over (two interceptions) or have as many penalties as we had against a team like William & Mary and expect to win."

Both teams couldn't put it in the end zone during the second quarter, but each team ended the half with missed field goal opportunities. The Tribe missed a 48-yard field goal with four minutes left in the half giving Hampton possession on its 30.

The Pirates responded with a 10-play, 57-yard drive down to the Tribe 13 with 10 seconds left in the half. A 31-yard field goal by Anthony Provost was deflected by Bill Murray and fell short as the teams went into the half 7-all.

"That field goal at the end of the half was a momentum changer," said Maynor. "From a chance to go up 10-7 with the ball to start the third, to still tied hurt."

In the third, the Tribe scored on its first two possessions. Cluley connected with Jack Armstrong on a 20-yard pass to cap a 13-play, 83-yard drive to give the guests a 14-7 lead with 7:50 left.

After forcing a Hampton three-and-out, the Tribe got possession at midfield and quickly pushed the lead to 21-7 as Albert Funderburke broke off a 40-yard run down on the second play with 5:34 left in the third. William & Mary started the fourth quarter finishing a nine-play, 73-yard drive as Nick Dorka booted a 25-yard field goal to lead 24-7 with 13:03 left.

Hampton finished the scoring with an 80-yard, 11-play drive as Jaylian Williamson connected with Rashawn Proctor for a seven-yard scoring pass with 3:12 remaining.

The Pirates were nearly balanced on the night running for 150 yards and passing for 184. Yahkee Johnson ran for 115 yards on 12 carries to lead the Pirates on the ground. Williamson was 22-of-39 for 184 yards with one touchdown and two interceptions. Proctor topped the Pirates with eight receptions for 61 yards. Devin VanDyke had nine tackles to lead the Pirates on defense.

Score by Quarters	1	2	3	4	Score
William & Mary	7	0	14	3	- 24
Hampton	7	0	0	7	- 14

Scoring Summary:

1st
12:21 HAM - CARTER, Eric 1 yd run (PREVOST, Anthony kick), 4-10 2:00, WM 0 - HAM 7
09:45 WM - DeVonte Dedmon 18 yd pass from Steve Cluley (Nick Dorka kick), 7-73 2:24, WM 7 - HAM 7
3rd
07:50 WM - Jack Armstrong 20 yd pass from Steve Cluley (Nick Dorka kick), 13-83 4:34, WM 14 - HAM 7
05:34 WM - A. Funderburke 40 yd run (Nick Dorka kick), 2-50 0:48, WM 21 - HAM 7
4th
13:03 WM - Nick Dorka 25 yd field goal, 9-73 2:59, WM 24 - HAM 7
03:12 HAM - PROCTOR, Rashawn 7 yd pass from WILLIAMSON, Jaylian (PREVOST, Anthony kick), 11-80 3:38, WM 24 - HAM 14

FIRST DOWNS	WM	HAM
RUSHES-YARDS (NET)	19	20
PASSING YDS (NET)	27-152	28-150
PASSES ATT-COMP-INT	302	184
	34-20-0	40-22-2



TOTAL OFFENSE PLAYS-YARDS	61-454	68-334
Fumble Returns-Yards	0-0	0-0
Punt Returns-Yards	1-1	1-21
Kickoff Returns-Yards	1-26	2-39
Interception Returns-Yards	2-82	0-0
Punts (Number-Avg)	3-26.3	6-41.8
Fumbles-Lost	1-1	0-0
Penalties-Yards	5-39	8-53
Possession Time	26:04	33:56
Third-Down Conversions	8 of 15	4 of 13
Fourth-Down Conversions	0 of 1	2 of 2
Red-Zone Scores-Chances	3-4	2-4
Sacks By: Number-Yards	2-10	0-0

RUSHING: William & Mary-A. Funderburke 5-69; K. Anderson 10-35; Jonathan Dunn 6-33; DeVonte Dedmon 1-6; Brehon Britt 1-5; Steve Cluley 4-4.
Hampton-JOHNSON,Yahkee 12-115; CARTER,Eric 11-46; MIXSON,Twarn 1-1; LEE,Quinton 1-0; WILLIAMSON,Jaylian 3-minus 12.

PASSING: William & Mary-Steve Cluley 20-34-0-302.
Hampton-WILLIAMSON,Jaylian 22-39-2-184; MIXSON,Twarn 0-1-0-0.

RECEIVING: William & Mary-DeVonte Dedmon 8-176; Jack Armstrong 4-59; Andrew Caskin 3-34; Daniel Kuzjak 3-22; Jonathan Dunn 1-7; K. Anderson 1-4.
Hampton-PROCTOR,Rashawn 8-61; MIXSON,Twarn 3-24; JOHNSON,Yahkee 3-11; WOLFOLK,Wesley 2-42;
ALONZO,Shakim 2-28; BELL,Ronald 2-17; HARVELL,Drakar 1-2; CARTER,Eric 1-minus 1.

INTERCEPTIONS: William & Mary-Corey Parker 1-44; Isaiah Laster 1-38.
Hampton-None.

FUMBLES: William & Mary-A. Funderburke 1-1.
Hampton-None.

Game #3 – Hampton 34, Howard 7 September 17, 2016 – Washington, D.C. RFK Stadium (13,068)

WASHINGTON, D.C. – Hampton University exploded for a 24-point third quarter on Saturday to pull away and defeat Howard University 34-7 in the Nation's Football Classic at RFK Stadium.

This is the second straight year that Hampton defeated Howard in the Nation's Football Classic as both teams were opening up their Mid-Eastern Athletic Conference schedules with "The Battle For The Real HU."

Junior Yahkee Johnson was named the Most Valuable Player of the Nation's Football Classic as he accounted for 110 all-purpose yards and a touchdown.

After a scoreless first quarter, the Pirates got on the board with the only touchdown in the second. Howard pinned the Pirates on their own 19 after a punt, but Hampton marched 81 yards in eight plays with Eric Carter finishing it with a one-yard plunge for a 7-0 lead with 7:41 left in the half.

In the third quarter, Hampton put up 24 points to get some breathing room. The Pirates scored on all three possessions with Anthony Prevost starting it on a 31-yard field goal with 10:35 left in the quarter to take a 10-0 lead.

Special teams got on the board for the Pirates. As the Bison were pinned with a fourth down and 27 from their 32, Damon

Woodcock blocked a punt and Bruce Perry returned it 27 yards for a touchdown to take a 17-0 lead at the 8:19 mark of the third.

Hampton turned in a 60-yard scoring drive on its next possession as Brandon Cox finished it with a two-yard run to push the advantage to 24-0 with 1:45 left.

The special teams unit came through again with a big return to set up the final score of the third quarter as Ronald Bell broke off a 41 yard punt return to the Howard 29 with 13 seconds left. That was all Jaylian Williamson needed as he connected with Johnson for a 29-yard scoring strike to end the quarter with Hampton up 31-0.

Hampton scored again on its first possession of the fourth as Dwayne Garrett started it by breaking off a 30-yard run and it ended with Adam Brown nailing a 51-yad field goal; a career long to lead 34-0 with 7:36 left. Howard prevented the shutout with a three-yard touchdown run with 13 seconds left by Anthony Philyaw.

Williamson was 8-of-15 for 198 yards and one touchdown for the Pirates as Rashawn Proctor was the top target with three receptions for 47 yards. Jack Willenbrock caught the long-ball of the game with a 72 yard connection from Williamson. Dwayne Garrett was the leading rusher for Hampton with nine carries for 57 yards, while Johnson had eight for 56.

On defense, Chaka Diarrassouba was the leading tackler with seven including one for a loss of six yards. Devin Vandyke and Kurtis Coleman had five apiece as well.

Score by Quarters	1	2	3	4	Score
Hampton	0	7	24	3	- 34
Howard	0	0	0	7	- 7

Scoring Summary:

2nd
07:41 HAM - CARTER,Eric 1 yd run (PREVOST,Anthony kick), 8-81 4:34, HAM 7 - HOW 0
3rd
10:35 HAM - PREVOST,Anthony 31 yd field goal, 9-34 4:16, HAM 10 - HOW 0
08:19 HAM - PERRY,Bruce 27 yd blocked punt return (PREVOST,Anthony kick), , HAM 17 - HOW 0
01:45 HAM - COX,Brandon 2 yd run (PREVOST,Anthony kick), 10-60 4:32, HAM 24 - HOW 0
00:00 HAM - JOHNSON,Yahkee 29 yd pass from WILLIAMSON,Jaylian (PREVOST,Anthony kick), 1-29 0:13, HAM 31 - HOW 0
4th
07:36 HAM - BROWN,Adam 51 yd field goal, 9-33 5:41, HAM 34 - HOW 0
00:13 HOW - PHILYAW,Anthony 3 yd run (LABOFSKY,Dakota kick), 8-30 3:00, HAM 34 - HOW 7

FIRST DOWNS	HAM 15	HOW 12
RUSHES-YARDS (NET)	41-143	40-153
PASSING YDS (NET)	208	97
Passes Att-Comp-Int	16-9-0	20-8-0
TOTAL OFFENSE PLAYS-YARDS	57-351	60-250
Fumble Returns-Yards	0-0	0-0
Punt Returns-Yards	3-69	0-0
Kickoff Returns-Yards	1-39	6-139
Interception Returns-Yards	0-0	0-0
Punts (Number-Avg)	5-33.6	9-32.2
Fumbles-Lost	2-0	2-0
Penalties-Yards	14-91	11-122

Possession Time	30:35	29:25
Third-Down Conversions	2 of 11	5 of 14
Fourth-Down Conversions	2 of 2	0 of 1
Red-Zone Scores-Chances	3-3	1-2
Sacks By: Number-Yards	2-13	2-23

RUSHING: Hampton-GARRETT,Dwayne 9-57; JOHNSON,Yahkee 8-56; CARTER,Eric 8-36; COX,Brandon 5-9; LEE,Quinton 1-3; ARTIS,Khaleel 3-1; TEAM 1-minus 1; POWELL,Chase 1-minus 7; WILLIAMSON,Jaylian 5-minus 11.
Howard-PHILYAW,Anthony 20-83; JOHNSON,Kalen 10-38; PARKER,William 2-17; COLLINS,Jason 7-16; BRANNON,Ricquaz 1-minus 1.

PASSING: Hampton-WILLIAMSON,Jaylian 8-15-0-198; COX,Brandon 1-1-0-10.
Howard-JOHNSON,Kalen 6-17-0-87; COLLINS,Jason 2-3-0-10.

RECEIVING: Hampton-PROCTOR,Rashawn 3-47; JOHNSON,Yahkee 2-54; MIXSON,Twarn 2-25; WILLENBROCK,Jack 1-72; HARVELL,Drakar 1-10.
Howard-AVERY,Jalen 3-14; LEMONIER,Guy 2-44; MERCER,Robert 2-33; ANTHONY,Kyle 1-6.

INTERCEPTIONS: Hampton-None.
Howard-None.

FUMBLES: Hampton-POWELL,Chase 1-0; WILLIAMSON,Jaylian 1-0.
Howard-JOHNSON,Kalen 2-0.

Game #4 – North Carolina A&T 31, Hampton 9 September 29, 2016 – Greensboro, N.C. Aggie Stadium (14,467)

GREENSBORO, N.C. – The Hampton football team played an ESPNU-televised Mid-Eastern Athletic Conference contest on Thursday night and fell 31-9 to North Carolina A&T.

The Aggies got the only score in the first quarter with an assist from their special teams unit. Jerome Beatty recovered a Twarn Mixson fumbled punt return on the Hampton three-yard line and punched it in on its first play. Lamar Raynard connected with Denzel Keys on a scoring pass to put the hosts up 7-0 with 13:10 left in the opening quarter.

Midway through the second quarter Cody Jones hit a 32-yard field goal for the Aggies to push the advantage to 10-0 with 7:38 left in the half.

Hampton got on the board on its next possession starting on its 12-yardline. Jaylian Williamson connected with Rayshawn Proctor on an 83-yard completion taking the Pirates down to the Aggie two-yard line. The hosts stiffened on defense forcing a 26-yard Adam Brown field goal with 4:43 left in the half as Hampton trailed 10-3.

The second half saw the Aggies standout running back Tarik Cohen score all three of his touchdowns and go for 203 of his game-high 256 yards in the final 30 minutes. He capped a 98-yard scoring drive with a 15-yard run for a 17-3 lead with 4:01 left in the third. In the fourth quarter, Cohen scored on a 30-yard run and then with 2:35 left broke off a 94-yard scoring jaunt to push the Aggies advantage to 31-3.

Hampton closed out the scoring with a five-play, 75-yard drive that took 90 seconds. Williamson threw a 59-yard scoring strike to Shakim Alonzo to get the Pirates on the board. The extra-

left.

For the game, Williamson tied a school record with 32 completions as he was 32-of-54 for a season-high 388 yards with two interceptions. Proctor had career highs in receptions (12) and yards (188) topping his previous highs set against Old Dominion earlier this month.

Hampton outgained North Carolina A&T 464-405 but was hurt by four fumbles, compared to one turnover from the Aggies. Owen Obasuyi lead Hampton on defense with six tackles, while Steven Smith had five tackles, two for a loss, one sack and one forced fumble.

Score by Quarters	1	2	3	4	Score
Hampton	0	3	0	6	- 9
North Carolina A&T	7	3	7	14	- 31

Scoring Summary:

1st
13:10 NCAT - KEYES,Denzel 3 yd pass from RAYNARD,Lamar (JONES,Cody kick), 1-3 0:06, HAM 0 - NCAT 7
2nd
07:38 NCAT - JONES,Cody 32 yd field goal, 9-48 3:43, HAM 0 - NCAT 10
04:43 HAM - BROWN,Adam 26 yd field goal, 6-79 2:55, HAM 3 - NCAT 10
3rd
04:01 NCAT - COHEN,Tarik 15 yd run (JONES,Cody kick), 10-98 5:38, HAM 3 - NCAT 17
4th
13:36 NCAT - COHEN,Tarik 30 yd run (JONES,Cody kick), 1-30 0:11, HAM 3 - NCAT 24
02:35 NCAT - COHEN,Tarik 94 yd run (JONES,Cody kick), 2-97 0:57, HAM 3 - NCAT 31
01:05 HAM - ALONZO,Shakim 59 yd pass from WILLIAMSON,Jaylian (BROWN,Adam kick failed), 5-75 1:30, HAM 9 - NCAT 31

	HAM	NCAT
FIRST DOWNS	22	16
RUSHES-YARDS (NET)	31-76	32-262
PASSING YDS (NET)	388	143
Passes Att-Comp-Int	55-32-2	24-15-0
TOTAL OFFENSE PLAYS-YARDS	86-464	56-405
Fumble Returns-Yards	0-0	0-0
Punt Returns-Yards	1--5	1-1
Kickoff Returns-Yards	5-110	1-33
Interception Returns-Yards	0-0	2-6
Punts (Number-Avg)	2-38.0	5-41.6
Fumbles-Lost	2-2	3-1
Penalties-Yards	10-88	10-82
Possession Time	35:05	24:55
Third-Down Conversions.	7 of 19	4 of 11
Fourth-Down Conversions	3 of 6	0 of 0
Red-Zone Scores-Chances	1-5	3-3
Sacks By: Number-Yards	1-5	1-7

RUSHING: Hampton-WILLIAMSON,Jaylian 9-31; JOHNSON,Yahkee 9-27; GARRETT,Dwayne 6-11; CARTER,Eric 6-4; MIXSON,Twarn 1-3.
North Carolina A&T-COHEN,Tarik 26-256; WILLIAMS,Amos 3-26; TEAM 1-minus 6; RAYNARD, Lamar 2-minus 14.

PASSING: Hampton-WILLIAMSON,Jaylian 32-54-2-388; TEAM 0-1-0-0.
North Carolina A&T-RAYNARD,Lamar 15-24-0-143.

RECEIVING: Hampton-PROCTOR,Rashawn 12-188; ALONZO,Shakim 6-94; MIXSON,Twarn 6-35; HARVELL,Drakar 3-31; JOHNSON,Yahkee 2-3; RICHARD,Kentrell 1-28;

WOLFOLK,Wesley 1-5; GARRETT,Dwayne 1-4.
North Carolina A&T-GARDIN,Khris 4-54; BELL,Elijah 3-50; COHEN,Tarik 3-8; WILSON,Malik 2-20; MCFADDEN,D. 1-6; KEYES,Denzel 1-3; WEAVER,Michael 1-2.

INTERCEPTIONS: Hampton-None.
North Carolina A&T-WILLIS,Marquis 1-6; TAYLOR,Jeremy 1-0.

FUMBLES: Hampton-MIXSON,Twarn 1-1; GARRETT,Dwayne 1-1.
North Carolina A&T-
TEAM 1-0; COHEN,Tarik 1-0; RAYNARD,Lamar 1-1.

Game #5 - Hampton 27, Delaware State 17

October 8, 2016 - Dover, Del.
Alumni Stadium (1,309)

DOVER, Del. - Behind a balanced offensive attack and a pair of 100-yard rushers the Hampton University football team defeated Delaware State 27-17 in front of 1,309 rain-soaked fans at Alumni Stadium on Saturday.

The teams traded scoring shots on the first three possessions of the game, with two in favor of Hampton. The Pirates took the opening possession 81-yards in eight-plays as Jaylian Williamson connected with Shakim Alonzo for a 28-yard scoring pass. The extra-point attempt was good as Hampton took a 7-0 lead with 10:32 left.

Delaware State responded with a 13-play, 63-yard scoring drive of its own as Mike Waters finished with a two-yard plunge to tie the game 7-all with 6:58 remaining in the opening quarter.

Hampton pushed the advantage to 14-7 on the heels of a Yahkee Johnson 48-yard scamper with 4:57 left in the first. That capped a five-play, 76-yard drive in just less than two minutes.

In the second quarter, the scoring excitement came in the last 20 seconds. Delaware State finished off a 99-yard, 12-play drive as Daniel Epperson found Fatu Sua-Godinet with a 23-yard scoring pass with 19 seconds left to tie the game at 14-all.

Hampton caught a break as the ensuing kickoff went out-of-bounds so the Pirates got the ball on their 35. A 24-yard Johnson run and a 23-yard Williamson connection with Ronald Bell got the Pirates to the Delaware State 18 with five seconds left. Following three straight DSU timeouts, Anthony Prevost closed the half with a 35-yard field goal to put Hampton up 17-14.

The Pirates got the scoring going again on their first possession of the second half as Brandon Cox capped a five-play, 58-yard drive with a three-yard run to push Hampton's lead to 24-14.

Field goals were the final scores for each team as Prevost hit a 32-yarder with 5:34 left in the third to give Hampton a 27-14 lead. Wisdom Nzidee finished the scoring with a 29-yarder with 10:22 left in the game for the eventual 27-17 final.

Hampton ran for a season-high 285 yards on the game with Eric Carter leading the way with 13 carries for 125 yards, while Johnson had 15 carries for 121 yards and a touchdown. Williamson was a blistering 17-of-22 through the air for 252 yards and one touchdown as the Pirates threw for 266 yards on the day. Rashawn Proctor caught seven passes for 102 yards and Johnson added four receptions for 47 to lead the receiving corps. Hampton had a season-high 551 yards of total offense on the day.

On defense, the Pirates held Delaware State to 298 yards. Owen Obasuyi had eight tackles, a sack and 2.5 tackles for loss to lead the attack. Desmond Sturdivant and Devan Johnson added six

stops apiece. Hampton returns to the friendly confines of Armstrong Stadium on October 15 to celebrate Homecoming as they host the Bears of Morgan State for a 2 pm kick.

Score by Quarters	1	2	3	4	Score
Hampton	14	3	10	0	- 27
Delaware State	7	7	0	3	- 17

Scoring Summary:

1st
10:32 HAM - ALONZO,Shakim 21 yd pass from WILLIAMSON,Jaylian (PREVOST,Anthony kick), 8-81 4:28, HAM 7 - DSU 0
06:58 DSU - WATERS,Mike 2 yd run (NZIDEE,Wisdom kick), 13-63 3:30, HAM 7 - DSU 7
04:57 HAM - JOHNSON,Yahkee 48 yd run (PREVOST,Anthony kick), 5-76 1:54, HAM 14 - DSU 7
2nd
00:19 DSU - SUA-GODINET,Fatu 23 yd pass from EPPERSON,Daniel (NZIDEE,Wisdom kick), 11-99 6:34, HAM 14 - DSU 14
00:00 HAM - PREVOST,Anthony 35 yd field goal, 3-47 0:19, HAM 17 - DSU 14
3rd
11:41 HAM - COX,Brandon 3 yd run (PREVOST,Anthony kick), 4-58 2:02, HAM 24 - DSU 14
05:34 HAM - PREVOST,Anthony 32 yd field goal, 8-66 4:00, HAM 27 - DSU 14
4th
10:22 DSU - NZIDEE,Wisdom 29 yd field goal, 7-56 2:16, HAM 27 - DSU 17

	HAM	DSU
FIRST DOWNS	23	14
RUSHES-YARDS (NET)	42-285	32-53
PASSING YDS (NET)	266	245
Passes Att-Comp-Int	23-18-0	30-18-0
TOTAL OFFENSE PLAYS-YARDS	65-551	62-298
Fumble Returns-Yards	0-0	0-0
Punt Returns-Yards	2-7	0-0
Kickoff Returns-Yards	3-47	3-48
Interception Returns-Yards	0-0	0-0
Punts (Number-Avg)	4-43.5	8-43.6
Fumbles-Lost	2-1	1-0
Penalties-Yards	9-60	7-48
Possession Time	32:23	27:37
Third-Down Conversions.	5 of 12	7 of 17
Fourth-Down Conversions	0 of 0	1 of 1
Red-Zone Scores-Chances	3-4	3-3
Sacks By: Number-Yards	3-10	0-0

RUSHING: Hampton-CARTER,Eric 13-125; JOHNSON,Yahkee 15-121; WILLIAMSON,Jaylian 5-26; COX,Brandon 5-11; GARRETT,Dwayne 3-5; TEAM 1-minus 3.
Delaware State-WATERS,Mike 14-27; ALLEYNE,Brycen 11-16; ROMO MARTINEZ,Fidel
1-14; EPPERSON,Daniel 5-2; LAIN,Kobie 1-minus 6.

PASSING: Hampton-WILLIAMSON,Jaylian 17-22-0-252; COX,Brandon 1-1-0-14.
Delaware State-EPPERSON,Daniel 18-30-0-245; LAIN,Kobie 0-0-0-0.

RECEIVING: Hampton-PROCTOR,Rashawn 7-102; JOHNSON,Yahkee 4-47; ALONZO,Shakim 3-57; BELL,Ronald 2-26; WILLENBROCK,Jack 1-29; MIXSON,Twarn 1-5. Delaware State-RUTHERFORD,Mason 5-89; SUA-GODINET,Fatu 5-84; SCOTT,Aris 3-45; ALLEYNE,Brycen 3-minus 5; WILLIAMS,Isaiah 1-32; SELBY,Keyjuan 1-0.

INTERCEPTIONS: Hampton-None. Delaware State-None.

FUMBLES: Hampton-WILLIAMSON,Jaylian 1-1; COX,Brandon 1-0. Delaware State-SUA-GODINET,Fatu 1-0.



Game #6 – Hampton 21, Morgan State 12 October 15, 2016 – Hampton, Va. Armstrong Stadium (12,122)

HAMPTON, Va. – An 11-yard touchdown pass from Jaylian Williamson to Jack Willenbrock with 9:49 left provided the final margin for Hampton on Homecoming as they defeated Morgan State 21-12 in front of 12,122 at Armstrong Stadium.

"It always makes Homecoming extra special to get a win," said Hampton Head Coach Connell Maynor. "The fans are happy, the alumni are happy and it makes everything extra special."

Hampton's defense set up the first touchdown of the day on a Morgan State fourth and six from their 31 the Bears fumbled the punt to set Hampton up on the Bears 15. The next play saw some trickery by the Pirates as Williamson handed off to Twarn Mixson who found Williamson on a 15-yard scoring pass to lead 7-0 with 7:40 left in the first.

Morgan State's Defense returned the favor later in the quarter to set up the first touchdown by the Bears. Carl Gaines picked off a Williamson pass and returned it 44 yards to the Hampton 41. Chris Andrews finished off a three-play, 41-yard drive with a 19-yard connection to Ladarious Spearman. The extra-point attempt missed as Hampton held a 7-6 lead with 4:14 remaining in the opening quarter.

The Pirates secondary helped set up the next scoring drive as Brendan Cole picked off a pass by Andrews at the Morgan 40. Three Williamson passes later the Pirates scored as he connected with Rashawn Proctor on a 37-yard scoring pass for a 14-6 Hampton lead with 8:38 left in the half.

The Bears had an answer on the ensuing drive as they marched 67 yards in six-plays with Andrews connecting with Grayling Harrison for a 10-yard scoring strike to finish an eight-play, 67-yard drive. The two-point run failed as Hampton held a 14-12 lead with 5:41 remaining in the second quarter.

In the third quarter, the Bears had two drives that took nearly six minutes apiece, but Hampton's defense stood strong when needed forcing punts on both drives.

Hampton's special teams gave the Pirates a good starting spot on the eventual game-clinching drive as Robert Scott deflected a punt which gave the Pirates possession at their 37. Four Yahkee Johnson runs and a Williamson connection to Mixson put the Pirates at the Morgan 11. On second down, Williamson hit Willenbrock on a screen pass for the final touchdown.

Johnson was the leading rusher for Hampton with 14 carries for 64 yards. Williamson connected on 15-of-25 for 143 yards with two touchdowns to lead the passing attack. Proctor was the leading receiver with six catches for 93 yards and a touchdown.

Defensively, Devin Vandyke and Steven Smith were tops with 11 tackles apiece. Vandyke had one tackle for a loss, while Smith had 1.5 sacks and 2.5 tackles for a loss to go with a quarterback hurry.

Score by Quarters	1	2	3	4	Score
Morgan State	6	6	0	0	- 12
Hampton	7	7	0	7	- 21

Scoring Summary:

1st
07:40 HAM - WILLIAMSON, Jaylian 15 yd pass from MIXSON, Twarn (PREVOST, Anthony kick), 1-15 0:10, MSU 0 - HAM 7
04:14 MSU - SPEARMAN, Ladarious 19 yd pass from

ANDREWS, Chris (RAYA, Alex kick failed), 3-41 0:59, MSU 6 - HAM 7
2nd
08:38 HAM - PROCTOR, Rashawn 37 yd pass from WILLIAMSON, Jaylian (PREVOST, Anthony kick), 3-40 1:17, MSU 6 - HAM 14
05:41 MSU - HARRISON, Grayling 10 yd pass from ANDREWS, Chris (RAYA, Alex rush failed), 8-67 2:51, MSU 12 - HAM 14
4th
09:49 HAM - WILLENBROCK, Jack 11 yd pass from WILLIAMSON, Jaylian (PREVOST, Anthony kick), 5-63 2:46, MSU 12 - HAM 21

	MSU	HAM
FIRST DOWNS	18	17
RUSHES-YARDS (NET)	45-88	27-73
PASSING YDS (NET)	202	180
Passes Att-Comp-Int	27-16-2	31-18-2
TOTAL OFFENSE PLAYS-YARDS	72-290	58-253
Fumble Returns-Yards	0-0	0-0
Punt Returns-Yards	2-80	1-6
Kickoff Returns-Yards	3-64	2-52
Interception Returns-Yards	2-48	2-46
Punts (Number-Avg)	5-32.8	7-44.4
Fumbles-Lost	3-1	0-0
Penalties-Yards	8-76	7-70
Possession Time	32:14	27:46
Third-Down Conversions	8 of 17	4 of 12
Fourth-Down Conversions	1 of 3	0 of 0
Red-Zone Scores-Chances	2-4	2-3
Sacks By: Number-Yards	1-7	3-15

RUSHING: Morgan State-HARRELL, Eric 16-52; JOHNSON, Orlando 8-31; BROWN III, Lamont 10-28; HARRIS, DeAndre 2-8; FISK, Ricky 1-8; MARTIN, Thomas 1-minus 2; ANDREWS, Chris 5-minus 9; TEAM 2-minus 28. Hampton- JOHNSON, Yahkee 14-64; CARTER, Eric 10-23; TEAM 1-minus 2; BELL, Ronald 1-minus 5; WILLIAMSON, Jaylian 1-minus 7.

PASSING: Morgan State-ANDREWS, Chris 14-22-1-172; HARRIS, DeAndre 2-5-1-30.
Hampton-WILLIAMSON, Jaylian 15-25-2-143; MARSH, Keon 2-5-0-22; MIXSON, Twarn 1-1-0-15.

RECEIVING: Morgan State-HARRISON, Grayling 4-61; SPEARMAN, Ladarious 3-51; HARRELL, Eric 2-26; BROWN III, Lamont 2-19; MARTIN, Thomas 2-17; GILLUS III, Willie 1-13; POTEAT, Amonta 1-8; FISK, Ricky 1-7. Hampton-PROCTOR, Rashawn 6-93; MIXSON, Twarn 4-35; WILLENBROCK, Jack 3-33; WILLIAMSON, Jaylian 1-15; ALONZO, Shakim 1-8; SHORTER, Leon 1-4; CARTER, Eric 1-0; JOHNSON, Yahkee 1-minus 8.

INTERCEPTIONS: Morgan State- GARNES, Carl 1-44; WHITAKER, Damare 1-4.
Hampton-SCOTT, Robert 1-46; COLE, Brendan 1-0.

FUMBLES: Morgan State-TEAM 1-0; HARRELL, Eric 1-0; BROWN III, Lamont 1-1.
Hampton-None.

Game #7 – Florida A&M 31, Hampton 14 October 22, 2016 – Tallahassee, Fla. Bragg Stadium (26,044)

TALLAHASSEE, Fla. – Florida A&M University rode their Homecoming crowd to a second half rally and defeated Hampton University 31-14 in a Mid-Eastern Athletic Conference matchup on Saturday afternoon in front of 26,044 at Bragg Stadium.

The Rattlers scored on their first possession of the game marching 80 yards in eight plays as Ryan Stanley connected with Louben Polnice for a 19 yard scoring pass to lead 7-0 with 11:53 left in the quarter.

Hampton kept the Rattlers in check for the first half and tied the game late in the second quarter going 80 yards in 14 plays with Yahkee Johnson finishing it with a 16-yard scoring run. Adam Brown's extra-point attempt tied the game at seven with 4:59 left in the first half.

In the third quarter, the Rattlers scored 10 points in the span of 2:35 to break the game open. The Rattlers marched 80 yards in 10 plays as Stanley threw his second touchdown pass of the day as he hit Brandon Norwood with a 15-yard strike to lead 14-7 with 8:45 left.

On the ensuing kickoff, the Rattlers recovered a lateral on the Hampton 21. The defense held strong and forced a 26-yard field goal from Colby Blanton with 6:10 left to give the hosts a 17-7 advantage.

The Rattlers return unit set up the next score after a 35-yard punt return gave them possession on the Hampton 43. A 13-play drive followed with Hans Supre finishing it off with a two-yard plunge as the Rattlers pushed the advantage to 24-7 with 13:04 left in the game.

Hampton responded with a lengthy drive of its own going 75 yards in 12 plays as wide receiver Shakim Alonzo found Kentrell Richard with a six-yard scoring pass to get the Pirates within 24-14 at the 9:21 mark of the fourth quarter.

The Rattlers closed the scoring with a two-yard Tevin Spells run with 1:18 left as their defense set the drive up picking off a Jaylian Williamson pass.

Johnson was the leading rusher in the game carrying the ball 14 times for 97 yards and a touchdown, while Eric Carter had 11 carries for 68 yards for Hampton. Williamson was 16-of-35 for 135 yards and one interception. Rashawn Proctor and Twarn Mixson had four receptions each to lead Hampton. On defense, Devin Vandyke had six solo tackles and one pass breakup to lead the Pirates.

Score by Quarters	1	2	3	4	Score
Hampton	0	7	0	7	- 14
Florida A&M	7	0	10	14	- 31

Scoring Summary:

1st
11:53 FAMU - POLINICE, Louben 19 yd pass from STANLEY, Ryan (BLANTON, Colby kick), 8-80 3:07, HAM 0 - FAMU 7
2nd
04:59 HAM - JOHNSON, Yahkee 16 yd run (BROWN, Adam kick), 14-80 8:18, HAM 7 - FAMU 7
3rd
08:45 FAMU - NORWOOD, Brandon 15 yd pass from STANLEY, Ryan (BLANTON, Colby kick), 10-80 4:55, HAM 7 - FAMU 14
06:10 FAMU - BLANTON, Colby 26 yd field goal, 6-12 2:16, HAM 7 - FAMU 17
4th
13:04 FAMU - SUPRE, Hans 2 yd run (BLANTON, Colby kick), 13-43 5:11, HAM 7 - FAMU 24
09:21 HAM - RICHARD, Kentrell 6 yd pass from ALONZO, Shakim (BROWN, Adam kick), 12-75 3:43, HAM 14 - FAMU 24
01:18 FAMU - SPELLS, Tevin 2 yd run (BLANTON, Colby kick), 2-26 1:31, HAM 14 - FAMU 31

FIRST DOWNS	HAM	FAMU
RUSHES-YARDS (NET)	19	23
PASSING YDS (NET)	30-183	38-129
Passes Att-Comp-Int	141	212
TOTAL OFFENSE PLAYS-YARDS	37-17-2	31-18-0
Fumble Returns-Yards	67-324	69-341
Punt Returns-Yards	0-0	0-0
Kickoff Returns-Yards	2-0	3-54
Interception Returns-Yards	5-71	3-43
Punts (Number-Avg)	0-0	2-47
Fumbles-Lost	5-43.8	5-37.2
Penalties-Yards	2-1	0-0
Possession Time	8-87	10-104
Third-Down Conversions	29:06	30:54
Fourth-Down Conversions	10 of 18	3 of 11
Red-Zone Scores-Chances	1 of 1	3 of 3
Sacks By: Number-Yards	2-2	5-5
	1-6	2-10

RUSHING: Hampton-JOHNSON, Yahkee 14-97; CARTER, Eric 11-68; WILLIAMSON, Jaylian 5-18.
Florida A&M-BOWERS, Devin 18-65; SUPRE, Hans 10-44; STANLEY, Ryan 8-20; SPELLS, Tevin 1-2; TEAM 1-minus 2.

PASSING: Hampton-WILLIAMSON, Jaylian 16-35-1-135; MIXSON, Twann 0-1-1-0; ALONZO, Shakim 1-1-0-6.
Florida A&M-STANLEY, Ryan 18-31-0-212.

RECEIVING: Hampton-PROCTOR, Rashawn 4-41; MIXSON, Twann 4-27; ALONZO, Shakim 3-54; JOHNSON, Yahkee 3-10; BELL, Ronald 1-9; RICHARD, Kentrell 1-6; HARVELL, Drakar 1-minus 6. Florida A&M-SMITH, Kareem 6-86; WILLIAMS, Montav 5-44; NORWOOD, Brandon 3-42; MURPHY, Chaviss 2-10; POLINICE, Louben 1-19; BRYANT, Jacques 1-11.

INTERCEPTIONS: Hampton-None.
Florida A&M-BRYANT, Jacques 1-25; BROWN, Braxton 1-22.

FUMBLES: Hampton-JOHNSON, Yahkee 1-0. Florida A&M-None.

Game #8 – Hampton 28, South Carolina State 26 October 29, 2016 – Hampton, Va. Armstrong Stadium (2,152)

HAMPTON, Va. – A 57-yard touchdown pass from Jaylian Williamson to Twann Mixson with seven minutes left and a two-point conversion stop by the defense late in the quarter helped give the Hampton Pirates a 28-26 victory over South Carolina State in a Mid-Eastern Athletic Conference (MEAC) matchup at Armstrong Stadium on Saturday.

The win by Hampton (4-4, 4-2) snapped an eight-game losing streak to the Bulldogs as the Pirates had not defeated South Carolina State (3-4, 3-1) since a 14-10 win at Armstrong Stadium in 2005.

"I am very proud of these guys today," said Hampton head coach Connell Maynor. "They could've easily quit but the defense got some big stops in the second half and helped us get a big MEAC win."

The Pirates scored on their first possession going 68 yards in five plays as Eric Carter scored on a five-yard run. The tandem of Williamson and Mixson started connecting on the drive as they combined for a 27-yard completion followed by a 36 yarder.

South Carolina State took advantage of a bad punt to tie the game on a 41-yard, nine play drive as Bishop Ford pushed his way in on a one-yard run. The extra-point tied the game at 7-all with 4:09 left in the first.

Hampton responded to close the first quarter on an 81-yard drive as Williamson found Jack Willenbrock in the corner of the end zone on a 12-yard scoring pass. This drive saw Williamson connect with Rashawn Proctor on passes of 45 and 11 yards to start the scoring march. Anthony Provost converted the extra-point to put Hampton up 14-7 with 50 seconds left in the first.

The Bulldogs bit Hampton early and late in the second quarter as Caleb York found Kanome McIntosh on a 23-yard scoring pass at the 13:44 mark to tie the game at 14-all. With three seconds left in the half, York threw a floater into the end zone and found the hands of Ford to lead 20-14 after a missed extra point.

On the first drive of the second half, Hampton's defense stiffened and held the Bulldogs to a 26-yard field goal attempt that was wide left with 9:48 left in the third. The Pirates marched 80 yards on their ensuing drive with Williamson finding Proctor for a four-yard touchdown and a 21-20 lead with 4:46 left.

In the fourth quarter, Hampton's defense gave the Pirates a boost. On the first possession by the Bulldogs, they forced a turnover on downs and on the second drive Brendan Cole recovered a fumble on the Hampton 38.

The Pirates scored quickly on a three-play 65-yard drive in 96 seconds. Williamson found Mixson across the middle on a third down and after breaking a couple tackles he outraced the secondary for a 57-yard scoring pass to give Hampton a 28-20 lead with 7:04 left.

South Carolina State took advantage of a muffed Hampton punt return and took possession at the Pirate 18 with three minutes 36 seconds left. Ford covered the first 17 yards then Dondre Brown finished it with a one-yard run. A two-point run by Kollick was stopped to keep the Pirates up 28-26.

Hampton managed two first downs on the final drive with Yahkee Johnson's 13-yard run locking up the first win by Hampton over SCSU since 2005.

Carter was the leading rusher for Hampton with 54 yards. Williamson was 16-of-27 for 271 yards and a season-best three touchdowns. For the first time this year, Hampton had a pair of 100-yard receivers as Proctor caught seven for 124 yards, while Mixson had six for 130 as each scored a touchdown. Cole had a season-high 11 tackles with a fumble recovery, while Robert Scott and Jayso'n Davidson had eight tackles each.

Score by Quarters	1	2	3	4	Score
South Carolina State	7	13	0	6	- 26
Hampton.....	14	0	7	7	- 28

Scoring Summary:

1st
12:45 HAM - CARTER, Eric 5 yd run (PREVOST, Anthony kick), 5-68 2:15, SCSU 0 - HAM 7
04:09 SCSU - FORD, Bishop 1 yd run (SCANDRETT, Tyler kick), 9-41 4:03, SCSU 7 - HAM 7
00:50 HAM - WILLENBROCK, Jack 12 yd pass from WILLIAMSON, Jaylian (PREVOST, Anthony kick), 6-81 3:11, SCSU 7 - HAM 14
2nd
13:44 SCSU - MCINTOSH, Kanome 23 yd pass from YORK, Caleb (SCANDRETT, Tyler kick), 5-60 1:57, SCSU 14 - HAM 14
00:03 SCSU - FORD, Bishop 13 yd pass from YORK, Caleb (SCANDRETT, Tyler kick failed), 4-54 0:32, SCSU 20 - HAM 14
3rd
04:46 HAM - PROCTOR, Rashawn 4 yd pass from WILLIAMSON, Jaylian (BROWN, Adam kick), 10-80 5:02, SCSU 20 - HAM 21
4th

07:04 HAM - MIXSON, Twann 57 yd pass from WILLIAMSON, Jaylian (BROWN, Adam kick), 3-65 1:36, SCSU 20 - HAM 28
02:30 SCSU - BROWN, Dondre 1 yd run (KOLLICK, Jr., Adrian rush failed), 3-18 1:06, SCSU 26 - HAM 28

FIRST DOWNS	SCSU	HAM
RUSHES-YARDS (NET)	19	18
PASSING YDS (NET)	34-148	32-68
Passes Att-Comp-Int	216	271
TOTAL OFFENSE PLAYS-YARDS	30-17-1	27-16-1
Fumble Returns-Yards	64-364	59-339
Punt Returns-Yards	0-0	0-0
Kickoff Returns-Yards	3-7	1--2
Interception Returns-Yards	3-86	3-56
Punts (Number-Avg)	1-25	1-0
Fumbles-Lost	5-37.6	5-36.6
Penalties-Yards	1-1	1-1
Possession Time	11-99	5-55
Third-Down Conversions	29:16	30:44
Fourth-Down Conversions	6 of 13	6 of 13
Red-Zone Scores-Chances	0 of 1	0 of 1
Sacks By: Number-Yards	3-4	3-3
	4-27	1-5

RUSHING: South Carolina State-KOLLICK, Jr., Adrian 15-56; FORD, Bishop 12-52; MORRIS, Labron 3-29; BROWN, Dondre 3-9; YORK, Caleb 1-2.
Hampton-CARTER, Eric 10-54; BELL, Ronald 1-19; JOHNSON, Yahkee 11-12; GARRETT, Dwayne 3-4; FABER-KINNEY, Christi 1-0; TEAM 1-minus 1; WILLIAMSON, Jaylian 5-minus 20.

PASSING: South Carolina State-KOLLICK, Jr., Adrian 11-18-0-110; YORK, Caleb 6-11-1-106; TEAM 0-1-0-0.
Hampton-WILLIAMSON, Jaylian 16-27-1-271.

RECEIVING: South Carolina State-BURROUGHS, De'Montrez 7-133; MCINTOSH, Kanome 4-39; CALDWELL, Quan 3-21; FRAZIER, Deangelo 2-10; FORD, Bishop 1-13.
Hampton-PROCTOR, Rashawn 7-124; MIXSON, Twann 6-130; WILLENBROCK, Jack 2-12; JOHNSON, Yahkee 1-5.

INTERCEPTIONS: South Carolina State-SMITH, Tyler 1-25.
Hampton-SCOTT, Robert 1-0.

FUMBLES: South Carolina State-KOLLICK, Jr., Adrian 1-1.
Hampton-BELL, Ronald 1-1.

Game #9 – Hampton 28, Savannah State 24 November 12, 2016 – Hampton, Va. Armstrong Stadium (4,123)

HAMPTON, Va. – A late touchdown run from Yahkee Johnson prevented Savannah State from picking up its first-ever win over the Hampton University football program on Saturday, as the Pirates won 28-24 at Armstrong Stadium.

The Pirates (5-4, 5-2 MEAC) are 7-0 all-time against the Tigers.

Savannah State led 24-21 early in the fourth quarter after Marcus Lee Jr. recovered a fumble in the endzone following a sack. But the Pirates answered on the ensuing drive, going 79 yards in eight plays before Johnson went 35 yards for his fourth touchdown of the season.

Savannah State (3-5, 3-3 MEAC) went just eight yards total in its last three drives.

Johnson, with 112 yards on the ground, racked up his third 100-yard rushing game of the season. Quarterback Jaylian Williamson threw a touchdown pass, going 19-for-28 through the air for



149 yards.

The Pirates had 254 yards of total offense, while holding the Tigers to 229 total yards.

Hampton kicked off the scoring late in the first quarter, when Eric Carter Jr. found the endzone from two yards out, giving the Pirates a 7-0 lead at the 3:45 mark. That came from a short field after Brendan Cole recovered a fumble after a Hampton punt.

The Pirates then took advantage of good field position in the early stages of the second quarter, going 47 yards in six plays to take a 14-0 lead after Williamson connected with Twarn Mixson on a 24-yard touchdown pass.

The Tigers got on the board with 4:38 left in the half following a John Barron 28-yard field goal.

But Chase Powell took the ensuing kickoff 95 yards to give the Pirates a 21-3 lead. It was Hampton's first kickoff return for a touchdown since...

Savannah State found the endzone in the final minute of the half, capping off a 7-play, 63-yard drive with a 4-yard touchdown run from T.J. Bell.

Hampton went into the half with a 21-10 lead.

A 1-yard touchdown run from Nicholas Bently with 9:09 left in the third quarter helped Savannah State cut Hampton's lead to 21-17. The Tigers scored on the opening possession of the quarter, taking 5:51 to go 65 yards on 12 plays.

Both teams had trouble scoring after that, until the fumble recovery that gave the Tigers their only lead.

Devan Johnson led the Pirates defense with 13 total tackles – including nine solo efforts. He had a team-high 5.5 tackles for loss (totaling 34 yards) and two sacks (for 24 yards), three quarterback hurries, and a forced fumble.

Score by Quarters	1	2	3	4	Score
Savannah State	0	10	7	7	- 24
Hampton	7	14	0	7	- 28

Scoring Summary:

1st
03:45 HAM - CARTER, Eric 2 yd run (PREVOST, Anthony kick), 3-7 1:40, SSU 0 - HAM 7
2nd
09:04 HAM - MIXSON, Twarn 24 yd pass from WILLIAMSON, Jaylian (PREVOST, Anthony kick), 5-47 1:53, SSU 0 - HAM 14
04:52 SSU - BARRON, John 28 yd field goal, 7-20 3:03, SSU 3 - HAM 14
04:38 HAM - POWELL, Chase 95 yd kickoff return (PREVOST, Anthony kick), , SSU 3 - HAM 21
00:53 SSU - BELL, TJ 4 yd run (BARRON, John kick), 7-63 3:40, SSU 10 - HAM 21
3rd
09:09 SSU - BENTLY, Nicholas 1 yd run (BARRON, John kick), 11-65 5:51, SSU 17 - HAM 21
4th
13:34 SSU - LEE, Marcus Jr. 0 yd fumble recovery (BARRON, John kick), , SSU 24 - HAM 21
10:18 HAM - JOHNSON, Yahkee 35 yd run (PREVOST, Anthony kick), 7-71 3:08, SSU 24 - HAM 28

	SSU	HAM
FIRST DOWNS	14	13
RUSHES-YARDS (NET)	41-79	28-105
PASSING YDS (NET)	50	149
Passes Att-Comp-Int	28-12-0	30-19-1
TOTAL OFFENSE PLAYS-YARDS	69-229	58-254
Fumble Returns-Yards	0-0	0-0
Punt Returns-Yards	1-7	2-8
Kickoff Returns-Yards	3-25	5-131
Interception Returns-Yards	1-3	0-0
Punts (Number-Avg)	8-41.5	6-43.5
Fumbles-Lost	2-1	3-2
Penalties-Yards	6-32	8-49
Possession Time	32:01	27:59
Third-Down Conversions	6 of 18	4 of 13
Fourth-Down Conversions	2 of 3	0 of 0
Red-Zone Scores-Chances	3-3	1-1
Sacks By: Number-Yards	4-14	3-31

RUSHING: Savannah State-SPAULDING, Arshon Jr. 22-79; BENTLY, Nicholas 1-1; FRAZIER, Cantrell 1-1; BELL, TJ 17-minus 2.
Hampton-JOHNSON, Yahkee 16-112; CARTER, Eric 5-6; TEAM 2-minus 4; WILLIAMSON, Jaylian 5-minus 9.

PASSING: Savannah State-BELL, TJ 12-28-0-150.
Hampton-WILLIAMSON, Jaylian 19-28-1-149; MIXSON, Twarn 0-1-0-0; TEAM 0-1-0-0.

RECEIVING: Savannah State-SMITH, Tino II 4-68; FRAZIER, Cantrell 4-19; KIRKLAND, Derek 2-39; BAKER, Paris 1-14; HARRIS, Jeremiah Jr. 1-10.
Hampton-MIXSON, Twarn 5-66; PROCTOR, Rashawn 4-16; WILLENBROCK, Jack 3-8; JOHNSON, Yahkee 2-25; WOLFOLK, Wesley 2-14; BELL, Ronald 1-13; ALONZO, Shakim 1-9; CARTER, Eric 1-minus 2.

INTERCEPTIONS: Savannah State-BANKS, Stefan 1-3.
Hampton-None.

FUMBLES: Savannah State-FRAZIER, Cantrell 1-1; BELL, TJ 1-0.
Hampton-WILLIAMSON, Jaylian 1-1; JOHNSON, Yahkee 1-0; SCOTT, Robert 1-1.

Game #10 – Norfolk State 17, Hampton 10

November 19, 2016 – Hampton, Va.
Armstrong Stadium (9,876)

HAMPTON, Va. – The Hampton University football team wrapped up its 2016 home slate on Saturday afternoon at Armstrong Stadium with a 17-10 loss to rival Norfolk State in the annual Battle of the Bay.

The Pirates fell to 5-5 overall and 5-3 in conference play this season.

Eric Carter and Yahkee Johnson each had strong days on the ground for the Pirates; Carter had 86 yards on 13 carries with a touchdown, averaging 6.6 yards per carry, while Johnson racked up 82 yards on 17 carries.

Rashawn Proctor caught a team-high five passes for 99 yards.

The first half was more of a defensive struggle than anything, as neither team could find the endzone. Hampton struck first with 8:30 left in the first quarter, when the Pirates capped off a 10-play, 75-yard drive with a 27-yard field goal from Anthony Prevost.

The Spartans (4-7, 3-5 MEAC) answered as the half ended, tying the game at 3-3 on a 33-yard field goal from Cameron Marouf.

The Pirates got the ball to start the second half, but after four plays, the Spartans took a 10-3 lead after T.C. Livingstone picked off Keon Marsh and returned it 40 yards for the touchdown at the 13:01 mark of the third quarter.

But Hampton responded on the ensuing possession, going 72 yards in 14 plays before Carter ran into the endzone from two yards out to tie the game at 10-10 with 5:06 left in the quarter.

The Pirates appeared to take the lead later in the quarter, but a penalty negated another Prevost field goal.

The Spartans took the lead for good midway through the fourth quarter, when Gerard Johnson ran 80 yards for the touchdown to give Norfolk State a 17-10 lead.

Hampton drove into Norfolk State territory in the closing moments of the game, looking for the score that would send the game into overtime, but an interception from Bobby Price clinched the game for the Spartans.

On defense, Devan Johnson led the way with seven tackles, while Steven Smith and Desmond Sturdivant each had half a sack.

DaQuavius Reid had an interception, which he returned for 12 yards.

Score by Quarters	1	2	3	4	Score
Norfolk State	0	3	7	7	- 17
Hampton	3	0	7	0	- 10

Scoring Summary:

1st
08:30 HAM - PREVOST, Anthony 27 yd field goal, 10-75 4:39, NSU 0 - HAM 3
2nd
00:01 NSU - MAROUF, Cameron 33 yd field goal, 11-82 2:28, NSU 3 - HAM 3
3rd
13:01 NSU - LIVINGSTONE, T.C. 40 yd interception return (MAROUF, Cameron kick), , NSU 10 - HAM 3
05:06 HAM - CARTER, Eric 2 yd run (PREVOST, Anthony kick), 13-72 7:48, NSU 10 - HAM 10
4th
08:37 NSU - JOHNSON, Gerard 80 yd run (MAROUF, Cameron kick), 1-80 0:15, NSU 17 - HAM 10

	NSU	HAM
FIRST DOWNS	15	20
RUSHES-YARDS (NET)	31-222	35-161
PASSING YDS (NET)	102	224
Passes Att-Comp-Int	19-8-1	32-19-4
TOTAL OFFENSE PLAYS-YARDS	50-324	67-385
Fumble Returns-Yards	0-0	0-0
Punt Returns-Yards	0-0	1-0
Kickoff Returns-Yards	2-35	4-66
Interception Returns-Yards	4-94	1-12
Punts (Number-Avg)	4-38.8	3-44.3
Fumbles-Lost	1-1	1-0
Penalties-Yards	10-110	14-117
Possession Time	23:03	36:57
Third-Down Conversions	4 of 10	9 of 15
Fourth-Down Conversions	0 of 0	0 of 0
Red-Zone Scores-Chances	1-2	2-3
Sacks By: Number-Yards	2-13	1-1

RUSHING: Norfolk State-JOHNSON, Gerard 7-100; HANKERSON, Greg 11-82; CHUNG, Quintrell 10-28; BISHOP, Larry 1-7; TAYLOR, Marcus 1-7; TEAM 1-minus 2.

Hampton-CARTER, Eric 13-86; JOHNSON, Yahkee 17-82; BELL, Ronald 1-6; MARSH, Keon 1-0; WILLIAMSON, Jaylian 3-minus 13.

PASSING: Norfolk State-HANKERSON, Greg 8-19-1-102. Hampton-WILLIAMSON, Jaylian 15-25-1-189; MARSH, Keon 4-6-2-35; MIXSON, Twarn 0-1-1-0.

RECEIVING: Norfolk State-FEREBEE, Demetreus 2-33; JOHNSON, Gerard 2-32; CHURCH, James 2-10; AWANNA, Chuma 1-21; WAHEE, George 1-6. Hampton-PROCTOR, Rashawn 5-99; MIXSON, Twarn 4-36; WOLFOLK, Wesley 3-32; JOHNSON, Yahkee 2-18; BELL, Ronald 2-5; ALONZO, Shakim 1-19; CARTER, Eric 1-8; GARRETT, Dwayne 1-7.

INTERCEPTIONS: Norfolk State-FREEMAN, Harry 1-54; LIVINGSTON, T.C. 1-40; HAYNESWORTH, Donte' 1-0; PRICE, Bobby 1-0. Hampton-REID, DaQuavius 1-12.

FUMBLES: Norfolk State-JOHNSON, Gerard 1-1. Hampton-JOHNSON, Yahkee 1-0.

Game #11 – Coastal Carolina 26, Hampton 7

Norview 26, 2016 – Conway, S.C.
Brooks Stadium (5,921)

CONWAY, S.C. – The Hampton University football team wrapped up the 2016 season on Saturday afternoon with a 26-7 loss to No. 15 Coastal Carolina at Brooks Stadium.

The Pirates finished the season at 5-6 overall and 5-3 in MEAC play.

Jaylian Williamson wrapped up his Hampton career by completing 17 of 33 passes for 181 yards – and seven of those passes went to Twarn Mixson for 81 yards. Rashawn Proctor also caught five passes for 65 yards.

Christian Faber-Kinney wound up being the Pirates' top rusher, thanks to a 34-yard run after a fake field goal that wound up being Hampton's only touchdown of the game.

The Chanticleers opened the scoring with 7:08 left in the first

quarter, capping off an 8-play, 65-yard drive with a 30-yard touchdown run from De'Angelo Henderson. Ryan Granger then added a 26-yard field goal with 1:17 left in the first quarter to give Coastal a 10-0 lead.

Granger also had two field goals in the second quarter, hitting from 30 and 25 yards respectively to put the Chanticleers up 16-0.

That led held not just at the half, but throughout the third quarter.

The Pirates got on the board early in the fourth quarter, going 93 yards in 10 plays before bringing on the field goal unit. Faber-Kinney, the holder, then ran the ball in himself from 34 yards out with 14:48 left in the game to cut the lead to 16-7.

Coastal answered immediately, as Ky'Jon Tyler ran back the ensuing kickoff 77 yards to put the Chanticleers up 23-7.

Granger added a 20-yard field goal with 2:44 left to make the lead 26-7.

On defense, Owen Obasuyi led the Pirates with 12 tackles, while Steven Smith added 11 tackles – including two and a half tackles for loss. Treshawn Council recorded a sack, and Brendan Cole and DaQuavius Reid each forced a fumble.

Cole also recovered a fumble.

Score by Quarters	1	2	3	4	Score
Hampton	0	0	0	7	- 7
Coastal Carolina	10	6	0	10	- 26

Scoring Summary:

1st
07:08 COASTAL - Henderson, D. 30 yd run (Granger, Ryan kick), 8-65 2:56, HAM 0 - COASTAL 7
01:17 COASTAL - Granger, Ryan 26 yd field goal, 10-22 4:34, HAM 0 - COASTAL 10
2nd
09:15 COASTAL - Granger, Ryan 30 yd field goal, 12-24 5:21, HAM 0 - COASTAL 13
06:10 COASTAL - Granger, Ryan 25 yd field goal, 6-22 2:48, HAM 0 - COASTAL 16
4th
14:48 HAM - FABER-KINNEY, Christi 34 yd run (PREVOST, Anthony kick), 10-93 5:10, HAM 7 - COASTAL 16

14:30 COASTAL - Tyler, Ky'Jon 77 yd kickoff return (Granger, Ryan kick), HAM 7 - COASTAL 23

02:44 COASTAL - Granger, Ryan 20 yd field goal, 11-50 5:55, HAM 7 - COASTAL 26

	HAM	COASTAL
FIRST DOWNS	11	19
RUSHES-YARDS (NET)	21-62	56-252
PASSING YDS (NET)	181	74
Passes Att-Comp-Int	33-17-4	14-7-1
TOTAL OFFENSE PLAYS-YARDS	54-243	70-326
Fumble Returns-Yards	1-2	0-0
Punt Returns-Yards	1-6	1-25
Kickoff Returns-Yards	5-57	2-97
Interception Returns-Yards	1-0	4-33
Punts (Number-Avg)	6-39.3	2-43.0
Fumbles-Lost	0-0	2-2
Penalties-Yards	4-19	1-5
Possession Time	24:49	35:11
Third-Down Conversions	4 of 14	7 of 15
Fourth-Down Conversions	1 of 1	2 of 2
Red-Zone Scores-Chances	0-0	4-4
Sacks By: Number-Yards	1-12	3-13

RUSHING: Hampton-FABER-KINNEY, Christi 1-34; JOHNSON, Yahkee 8-18; CARTER, Eric 6-16; WILLIAMSON, Jaylian 6-minus 6.

Coastal Carolina-Henderson, D. 22-135; Lee, Ryan 11-46; Abercrombie, O. 9-37; Daniels, K. 7-30; Martin, J. 3-13; Jones, Chris 1-minus 3; Chadwick, Tyler 3-minus 6.

PASSING: Hampton-WILLIAMSON, Jaylian 17-33-4-181. Coastal Carolina-Chadwick, Tyler 7-14-1-74.

RECEIVING: Hampton-MIXSON, Twarn 7-81; PROCTOR, Rashawn 5-65; JOHNSON, Yahkee 2-27; ALONZO, Shakim 1-4; HARVELL, Drakar 1-4; WOLFOLK, Wesley 1-0. Coastal Carolina-Henderson, D. 2-40; Brown, Devin 2-17; Mapp, Bruce 1-9; Jones, Chris 1-8; Abercrombie, O. 1-0.

INTERCEPTIONS: Hampton-CARR, Dereon 1-0. Coastal Carolina-Summers, Kamron 2-24; Johnson, Shane 1-9; Chesley, A. 1-0.

FUMBLES: Hampton-None. Coastal Carolina-Henderson, D. 2-2.



2016 FOOTBALL ALL-MEAC TEAM

Offensive Players of the Year: Tarik Cohen, North Carolina A&T State
Defensive Player of the Year: Darius Leonard, South Carolina State
Offensive Lineman of the Year: Brandon Parker, North Carolina A&T State
Rookie of the Year: Elijah Bell, North Carolina A&T
Coach of the Year: Jerry Mack, North Carolina Central

First-Team Offense

Pos.	Name	Cl.	School	Hometown
QB	Malcolm Bell	R-Sr.	North Carolina Central	Richmond, Va.
RB	Tarik Cohen	Sr.	North Carolina A&T State	Bunn, N.C.
RB	Anthony Philyaw	Jr.	Howard	Los Angeles, Calif.
WR	Rashawn Proctor	Sr.	Hampton	Hampton, Va.
WR	LaVontis Smith	Sr.	North Carolina Central	Maben, Miss.
TE	Leroy Hill	R-So.	North Carolina A&T State	Smithfield, N.C.
C	Carl Jones	R-Sr.	North Carolina Central	Nashville, Tenn.
OL	Brandon Parker	R-Jr.	North Carolina A&T State	Kannapolis, N.C.
OL	Wes Cole	Sr.	North Carolina A&T State	Norwood, N.C.
OL	Tarrance Wells	Sr.	North Carolina Central	Oxon Hill, Md.
OL	Toree Boyd	Sr.	Howard	Miami, Fla.

First-Team Defense

Pos.	Name	Cl.	School	Hometown
DL	Marquis Ragland	R-Sr.	North Carolina A&T State	Fayetteville, N.C.
DL	Angelo Keyes	R-Sr.	North Carolina A&T State	Kinston, N.C.
DL	Marquis Smith	Sr.	Savannah State	Prince Georges County, Md.
DL	Frederick Henry-Ajudua	Sr.	North Carolina Central	Durham, N.C.
LB	Darius Leonard	R-Jr.	South Carolina State	Lake View, S.C.
LB	Dayshawn Taylor	R-Jr.	South Carolina State	Lincolnton, Ga.
LB	Jeremy Taylor	Jr.	North Carolina A&T State	Kinston, N.C.
DB	Jacques Bryant	So.	Florida A&M	Tallahassee, Fla.
DB	Diqan Richardson	Jr.	Bethune-Cookman	Alvin, S.C.
DB	Phillip Henry	R-Sr.	South Carolina State	Manning, S.C.
DB	Mike Jones	R-Jr.	North Carolina Central	Baltimore, Md.
P	John Barron	Sr.	Savannah State	Marietta, Ga.
PK	Cameron Marouf	Sr.	Norfolk State	Woodbridge, Va.
RS	Mike Jones	R-Jr.	North Carolina Central	Baltimore, Md.

Second-Team Offense

Pos.	Name	Cl.	School	Hometown
QB	Lamar Raynard	R-So.	North Carolina A&T State	High Point, N.C.
RB	Ramone Simpson	R-So.	North Carolina Central	Wilmington, N.C.
RB	Yahkee Johnson	Jr.	Hampton	Richmond, Va.
WR	Denzel Keyes	Sr.	North Carolina A&T State	Kinston, N.C.
WR	Elijah Bell	Fr.	North Carolina A&T State	Wheeling Park, W.Va.
TE	Jack Willenbrock	Gr.	Hampton	West Chester, Pa.
C	Darriel Mack	R-Jr.	North Carolina A&T State	Cilo, S.C.
OL	Javarius Leamon	R-Sr.	South Carolina State	Woodruff, S.C.
OL	Jamaal Symmonett	R-Sr.	North Carolina Central	Nassau, Bahamas
OL	Johnny Cruz	Sr.	Hampton	Yorktown, Va.
OL	Keonte Cash	Sr.	Florida A&M	Miami, Fla.

Second-Team Defense

Pos.	Name	Cl.	School	Hometown
DL	Antonio Brown	R-Jr.	North Carolina Central	Jacksonville, Fla.
DL	Stefen Banks	So.	Savannah State	Columbus, Ohio
DL	Elijah Price	Jr.	Florida A&M	Jacksonville, Fla.
DL	Jai Franklin	Jr.	Morgan State	Clinton, Md.
LB	Reggie Hunter	R-Jr.	North Carolina Central	Henderson, N.C.
LB	LeGrande Harley	R-Sr.	North Carolina Central	Durham, N.C.
LB	Greg Gibson	Sr.	Morgan State	Houston, Texas
DB	Sandy Chapman	Sr.	Norfolk State	Raleigh, N.C.
DB	Jason Baxter	R-Jr.	South Carolina State	Manning, S.C.
DB	Alden McClellon	So.	North Carolina Central	Lake Butler, Fla.
DB	Craig Johnson	Sr.	Howard	Brooklyn, N.Y.
P	Christian Faber-Kinney	Gr.	Hampton	Williamsburg, Va.
PK	Brandon McLaren	R-Sr.	North Carolina Central	Miami, Fla.
RS*	Khris Gardin	Jr.	North Carolina A&T State	Morgantown, N.C.
RS*	Frank Brown	R-Jr.	Bethune-Cookman	Palm Beach Gardens, Fla.

Third-Team Offense

Pos.	Name	Cl.	School	Hometown
QB	Jaylian Williamson	Gr.	Hampton	Chesapeake, Va.
RB	Arshon Spaulding	Sr.	Savannah State	Brunswick, Ga.
RB*	Jamaruz Thompkins	Sr.	Bethune-Cookman	Tampa, Fla.
RB*	Mike Waters	Fr.	Delaware State	Philadelphia, Pa.
WR	Brandon Norwood	Jr.	Florida A&M	Atlanta, Ga.
WR*	Kyle Anthony	Fr.	Howard	Miramar, Fla.
WR*	Mason Rutherford	Jr.	Delaware State	San Bernardino, Calif.
TE*	Willie Gillus, III	Sr.	Morgan State	Suffolk, Va.
TE*	Maleek Henderson	Fr.	North Carolina Central	Danville, Va.
C	Victor Ishmael, Jr.	R-Jr.	South Carolina State	Miami, Fla.
OL	Nick Leverett	So.	North Carolina Central	Concord, N.C.
OL	Daquan Blake	Jr.	North Carolina A&T State	Leavenworth, Kan.
OL	Robbie Stephenson	Jr.	South Carolina State	Fairburn, Ga.
OL	Justin Evans	R-Jr.	South Carolina State	Florence, S.C.

Third-Team Defense

Pos.	Name	Cl.	School	Hometown
DL	Ja'Quan Smith	R-Jr.	North Carolina Central	Miramar, Fla.
DL	Chris Lee	Jr.	Norfolk State	Woodbridge, Va.
DL	Curtis Alexander	So.	Florida A&M	Quincy, Fla.
DL	Kevin Thompson	R-Jr.	Bethune-Cookman	Baltimore, Md.
LB	Devin Vandyke	Gr.	Hampton	Lorton, Va.
LB	Mulik Simmons	Jr.	Savannah State	Savannah, Ga.
LB	T.C. Livingston*	R-Jr.	Norfolk State	Suffolk, Va.
LB	Kyle Archie*	Jr.	Norfolk State	Virginia Beach, Va.
DB	Brandon Walker	Sr.	Norfolk State	Chester, Va.
DB	Carl Barnes*	So.	Morgan State	Columbus, N.J.
DB	Terry Jefferson*	R-Fr.	Florida A&M	Miami, Fla.
DB	Brendan Cole*	R-Jr.	Hampton	Hampton, Va.
DB	Orlando McKinley*	So.	Florida A&M	Atlanta, Ga.
P	Colby Blanton	R-So.	Florida A&M	Jacksonville, Fla.
PK	Cody Jones	Sr.	North Carolina A&T State	Gastonia, N.C.
RS	Kareem Smith	Jr.	Florida A&M	Haines City, Fla.

*denotes tie





HAMPTON UNIVERSITY FOOTBALL

2016 MEAC FOOTBALL STANDINGS

Standings	Conference	Pct.	PF	PA	Overall	Pct.	PF	PA	Home	Away	Neutral	Streak
N.C. Central	8-0	1.000	246	139	9-3	.750	347	275	5-0	4-2	0-1	Lost 1
North Carolina A&T	7-1	.875	290	144	9-3	.750	422	277	5-0	4-3	0-0	Lost 2
SCSU	5-3	.625	208	104	5-6	.455	232	254	3-1	2-5	0-0	Won 2
Hampton	5-3	.625	171	165	5-6	.455	213	269	3-2	1-4	1-0	Lost 2
Bethune-Cookman	4-4	.500	208	180	4-6	.400	252	252	1-3	2-3	1-0	Lost 1
FAMU	4-4	.500	176	222	4-7	.364	206	361	3-1	1-4	0-2	Lost 1
Norfolk State	3-5	.375	144	188	4-7	.364	174	269	2-3	2-4	0-0	Won 2
Savannah State	3-5	.375	143	198	3-7	.300	143	308	3-1	0-6	0-0	Lost 3
MORGAN STATE	3-5	.375	157	197	3-8	.273	184	370	2-3	1-5	0-0	Won 1
Howard	2-6	.250	154	220	2-9	.182	208	383	1-3	1-5	0-1	Won 1
Delaware State	0-8	.000	128	268	0-11	.000	162	437	0-5	0-6	0-0	Lost 11

TEAM STATISTICS

SCORING OFFENSE	G	TD	FG	XPT	2XP	DXP	Saf	Points	Avg/G	RUSHING OFFENSE	G	Att	Yards	Avg.	TD	Yards/G
1. North Carolina A&T	12	57	9	53	0	0	0	422	35.2	1. North Carolina A&T	12	446	2446	5.5	27	203.8
2. N.C. Central	12	45	11	40	1	0	1	347	28.9	2. Howard	11	459	1990	4.3	16	180.9
3. Bethune-Cookman	10	34	6	30	0	0	0	252	25.2	3. N.C. Central	12	443	1934	4.4	23	161.2
4. SCSU	11	31	7	25	0	0	0	232	21.1	4. Bethune-Cookman	10	379	1556	4.1	19	155.6
5. Hampton	11	28	6	27	0	0	0	213	19.4	5. SCSU	11	425	1663	3.9	14	151.2
6. Howard	11	28	6	14	4	0	0	208	18.9	6. Delaware State	11	420	1412	3.4	10	128.4
7. FAMU	11	25	11	19	1	0	1	206	18.7	7. Hampton	11	356	1396	3.9	13	126.9
8. MORGAN STATE	11	24	6	16	2	0	1	184	16.7	8. Norfolk State	11	382	1358	3.6	11	123.5
9. Norfolk State	11	20	11	17	2	0	0	174	15.8	9. MORGAN STATE	11	430	1319	3.1	9	119.9
10. Delaware State	11	22	4	18	0	0	0	162	14.7	10. FAMU	11	351	1185	3.4	12	107.7
11. Savannah State	10	18	6	17	0	0	0	143	14.3	11. Savannah State	10	330	993	3.0	10	99.3

SCORING DEFENSE	G	TD	FG	XPT	2XP	DXP	Saf	Points	Avg/G	RUSHING DEFENSE	G	Att	Yards	Avg.	TD	Yards/G
1. N.C. Central	12	36	7	30	3	0	1	275	22.9	1. North Carolina A&T	12	413	1214	2.9	16	101.2
2. North Carolina A&T	12	35	12	31	0	0	0	277	23.1	2. SCSU	11	423	1501	3.5	9	136.5
3. SCSU	11	31	13	27	0	0	1	254	23.1	3. Hampton	11	414	1749	4.2	16	159.0
4. Hampton	11	34	11	30	0	0	1	269	24.5	4. N.C. Central	12	511	1973	3.9	17	164.4
Norfolk State	11	36	7	30	1	0	0	269	24.5	5. Norfolk State	11	420	1905	4.5	19	173.2
6. Bethune-Cookman	10	32	10	30	0	0	0	252	25.2	6. Bethune-Cookman	10	381	1749	4.6	18	174.9
7. Savannah State	10	42	6	30	2	0	2	308	30.8	7. MORGAN STATE	11	452	2099	4.6	20	190.8
8. FAMU	11	50	5	44	1	0	0	361	32.8	8. Savannah State	10	451	2008	4.5	22	200.8
9. MORGAN STATE	11	48	11	41	3	0	1	370	33.6	9. Howard	11	425	2416	5.7	29	219.6
10. Howard	11	51	9	48	1	0	0	383	34.8	10. FAMU	11	441	2462	5.6	32	223.8
11. Delaware State	11	56	16	49	2	0	0	437	39.7	11. Delaware State	11	490	2897	5.9	31	263.4

TOTAL OFFENSE	G	Rush	Pass	Plays	Yards	Avg/P	TD	Avg/G	PASS OFFENSE	G	Comp	Att	Int	Pct.	Yards	Avg.	TD	Avg/G
1. North Carolina A&T	12	2446	2385	801	4831	6.0	53	402.6	1. N.C. Central	12	193	319	15	60.5	2680	8.4	19	223.3
2. N.C. Central	12	1934	2680	762	4614	6.1	42	384.5	2. Hampton	11	207	368	19	56.2	2410	6.5	13	219.1
3. Hampton	11	1396	2410	724	3806	5.3	26	346.0	3. North Carolina A&T	12	205	355	12	57.7	2385	6.7	26	198.8
4. Bethune-Cookman	10	1556	1820	657	3376	5.1	32	337.6	4. FAMU	11	201	351	9	57.3	2083	5.9	12	189.4
5. Howard	11	1990	1697	766	3687	4.8	27	335.2	5. Bethune-Cookman	10	150	278	12	54.0	1820	6.5	13	182.0
6. FAMU	11	1185	2083	702	3268	4.7	24	297.1	6. Delaware State	11	161	289	17	55.7	1792	6.2	11	162.9
7. SCSU	11	1663	1541	750	3204	4.3	29	291.3	7. MORGAN STATE	11	154	320	12	48.1	1770	5.5	14	160.9
Delaware State	11	1412	1792	709	3204	4.5	21	291.3	8. Norfolk State	11	154	294	8	52.4	1727	5.9	8	157.0
9. MORGAN STATE	11	1319	1770	750	3089	4.1	23	280.8	9. Howard	11	148	307	11	48.2	1697	5.5	11	154.3
10. Norfolk State	11	1358	1727	676	3085	4.6	19	280.5	10. SCSU	11	151	325	8	46.5	1541	4.7	15	140.1
11. Savannah State	10	993	1275	579	2268	3.9	17	226.8	11. Savannah State	10	117	249	9	47.0	1275	5.1	7	127.5

TOTAL DEFENSE	G	Rush	Pass	Plays	Yards	Avg/P	TD	Avg/G	PASS DEFENSE	G	Comp	Att	Int	Pct.	Yards	Avg.	TD	Avg/G
1. SCSU	11	1501	2221	758	3722	4.9	29	338.4	1. FAMU	11	170	287	14	59.2	1747	6.1	15	158.8
2. Hampton	11	1749	1996	700	3745	5.3	30	340.5	2. Norfolk State	11	175	321	18	54.5	1882	5.9	14	171.1
3. North Carolina A&T	12	1214	2900	822	4114	5.0	33	342.8	3. Bethune-Cookman	10	132	267	11	49.4	1743	6.5	12	174.3
4. N.C. Central	12	1973	2155	841	4128	4.9	35	344.0	4. N.C. Central	12	175	330	9	53.0	2155	6.5	18	179.6
5. Norfolk State	11	1905	1882	741	3787	5.1	33	344.3	5. Hampton	11	153	286	5	53.5	1996	7.0	14	181.5
6. Bethune-Cookman	10	1749	1743	648	3492	5.4	30	349.2	6. Howard	11	166	279	7	59.5	2157	7.7	18	196.1
7. FAMU	11	2462	1747	728	4209	5.8	47	382.6	7. MORGAN STATE	11	175	316	8	55.4	2197	7.0	26	199.7
8. MORGAN STATE	11	2099	2197	768	4296	5.6	46	390.5	8. SCSU	11	189	335	17	56.4	2221	6.6	20	201.9
9. Savannah State	10	2008	2088	757	4096	5.4	39	409.6	9. Delaware State	11	172	292	2	58.9	2293	7.9	21	208.5
10. Howard	11	2416	2157	704	4573	6.5	47	415.7	10. Savannah State	10	188	306	13	61.4	2088	6.8	17	208.8
11. Delaware State	11	2897	2293	782	5190	6.6	52	471.8	11. N. Carolina A&T	12	233	409	13	57.0	2900	7.1	17	241.7

2016 SEASON IN REVIEW



PASS EFFICIENCY	G	Comp	Att	Int	Pct.	Yards	TD	Effic.
1. N.C. Central	12	193	319	15	60.5	2680	19	141.3
2. North Carolina A&T	12	205	355	12	57.7	2385	26	131.6
3. Bethune-Cookman	10	150	278	12	54.0	1820	13	115.7
4. FAMU	11	201	351	9	57.3	2083	12	113.3
5. Hampton	11	207	368	19	56.2	2410	13	112.6
6. Delaware State	11	161	289	17	55.7	1792	11	108.6
7. Norfolk State	11	154	294	8	52.4	1727	8	105.3
8. MORGAN STATE	11	154	320	12	48.1	1770	14	101.5
9. Howard	11	148	307	11	48.2	1697	11	99.3
10. SCSU	11	151	325	8	46.5	1541	15	96.6
11. Savannah State	10	117	249	9	47.0	1275	7	92.0

PASS DEFENSE EFFIC.	G	Comp	Att	Int	Pct.	Yards	TD	Effic.
1. Norfolk State	11	175	321	18	54.5	1882	14	106.9
2. Bethune-Cookman	10	132	267	11	49.4	1743	12	110.9
3. FAMU	11	170	287	14	59.2	1747	15	117.9
4. N.C. Central	12	175	330	9	53.0	2155	18	120.4
5. SCSU	11	189	335	17	56.4	2221	20	121.7
6. North Carolina A&T	12	233	409	13	57.0	2900	17	123.9
7. Hampton	11	153	286	5	53.5	1996	14	124.8
8. Savannah State	10	188	306	13	61.4	2088	17	128.6
9. MORGAN STATE	11	175	316	8	55.4	2197	26	135.9
10. Howard	11	166	279	7	59.5	2157	18	140.7
11. Delaware State	11	172	292	2	58.9	2293	21	147.2

KICKOFF RETURNS	G	No.	Yards	TD	Avg.
1. North Carolina A&T	12	40	891	0	22.3
2. MORGAN STATE	11	50	1080	0	21.6
3. FAMU	11	46	931	0	20.2
4. Norfolk State	11	40	775	0	19.4
5. Howard	11	49	933	0	19.0
6. SCSU	11	32	608	0	19.0
7. Hampton	11	43	780	1	18.1
8. Delaware State	11	50	868	0	17.4
9. Bethune-Cookman	10	32	544	0	17.0
10. Savannah State	10	35	590	0	16.9
11. N.C. Central	12	32	524	0	16.4

PUNT RETURN AVG	G	No.	Yards	TD	Avg.
1. N.C. Central	12	18	361	2	20.1
2. Bethune-Cookman	10	15	244	1	16.3
3. FAMU	11	14	206	0	14.7
4. North Carolina A&T	12	26	281	2	10.8
5. MORGAN STATE	11	16	160	0	10.0
6. Norfolk State	11	9	87	0	9.7
7. Hampton	11	15	110	1	7.3
8. SCSU	11	22	150	0	6.8
9. Savannah State	10	13	80	0	6.2
10. Howard	11	15	91	1	6.1
11. Delaware State	11	11	57	1	5.2

INTERCEPTIONS	G	No.	Yards	TD	Avg.
1. Norfolk State	11	18	138	1	7.7
2. SCSU	11	17	315	2	18.5
3. FAMU	11	14	362	1	25.9
4. North Carolina A&T	12	13	181	2	13.9
5. Savannah State	10	13	53	0	4.1
6. Bethune-Cookman	10	11	116	1	10.5
7. N.C. Central	12	9	69	1	7.7
8. MORGAN STATE	11	8	95	0	11.9
9. Howard	11	7	83	0	11.9
10. Hampton	11	5	58	0	11.6
11. Delaware State	11	2	0	0	0.0

PUNTING	G	No.	Yards	Avg/P	Ret.	Avg.	TB	Net/P
1. Savannah State	10	70	2923	41.8	320	4.6	5	35.8
2. Hampton	11	58	2397	41.3	277	4.8	6	34.5
3. FAMU	11	65	2527	38.9	237	3.6	4	34.0
4. N.C. Central	12	66	2690	40.8	306	4.6	8	33.7
5. Bethune-Cookman	10	51	1861	36.5	117	2.3	2	33.4

6. SCSU	11	73	2844	39.0	244	3.3	9	33.2
7. Delaware State	11	74	2832	38.3	348	4.7	3	32.8
8. MORGAN STATE	11	67	2149	32.1	116	1.7	3	29.4
9. North Carolina A&T	12	61	2273	37.3	360	5.9	6	29.4
10. Norfolk State	11	74	2372	32.1	231	3.1	1	28.7
11. Howard	11	70	2210	31.6	204	2.9	2	28.1

KICKOFF COVERAGE	G	No.	Yards	Avg.	Return	TB	Net Avg.
1. Norfolk State	11	40	2368	59.2	532	8	40.9
2. N.C. Central	12	68	4116	60.5	832	21	40.6
3. North Carolina A&T	12	73	4322	59.2	1013	18	39.2
4. MORGAN STATE	11	38	2275	59.9	573	10	38.2
5. SCSU	11	47	2672	56.9	766	7	36.8
6. Delaware State	11	36	2019	56.1	577	6	35.9
7. Savannah State	10	33	1850	56.1	623	2	35.7
8. Bethune-Cookman	10	48	2561	53.4	787	8	32.8
9. Howard	11	41	2161	52.7	646	7	32.7
10. Hampton	11	41	2159	52.7	690	6	32.2
11. FAMU	11	45	2175	48.3	722	2	31.2

FIELD GOALS	G	Made-Att	Pct.
1. Norfolk State	11	11-13	.846
2. N.C. Central	12	11-15	.733
3. North Carolina A&T	12	9-13	.692
4. FAMU	11	11-16	.688
5. Savannah State	10	6-9	.667
6. Bethune-Cookman	10	6-10	.600
7. Delaware State	11	4-7	.571
8. Hampton	11	6-11	.545
Howard	11	6-11	.545
10. SCSU	11	7-16	.438
11. MORGAN STATE	11	6-16	.375

PAT KICKING	G	Made-Att	Pct.
1. Savannah State	10	17-17	1.000
2. Bethune-Cookman	10	30-31	.968
3. Hampton	11	27-28	.964
4. North Carolina A&T	12	53-55	.964
5. Norfolk State	11	17-18	.944
6. N.C. Central	12	40-43	.930
7. Delaware State	11	18-20	.900
8. FAMU	11	19-22	.864
9. SCSU	11	25-29	.862
10. Howard	11	14-18	.778
11. MORGAN STATE	11	16-21	.762

SACKS BY	G	No.	Yards
1. North Carolina A&T	12	38	252
2. N.C. Central	12	33	173
3. SCSU	11	26	175
4. MORGAN STATE	11	24	142
Savannah State	10	24	145
6. Norfolk State	11	20	121
7. FAMU	11	18	105
8. Hampton	11	17	103
9. Bethune-Cookman	10	13	74
10. Delaware State	11	10	68
Howard	11	10	82

SACKS AGAINST	G	No.	Yards
1. North Carolina A&T	12	13	91
SCSU	11	13	89
3. FAMU	11	21	134
4. N.C. Central	12	22	143
5. Hampton	11	25	151
Howard	11	25	144
7. Savannah State	10	28	228
8. Bethune-Cookman	10	30	179
9. Delaware State	11	31	174
10. MORGAN STATE	11	33	211
11. Norfolk State	11	35	210

FIRST DOWNS	G	Rush	Pass	Pen	Total	Avg/G
1. North Carolina A&T	12	115	107	25	247	20.6
2. N.C. Central	12	97	101	20	218	18.2
3. Howard	11	108	81	16	205	18.6
4. Hampton	11	76	105	16	197	17.9
5. SCSU	11	93	80	20	193	17.5
6. Bethune-Cookman	10	87	79	23	189	18.9
7. FAMU	11	60	101	18	179	16.3
8. MORGAN STATE	11	80	78	16	174	15.8
Delaware State	11	73	84	16	174	15.8
10. Norfolk State	11	78	71	13	162	14.7
11. Savannah State	10	61	53	7	121	12.1

OPPONENT 1ST DOWNS	G	Rush	Pass	Pen	Total	Avg/G
1. Bethune-Cookman	10	86	71	19	176	17.6
2. Hampton	11	81	86	22	189	17.2
3. SCSU	11	93	101	20	214	19.5
4. Norfolk State	11	100	97	18	215	19.5
5. N.C. Central	12	112	88	16	216	18.0
North Carolina A&T	12	68	126	22	216	18.0
7. Howard	11	116	88	15	219	19.9
8. Savannah State	10	110	96	16	222	22.2
9. MORGAN STATE	11	107	101	22	230	20.9
10. FAMU	11	129	93	12	234	21.3
11. Delaware State	11	144	92	17	253	23.0

3RD-DOWN CONVERSIONS	G	Conv.	Att.	Pct.
1. North Carolina A&T	12	67	159	42.1
2. Hampton	11	62	161	38.5
3. N.C. Central	12	57	154	37.0
4. Howard	11	60	165	36.4
5. FAMU	11	52	149	34.9
6. Norfolk State	11	49	156	31.4
7. MORGAN STATE	11	54	172	31.4
8. Bethune-Cookman	10	40	128	31.2
9. SCSU	11	50	161	31.1
10. Delaware State	11	43	152	28.3
11. Savannah State	10	28	129	21.7

OPP 3RD-DN CONVERT	G	Conv.	Att.	Pct.
1. North Carolina A&T	12	52	177	29.4
2. SCSU	11	48	144	33.3
3. N.C. Central	12	63	181	34.8
4. Bethune-Cookman	10	51	139	36.7
5. Howard	11	51	134	38.1
6. Norfolk State	11	59	150	39.3
7. Delaware State	11	59	148	39.9
8. Hampton	11	62	154	40.3
9. MORGAN STATE	11	66	157	42.0
10. Savannah State	10	64	149	43.0
11. FAMU	11	63	140	45.0

4TH-DOWN CONVERSIONS	G	Conv.	Att.	Pct.
1. Howard	11	13	20	65.0
2. Hampton	11	10	16	62.5
3. N.C. Central	12	3	6	50.0
SCSU	11	7	14	50.0
5. North Carolina A&T	12	4	9	44.4
6. Delaware State	11	9	22	40.9
7. MORGAN STATE	11	10	25	40.0
FAMU	11	6	15	40.0
9. Savannah State	10	6	16	37.5
10. Bethune-Cookman	10	7	21	33.3
11. Norfolk State	11	4	16	25.0

OPP 4TH-DN CONVERT	G	Conv.	Att.	Pct.
1. N.C. Central	12	8	21	38.1
2. North Carolina A&T	12	10	26	38.5
3. Norfolk State	11	6	15	40.0
4. Bethune-Cookman	10	6	14	42.9
5. Savannah State	10	12	24	50.0

Howard	11	9	18	50.0
7. SCSU	11	12	21	57.1
8. Hampton	11	10	17	58.8
9. FAMU	11	11	18	61.1
10. Delaware State	11	12	18	66.7
11. MORGAN STATE	11	9	13	69.2

PENALTIES	G	No.	Yards	Avg/G
1. Norfolk State	11	66	622	56.5
2. North Carolina A&T	12	79	684	57.0
3. Howard	11	72	690	62.7
4. Delaware State	11	71	691	62.8
5. Hampton	11	90	727	66.1
6. Savannah State	10	71	686	68.6
7. SCSU	11	78	774	70.4
8. MORGAN STATE	11	94	872	79.3
9. FAMU	11	81	900	81.8
10. Bethune-Cookman	10	90	840	84.0
11. N.C. Central	12	93	1128	94.0

OPPONENT PENALTIES	G	No.	Yards	Avg/G
1. Bethune-Cookman	10	84	867	86.7
2. Delaware State	11	85	852	77.5
3. MORGAN STATE	11	68	824	74.9
4. Norfolk State	11	87	813	73.9
5. Hampton	11	88	783	71.2
6. North Carolina A&T	12	90	853	71.1
7. N.C. Central	12	90	845	70.4
8. Howard	11	83	752	68.4
9. SCSU	11	61	714	64.9
10. FAMU	11	69	666	60.5
11. Savannah State	10	66	586	58.6

TIME OF POSSESSION	G	Poss. Time	Avg/G
1. Howard	11	363:25	33:02
2. SCSU	11	360:02	32:43
3. Hampton	11	345:50	31:26
4. Bethune-Cookman	10	302:16	30:13
5. FAMU	11	328:08	29:49
6. North Carolina A&T	12	354:29	29:32
7. Norfolk State	11	319:26	29:02
8. Delaware State	11	316:54	28:48
9. MORGAN STATE	11	315:43	28:42
10. N.C. Central	12	341:38	28:28
11. Savannah State	10	257:40	25:46

TURNOVER MARGIN	G	Gained			Lost			Total	Margin	Per/G
		Fumb	Int	Total	Fumb	Int	Total			
1. SCSU	11	14	17	31	5	8	13	13	+18	1.64
2. FAMU	11	12	14	26	8	9	17	17	+9	0.82
3. Norfolk State	11	5	18	23	8	8	16	16	+7	0.64
4. Savannah State	10	7	13	20	5	9	14	14	+6	0.60
5. Bethune-Cookman	10	6	11	17	5	12	17	17	+0	0.00
North Carolina A&T	12	11	13	24	12	12	24	24	+0	0.00
7. Howard	11	6	7	13	7	11	18	18	-5	-0.45
8. MORGAN STATE	11	9	8	17	11	12	23	23	-6	-0.55
9. N.C. Central	12	11	9	20	12	15	27	27	-7	-0.58
10. Hampton	11	9	5	14	10	19	29	29	-15	-1.36
11. Delaware State	11	5	2	7	11	17	28	28	-21	-1.91

ON-SIDE KICKS BY	G	On-side	Pct.
1. Hampton	11	1-2	50.0
Howard	11	1-2	50.0
3. Norfolk State	11	0-2	0.0
Savannah State	10	0-1	0.0
Delaware State	11	0-1	0.0
SCSU	11	0-1	0.0
North Carolina A&T	12	0-1	0.0
N.C. Central	12	0-1	0.0
MORGAN STATE	11	0-1	0.0
Bethune-Cookman	10	0-0	0.0
FAMU	11	0-0	0.0



INDIVIDUAL STATISTICS

RUSHING	CI	G	Att.	Yards	Avg.	TD	Long	Avg/G
1. COHEN, Tarik-NCAT	SR	12	212	1588	7.5	18	94	132.3
2. PHILYAW, Anthony-HOW	JR	10	222	1230	5.5	9	68	123.0
3. WATERS, M.-DSU	FR	11	169	820	4.9	5	44	74.5
4. JOHNSON, Yahkee-HAM	JR	11	135	763	5.7	4	48	69.4
5. ALLEYNE, B.-DSU	SO	10	138	575	4.2	3	64	57.5
6. FORD, Bishop-SCSU	FR	10	137	567	4.1	5	35	56.7
7. SIMPSON, Ramone-NCCU	SO	12	129	632	4.9	5	40	52.7
8. HANKERSON, Greg-NSU	SR	11	166	540	3.3	6	43	49.1
9. BELL, Malcolm-NCCU	SR	12	128	575	4.5	9	44	47.9
10. CARTER, Eric-HAM	SO	11	102	505	5.0	5	48	45.9

PASSING AVG/GAME	CI	G	Comp-Att-Int	Pct.	Yards	TD	Long	Avg/G
1. WILLIAMSON, Jayl-HAM	SR	11	193 - 340 - 15	56.8	2290	11	83	208.2
2. BELL, Malcolm-NCCU	SR	12	179 - 299 - 14	59.9	2431	17	71	202.6
3. Larry Brihm-BCU	JR	8	101 - 176 - 4	57.4	1368	11	67	171.0
4. RAYNARD, Lamar-NCAT	SO	9	135 - 209 - 6	64.6	1489	14	55	165.4
5. HANKERSON, Greg-NSU	SR	11	152 - 289 - 8	52.6	1718	8	64	156.2
6. STANLEY, Ryan-FAMU	FR	9	128 - 227 - 5	56.4	1358	8	43	150.9
7. ANDREWS, Chris-MSU	SR	11	110 - 230 - 8	47.8	1366	11	51	124.2
8. JOHNSON, Kalen-HOW	SO	11	116 - 239 - 9	48.5	1337	8	38	121.5
9. YORK, Caleb-SCSU	SO	10	111 - 240 - 6	46.2	1116	12	55	111.6
10. EPPERSON, D.-DSU	JR	11	91 - 172 - 12	52.9	1023	6	78	93.0

PASS EFFICIENCY	CI	G	Comp-Att-Int	Pct.	Yards	TD	Long	Effic.
1. RAYNARD, Lamar-NCAT	SO	9	135 - 209 - 6	64.6	1489	14	55	140.8
2. Larry Brihm-BCU	JR	8	101 - 176 - 4	57.4	1368	11	67	138.8
3. BELL, Malcolm-NCCU	SR	12	179 - 299 - 14	59.9	2431	17	71	137.6
4. WILLIAMSON, Jayl-HAM	SR	11	193 - 340 - 15	56.8	2290	11	83	115.2
5. STANLEY, Ryan-FAMU	FR	9	128 - 227 - 5	56.4	1358	8	43	113.9
6. ANDREWS, Chris-MSU	SR	11	110 - 230 - 8	47.8	1366	11	51	106.5
7. HANKERSON, Greg-NSU	SR	11	152 - 289 - 8	52.6	1718	8	64	106.1
8. COLLINS, Jason-HOW	FR	11	32 - 67 - 2	47.8	360	3	38	101.7
9. EPPERSON, D.-DSU	JR	11	91 - 172 - 12	52.9	1023	6	78	100.4
10. JOHNSON, Kalen-HOW	SO	11	116 - 239 - 9	48.5	1337	8	38	99.0

RECEPTIONS/GAME	CI	G	Rec.	Yards	TD	Long	Avg/C	Avg/G	Rec/G
1. PROCTOR, Rashawn-HAM	SR	11	70	997	3	83	14.2	90.6	6.4
2. NORWOOD, Brandon-FAMU	JR	11	51	468	4	35	9.2	42.5	4.6
3. MIXSON, Twann-HAM	SR	11	45	480	2	57	10.7	43.6	4.1
WILLIAMS, Montav-FAMU	SR	11	45	422	1	31	9.4	38.4	4.1
5. RUTHERFORD, M.-DSU	JR	11	42	564	1	42	13.4	51.3	3.8
6. SMITH, LaVontis-NCCU	SR	12	44	728	5	71	16.5	60.7	3.7
7. ANTHONY, Kyle-HOW	FR	11	40	535	6	37	13.4	48.6	3.6
SCOTT, A.-DSU	SR	11	40	533	4	78	13.3	48.5	3.6
9. KEYES, Denzel-NCAT	SR	12	42	461	10	44	11.0	38.4	3.5
10. TAYLOR, Marcus-NSU	SO	11	37	454	2	64	12.3	41.3	3.4

RECEIVE YDS/GAME	CI	G	Rec.	Yards	TD	Long	Rec/G	Avg/C	Avg/G
1. PROCTOR, Rashawn-HAM	SR	11	70	997	3	83	6.4	14.2	90.6
2. SMITH, LaVontis-NCCU	SR	12	44	728	5	71	3.7	16.5	60.7
3. BELL, Elijah-NCAT	FR	12	35	631	8	86	2.9	18.0	52.6
4. RUTHERFORD, M.-DSU	JR	11	42	564	1	42	3.8	13.4	51.3
5. Frank Brown-BCU	JR	9	30	438	7	67	3.3	14.6	48.7
6. ANTHONY, Kyle-HOW	FR	11	40	535	6	37	3.6	13.4	48.6
7. SCOTT, A.-DSU	SR	11	40	533	4	78	3.6	13.3	48.5
8. MIXSON, Twann-HAM	SR	11	45	480	2	57	4.1	10.7	43.6
9. WILKES, Jalen-NCCU	SO	12	31	516	5	42	2.6	16.6	43.0
10. NORWOOD, Brandon-FAMU	JR	11	51	468	4	35	4.6	9.2	42.5

TOTAL OFFENSE	CI	G	Rush	Pass	Plays	Total	Yds/G
1. BELL, Malcolm-NCCU	SR	12	575	2431	427	3006	250.5
2. WILLIAMSON, Jayl-HAM	SR	11	-22	2290	394	2268	206.2
3. HANKERSON, Greg-NSU	SR	11	540	1718	455	2258	205.3
4. STANLEY, Ryan-FAMU	FR	9	351	1358	300	1709	189.9
5. Larry Brihm-BCU	JR	8	98	1368	245	1466	183.2
6. RAYNARD, Lamar-NCAT	SO	9	30	1489	244	1519	168.8
7. ANDREWS, Chris-MSU	SR	11	238	1366	316	1604	145.8

8. JOHNSON, Kalen-HOW	SO	11	256	1337	319	1593	144.8
9. COHEN, Tarik-NCAT	SR	12	1588	26	213	1614	134.5
10. YORK, Caleb-SCSU	SO	10	165	1116	294	1281	128.1

SCORING	CI	G	TD	FG	XPT	2XP	Pts	Pts/G
1. COHEN, Tarik-NCAT	SR	12	19	0	0	0	114	9.5
2. JONES, Cody-NCAT	FR	11	0	9	45	0	72	6.5
3. McLAREN, Brandon-NCCU	SR	12	0	10	38	0	68	5.7
4. PHILYAW, Anthony-HOW	JR	10	9	0	0	2	56	5.6
5. Frank Brown-BCU	JR	9	8	0	0	0	48	5.3
6. KEYES, Denzel-NCAT	SR	12	10	0	0	0	60	5.0
7. Uriel Hernandez-BCU	SO	10	0	6	30	0	48	4.8
8. MAROUF, Cameron-NSU	SR	11	0	11	17	0	50	4.5
9. BELL, Malcolm-NCCU	SR	12	9	0	0	0	54	4.5
10. McCLAIN, Dorrel-NCCU	SO	10	7	0	0	0	42	4.2

SCORING (TDs)	CI	G	TD	Rush	Pass	Ret.	PAT	Pts	Pts/G
1. COHEN, Tarik-NCAT	SR	12	19	18	1	0	0	114	9.5
2. PHILYAW, Anthony-HOW	JR	10	9	9	0	0	1	56	5.6
3. Frank Brown-BCU	JR	9	8	0	7	1	0	48	5.3
4. KEYES, Denzel-NCAT	SR	12	10	0	10	0	0	60	5.0
5. BELL, Malcolm-NCCU	SR	12	9	9	0	0	0	54	4.5
6. McCLAIN, Dorrel-NCCU	SO	10	7	7	0	0	0	42	4.2
7. BELL, Elijah-NCAT	FR	12	8	0	8	0	0	48	4.0
8. J. Thompkins-BCU	SR	10	6	6	0	0	0	36	3.6
A. Williams-BCU	FR	10	6	6	0	0	0	36	3.6
FORD, Bishop-SCSU	FR	10	6	5	1	0	0	36	3.6

SCORING (KICK)	CI	G	PATs	FGs	Pts	Pts/G
1. JONES, Cody-NCAT	FR	11	45-46	9-13	72	6.5
2. McLAREN, Brandon-NCCU	SR	12	38-41	10-14	68	5.7
3. Uriel Hernandez-BCU	SO	10	30-31	6-10	48	4.8
4. MAROUF, Cameron-NSU	SR	11	17-18	11-13	50	4.5
5. SCANDRETT, Tyler-SCSU	JR	11	25-29	7-16	46	4.2
6. BARRON, John-SSU	SR	10	17-17	6-9	35	3.5
7. BLANTON, Colby-FAMU	SR	11	13-14	8-10	37	3.4
8. PREVOST, Anthony-HAM	SR	11	22-22	4-9	34	3.1
RAYA, Alex-MSU	SO	11	16-21	6-16	34	3.1
10. NZIDEE, W.-DSU	SO	11	18-20	4-7	30	2.7

PUNT RETURN AVG	CI	G	No.	Yards	TD	Long	Avg.
1. JONES, Mike-NCCU	JR	12	10	220	2	90	22.0
2. Frank Brown-BCU	JR	9	9	165	1	88	18.3
3. SMITH, LaVontis-NCCU	SR	12	8	141	0	36	17.6
4. SMITH, Kareem-FAMU	JR	11	13	205	0	53	15.8
5. MARTIN, Thomas-MSU	SR	11	7	92	0	42	13.1
6. GARDIN, Khrist-NCAT	JR	12	20	246	1	50	12.3
7. WAHEE, George-NSU	FR	11	9	87	0	20	9.7
8. KING, William-MSU	SO	9	8	58	0	22	7.2
9. LEMONIER, Guy-HOW	SR	11	9	59	0	31	6.6
10. HARRIS, Ahmaad-SCSU	SR	11	18	105	0	40	5.8

KICK RETURN AVG	CI	G	No.	Yards	TD	Long	Avg.
1. KING, William-MSU	SO	9	18	498	0	88	27.7
2. GARDIN, Khrist-NCAT	JR	12	26	602	0	39	23.2
3. TAYLOR, Marcus-NSU	SO	11	27	598	0	59	22.1
4. Keavon Mitchell-BCU	SO	10	20	410	0	41	20.5
5. ALLEYNE, B.-DSU	SO	10	24	450	0	50	18.8

ALL PURPOSE	CI	G	Rush	Rcv	PR	KR	Yards	Yards/G
1. COHEN, Tarik-NCAT	SR	12	1588	339	0	0	1927	160.6
2. PHILYAW, Anthony-HOW	JR	10	1230	215	0	0	1445	144.5
3. ALLEYNE, B.-DSU	SO	10	575	154	0	450	1179	117.9
4. PROCTOR, Rashawn-HAM	SR	11	0	997	2	206	1205	109.5
5. TAYLOR, Marcus-NSU	SO	11	78	454	0	598	1130	102.7
6. FORD, Bishop-SCSU	FR	10	567	90	0	333	990	99.0
7. GARDIN, Khrist-NCAT	JR	12	4	303	246	602	1155	96.2
8. SMITH, LaVontis-NCCU	SR	12	3	728	141	251	1123	93.6
9. JOHNSON, Yahkee-HAM	JR	11	763	192	0	60	1015	92.3
10. WATERS, M.-DSU	FR	11	820	60	0	12	892	81.1

PUNTING	CI	G	No.	Yards	Long	Avg.
1. BARRON, John-SSU	SR	10	66	2753	63	41.7
2. FABER-KINNEY, Ch-HAM	SR	11	58	2397	66	41.3
3. TILQUE, Nathanie-NCCU	JR	12	57	2350	58	41.2
4. BLANTON, Colby-FAMU	SR	11	59	2378	77	40.3
5. ROMO MARTINEZ, F-DSU	FR	11	70	2798	70	40.0
6. PETTIWAY, Jerom-SCSU	JR	11	71	2788	71	39.3
7. SAWICKI, Steven-NCAT	SO	12	57	2235	55	39.2
8. Jonathan Cagle-BCU	SR	9	41	1535	55	37.4
9. LABOFSKY, Dakota-HOW	SO	9	32	1071	52	33.5
10. RAYA, Alex-MSU	SO	11	40	1338	59	33.5

FIELD GOALS	CI	G	Made	Att.	Pct.	Made/G
1. MAROUF, Cameron-NSU	SR	11	11	13	84.6	1.00
2. McLAREN, Brandon-NCCU	SR	12	10	14	71.4	0.83
3. JONES, Cody-NCAT	FR	11	9	13	69.2	0.82
4. BLANTON, Colby-FAMU	SR	11	8	10	80.0	0.73
5. SCANDRETT, Tyler-SCSU	JR	11	7	16	43.8	0.64
6. BARRON, John-SSU	SR	10	6	9	66.7	0.60
Uriel Hernandez-BCU	SO	10	6	10	60.0	0.60
8. RAYA, Alex-MSU	SO	11	6	16	37.5	0.55
9. NZIDEE, W.-DSU	SO	11	4	7	57.1	0.36
PREVOST, Anthony-HAM	SR	11	4	9	44.4	0.36

FIELD GOAL PCT	CI	G	Made	Att.	Long	Pct.
1. MAROUF, Cameron-NSU	SR	11	11	13	41	84.6
2. McLAREN, Brandon-NCCU	SR	12	10	14	48	71.4
3. JONES, Cody-NCAT	FR	11	9	13	44	69.2
4. Uriel Hernandez-BCU	SO	10	6	10	39	60.0
5. SCANDRETT, Tyler-SCSU	JR	11	7	16	46	43.8
6. RAYA, Alex-MSU	SO	11	6	16	40	37.5

PAT KICKING PCT	CI	G	Made	Att.	Pct.
1. PREVOST, Anthony-HAM	SR	11	22	22	100.0
2. JONES, Cody-NCAT	FR	11	45	46	97.8
3. Uriel Hernandez-BCU	SO	10	30	31	96.8
4. McLAREN, Brandon-NCCU	SR	12	38	41	92.7
5. SCANDRETT, Tyler-SCSU	JR	11	25	29	86.2

TACKLES (All positions)	CI	G	Pos.	Solo	Ast.	Total	Avg/G	Sacks
1. LEONARD, Darius-SCSU	JR	11	LB	78	46	124	11.3	3.5
2. LIVINGSTON, T.C.-NSU	JR	10	LB	29	53	82	8.2	0.0
3. ARCHIE, Kyle-NSU	JR	9	LB	33	40	73	8.1	1.0
4. SMITH, Marquis-SSU	SR	10		53	26	79	7.9	9.5
5. TAYLOR, Dayshaw-SCSU	JR	11	LB	54	29	83	7.5	1.5
6. HARRIS, M.-DSU	JR	11	LB	51	31	82	7.5	3.0
7. SIMMONS, Mulik-SSU	JR	10	LB	37	36	73	7.3	1.5
8. HUNTER, Reggie-NCCU	JR	12		44	40	84	7.0	2.0
9. GIBSON, Greg-MSU	SR	11	LB	38	39	77	7.0	1.5
10. DAY, Jalen-HOW	SR	11	LB	50	25	75	6.8	0.0
11. BANKS, Stefen-SSU	SO	10	DL	41	26	67	6.7	7.5
12. VANDYKE, Devin-HAM	SR	11	LB	36	37	73	6.6	0.0
13. TAYLOR, Jeremy-NCAT	JR	12	LB	57	22	79	6.6	2.0
McCLELLON, Aiden-NCCU	SO	12		42	37	79	6.6	2.0
15. WHITAKER, Damare-MSU	JR	9	LB	37	22	59	6.6	0.0

SACKS	CI	G	Pos.	Solo	Ast.	Yards	Total	Avg/G
1. SMITH, Marquis-SSU	SR	10		9	1	69	9.5	0.95
2. HENRY-AJUDUA, Fr-NCCU	SR	10		8	1	50	8.5	0.85
3. BROWN, Antonio-NCCU	JR	12		7	2	36	8.0	0.67
4. BANKS, Stefen-SSU	SO	10	DL	7	1	30	7.5	0.75
5. KEYES, Angelo-NCAT	SR	12	DL	5	2	36	6.0	0.50
6. AGBELESE, Ayodeji-MSU	JR	11	DL	3	3	30	4.5	0.41
LEE, Chris-NSU	JR	11	DL	3	3	26	4.5	0.41
8. MELTON, Kenneth-NCAT	JR	12	DL	4	1	26	4.5	0.38
9. SMITH, Steven-HAM	JR	11	LB	3	3	25	4.5	0.41
10. WASHINGTON, M.-MSU	SO	9	DE	4	1	17	4.5	0.50
11. ANGLIN, Elijah-HOW	JR	11	LB	4	0	43	4.0	0.36
12. FRANKLIN, Jai-MSU	JR	9	DL	3	2	33	4.0	0.44
13. DARVILLE, Calvin-FAMU	SR	11	DE	4	0	29	4.0	0.36
14. CROUCH, Shaquill-SCSU	FR	10	DL	4	0	24	4.0	0.40
15. RICHARDSON, K.-NCAT	SO	12	LB	3	1	44	3.5	0.29

TACKLES FOR LOSS	CI	G	Pos.	Solo	Ast.	Yards	Total	Avg/G
1. SMITH, Marquis-SSU	SR	10		18	6	107	21.0	2.10
2. BANKS, Stefen-SSU	SO	10	DL	15	5	57	17.5	1.75
3. PRICE, Elijah-FAMU	JR	11	DE	14	3	66	15.5	1.41
4. BROWN, Antonio-NCCU	JR	12		10	9	53	14.5	1.21
5. LEONARD, Darius-SCSU	JR	11	LB	12	5	64	14.5	1.32
6. HENRY-AJUDUA, Fr-NCCU	SR	10		12	3	65	13.5	1.35
7. FRANKLIN, Jai-MSU	JR	9	DL	10	6	60	13.0	1.44
8. LEE, Chris-NSU	JR	11	DL	8	10	43	13.0	1.18
9. BARRETT, R.-DSU	SR	11	LB	10	5	57	12.5	1.14
10. HUNTER, Reggie-NCCU	JR	12		8	8	43	12.0	1.00
11. RAGLAND, Marquis-NCAT	SR	12	DL	9	4	40	11.0	0.92
12. HARRIS, M.-DSU	JR	11	LB	9	4	49	11.0	1.00
13. TAYLOR, Jeremy-NCAT	JR	12	LB	10	1	39	10.5	0.88
14. SMITH, Steven-HAM	JR	11	LB	8	5	47	10.5	0.95
TAYLOR, Dayshaw-SCSU	JR	11	LB	9	3	25	10.5	0.95

PASSES DEFENDED	CI	G	BrUp	Int.	Total	Avg/G
1. HENRY, Phillip-SCSU	SR	11	10	6	16	1.45
2. BENNETT, Isaiah-SSU	SO	10	10	1	11	1.10
3. CHAPMAN, Sandy-NSU	SR	11	7	5	12	1.09
4. D. Richardson-BCU	JR	10	6	4	10	1.00
TAYLOR, Jeremy-NCAT	JR	12	8	4	12	1.00
6. WILLIS, Marquis-NCAT	SO	12	9	2	11	0.92
7. BRYANT, Jacques-FAMU	SR	11	6	4	10	0.91
BANKS, Joseff-HOW	SO	11	10	0	10	0.91
9. SCOTT, Robert-HAM	FR	11	7	2	9	0.82
McKINLEY, Orland-FAMU	SO	11	5	4	9	0.82
11. Trenton Bridges-BCU	SO	10	7	1	8	0.80
12. CORPENING, Nolan-NCCU	JR	12	9	0	9	0.75
13. BROWN, Alex-SCSU	SO	10	7	0	7	0.70
14. SELBY, K.-DSU	SO	9	6	0	6	0.67
15. BLAIR, Julian-HOW	SR	11	6	1	7	0.64
JONES, Marquise-SCSU	SR	11	3	4	7	0.64
JONES, Deadrick-MSU	SR	11	7	0	7	0.64

INTERCEPTIONS	CI	G	No.	Yards	TD	Long	Avg/G
1. HENRY, Phillip-SCSU	SR	11	6	112	0	57	0.55
2. CHAPMAN, Sandy-NSU	SR	11	5	23	0	19	0.45
3. JEFFERSON, Terry-FAMU	FR	10	4	99	0	60	0.40
D. Richardson-BCU	JR	10	4	71	1	30	0.40
5. BRYANT, Jacques-FAMU	SR	11	4	127	0	45	0.36
McKINLEY, Orland-FAMU	SO	11	4	114	1	100	0.36
JONES, Marquise-SCSU	SR	11	4	56	0	47	0.36
8. HUNTER, Reggie-NCCU	JR	12	4	31	1	19	0.33
TAYLOR, Jeremy-NCAT	JR	12	4	24	1	24	0.33
10. LIVINGSTON, T.C.-NSU	JR	10	3	40	1	40	0.30

FUMBLES FORCED	CI	G	No.	Avg/G
1. SMITH, Marquis-SSU	SR	10	4	0.40
2. LEONARD, Darius-SCSU	JR	11	4	0.36
3. BANKS, Stefen-SSU	SO	10	3	0.30
4. HARRIS, M.-DSU	JR	11	3	0.27
5. TAYLOR, Jeremy-NCAT	JR	12	3	0.25
6. FRANKLIN, Jai-MSU	JR	9	2	0.22
7. STURDIVANT, Desm-HAM	SO	11	2	0.18
TAYLOR, Dayshaw-SCSU	JR	11	2	0.18
COLE, Brendan-HAM	JR	11	2	0.18
10. BROWN, Antonio-NCCU	JR	12	2	0.17

FUMBLES RECOVERED	CI	G	No.	Avg/G
1. MCKEIVER, Paul-SCSU	FR	10	3	0.30
2. COLE, Brendan-HAM	JR	11	3	0.27
3. HILLIARD, Quaron-SSU	JR	8	2	0.25
4. TOLBERT, Juwuan-SSU	JR	9	2	0.22
5. MCBORROUGH, Ian-MSU	FR	11	2	0.18
GIBSON, Greg-MSU	SR	11	2	0.18
BROWN, Braxton-FAMU	SR	11	2	0.18
CHAPMAN, Sandy-NSU	SR	11	2	0.18
BROCK, Shaquan-SCSU	SR	11	2	0.18
10. BROWN, Antonio-NCCU	JR	12	2	0.17



RECORD BOOK

2017 FOOTBALL MEDIA GUIDE



HAMPTON UNIVERSITY FOOTBALL

INDIVIDUAL RECORDS

Points

Game: 30-Alonzo Coleman at Gardner-Webb, 2005
Season: 172-Montrell Coley, 2000
Career: 384-Alonzo Coleman, 2003-06

Touchdowns

Game: 5-Alonzo Coleman at Gardner-Webb, 2005
Season: 38-Montrell Coley, 2000
Career: 64-Alonzo Coleman, 2003-06

Field Goals Made

Game: 4-Andrew Paterini vs. Howard, 2004; vs. Delaware State, 2005; vs. Howard, 2006
Season: 20-Andrew Paterini, 2005
Career: 59-Andrew Paterini, 2003-06

Point After Touchdown

Game: 11-Ed Allen vs. St. Paul's, 1976
Season: 56-Andre Paterini, 2005
Career: 184-Andrew Paterini, 2003-06

Rushing Touchdowns

Game: 5-Alonzo Coleman at Gardner-Webb, 2005
Season: 27-Montrell Coley, 2000
Career: 62-Alonzo Coleman, 2003-06

Touchdown Receptions

Game: 4-Michael Jenkins vs. Morehouse, 1995
Season: 14-Marquay McDaniel, 2006
Career: 22-Johnnie Barnes, 1988-91; 22-Marquay McDaniel, 2003-06

Touchdown Passes

Game: 6-Lionel Williams vs. Morehouse, 1966; Matt Williams vs. Morehouse, 1995
Season: 25-Matt Montgomery, 1992
Career: 63-Matt Montgomery, 1991-94

Rushing Attempts

Game: 50-Montrell Coley vs. Morgan State, 2000
Season: 307-Montrell Coley, 2000
Career: 826-Alonzo Coleman, 2003-06

Rushing Yards

Game: 253-Montrell Coley vs. Morgan State, 2000
Season: 1,582-Montrell Coley, 2000
Career: 4,648-Alonzo Coleman, 2003-06

Passing Attempts

Game: 61-Herbert Bynes vs. Florida A&M, 2008
Season: 353-Herbert Bynes, 2008
Career: 1,036-Matt Montgomery, 1991-94

Passes Completed

Game: 32-Jaylian Williamson at North Carolina A&T, 2016; at Old Dominion, 2014 & Matt Montgomery vs. Tuskegee, 1991
Season: 199-Herbert Bynes, 2008
Career: 545-Matt Montgomery, 1991-94

Receptions

Game: 13-Zuriel Smith vs. S. Carolina State, 2001
Season: 70-Rashawn Proctor, 2016
Career: 189-Zuriel Smith, 1999-2002

Receiving Yards

Game: 234-Jerome Mathis vs. Gardner-Webb, 2004
Season: 1,043-Jeremy Gilchrist, 2007
Career: 3,090-Johnnie Barnes, 1988-91

Total Offensive Yards

Game: 482-Matt Montgomery (74 plays/17 rushes, 57 pass att.) vs. Tuskegee, 1991
Season: 2,616-Herbert Bynes, 2008
Career: 8,311-Matt Montgomery, 1991-94

Most Tackles

Game: 25-Reggie Doss vs. Virginia Union, 1977
Season: 169-Darrell Flythe, 1996
Career: 389-Gareth Bonds, 1989-92

Most Solo Tackles

Game: 18-Kevin "Sweet Pea" Williams vs. Southern, 1995
Season: 110-Darrell Flythe, 1996
Career: 202-Gareth Bonds, 1989-92

Most Assisted Tackles

Game: 15-Reggie Doss vs. Virginia Union, 1977; DeVonte' Hawkins vs. Morgan State, 2011
Season: 75-Reggie Doss, 1977
Career: 187-Gareth Bonds, 1989-92

Quarterback Sacks

Game: 6-Isaac Hilton vs. Bowie State, 2002
Season: 19-Hugh Hunter, 1994
Career: 44-Hugh Hunter, 1992-95

Interceptions

Game: 4-Thomas Gosier vs. Virginia Union, 1985
Season: 11-Stacy Saunders, 1988
Career: 20-Melvin Crawford, 1991-94

Punt Return Average

Season: 19.1-Clarence Bailey, 1984
Career: 19.2-Clarence Bailey, 1984

Kickoff Return Average

Season: 36.9-Kevin Teel, 2008
Career: 26.6-Jerome Mathis, 2002-04

Punt Average

Game: 58.5-Jahmal Blanchard vs. Howard, 2008
Season: 43.9-Jahmal Blanchard, 2009
Career: 45.7-Jahmal Blanchard, 2006-09

MISCELLANEOUS INDIVIDUAL RECORDS

Longest Run from Scrimmage

97 yards by Carl Painter vs. Bowie State, 1995

Longest Pass Completion

98 yards (TD) by Princeton Shepherd to Jerome Mathis at S. Carolina State, 2004

Longest Field Goal Made

55 yards by Andrew Paterini vs. Norfolk State, 2005

Longest Punt Return

88 yards by Jeremy Gilchrist vs. North Carolina A&T, 2008

Longest Kickoff Return

100 yards by Jorrian Washington at Tennessee Tech, Aug. 30, 2012
100 yards by Terrance Patrick vs. Alcorn State, 2002

Consecutive Games with a Reception

34 games by Jerome Mathis, 2002-04

Longest Interception Return

99 yards by Kyle Whitehurst at Howard, 2005

TEAM RECORDS

Points

Game: 89 vs. Roanoke Athletic Club, 1916
Season: 523, 2004

Rushing Yards

Game: 452 vs. C.W. Post, 1994
Season: 3,377, 1994

Passing Yards

Game: 407 at Old Dominion, 2014
Season: 2,713, 2008

Touchdowns

Game: 12 vs. C.W. Post, 1994
Season: 74, 1994

Rushing Attempts

Game: 64 vs. Tuskegee, 1991
Season: 595, 2002

Passes Completed

Game: 33 vs. Tuskegee, 1991
Season: 229, 2014

Total Offense

Game: 810 vs. C.W. Post, 1994
Season: 5,575, 1994

Field Goals Made

Game: 4 vs. Howard, 2004; vs. Delaware State, 2005; vs. Howard, 2006
Season: 20, 2005

Most Punts

Game: 13 at Villanova, 2003
Season: 77, 1971 and 2010

Interceptions

Game: 6 vs. Delaware State, 2011
Season: 26, 1978

Highest Punting Average

Game: 58.5 vs. Howard, 2008
Season: 43.9, 2009

MISCELLANEOUS TEAM RECORDS

Most Yards Penalized

Game: 221 vs. St. Paul's, 1976
Season: 1,356, 1977

Longest Game

Hampton vs. Florida A&M-5 hours, 10 minutes (FAMU 59, HU 58), Oct. 6, 1996

Most Overtimes

6 vs. Florida A&M, Oct. 6, 1996

Most Defensive Touchdowns in a Game

4 vs. Howard, 1997

Longest Winning Streak

17, 1993-94

Longest Losing Streak

28, 1968-71

Consecutive Scoring Games by Hampton University


281, Sept. 1984-2009

Central Michigan was the last team to shut out Hampton, taking the 2009 season opener 33-0.

Career Total Offense Leaders

Matt Montgomery	1991-94	8,311
Roy Johnson	1996-99	7,556
Princeton Shepherd	2003-06	5,494
David Legree	2009-11	4,812
Alonzo Coleman	2003-06	4,648
Timothy Frazier	2000-03	4,249
Jaylian Williamson	2012-16	4,172
Montrell Coley	1997-2000	3,897
Herbert Bynes	2007-10	3,674

DeRocke Croom	1987-90	3,395	1952 William Casey	409	439	868	1995 Sekou Wilson	113	1,355	1,468	
			1953 --	--	--	--	1996 Roy Johnson	165	1,757	1,922	
			1954 --	--	--	--	1997 Roy Johnson	263	1,491	1,754	
Single-Season Total Offense Leaders			1955 Robert Crawford	560	0	560	1998 Roy Johnson	83	1,892	1,975	
Herbert Bynes	2008	2,616	1956 Albert Jackson	350	0	350	1999 Roy Johnson	-41	1,946	1,905	
T.J. Mitchell	2007	2,449	1957 Elton Conner	275	0	275	2000 Ataveus Cash	448	1,501	1,949	
Jaylian Williamson	2016	2,283	1958 Norman Anderson	665	0	665	2001 Ataveus Cash	47	1,030	1,077	
David Watford	2015	2,270	1959 Norman Anderson	474	25	499	2002 Timothy Frazier	103	1,351	1,454	
Matt Montgomery	1992	2,152	1960 Willie Holland	544	0	544	2003 Timothy Frazier	65	1,586	1,651	
Matt Montgomery	1994	2,122	1961 Willie Holland	883	0	883	2004 Princeton Shepherd	78	1,890	1,968	
Matt Montgomery	1991	2,102	1962 James Guthrie	330	63	393	2005 Alonzo Coleman	1,326	0	1,326	
Roy Johnson	1998	1,978	1963 Carey Hughley	27	996	1,023	2006 Princeton Shepherd	156	1,750	1,906	
Princeton Shepherd	2004	1,968	1964 Carey Hughley	79	794	715	2007 T.J. Mitchell	140	2,309	2,449	
Ataveus Cash	2000	1,949	1965 Edward Tomlin	458	2	460	2008 Herbert Bynes	-97	2,713	2,616	
			1966 Sandy Bowers	747	95	842	2009 Herbert Bynes	71	987	1,058	
Career Rushing Leaders – Yards			1967 Lionel Williams	235	1,227	1,462	2010 David Legree	265	1,679	1,944	
Alonzo Coleman	2003-06	4,648	1968 Lionel Williams	185	847	1,032	2011 David Legree	299	1,636	1,935	
Montrell Coley	1997-2000	3,838	1969 Tillman Sease	-278	918	640	2012 Travis Champion	-20	1,237	1,217	
Carl Painter	1983-87	3,223	1970 Tillman Sease	--	--	1,269	2013 Bryan Bailey	79	1,131	1,210	
Dennis Mahan	1979-82	3,064	1971 Tillman Sease	18	971	989	2014 Jaylian Williamson	-26	1,259	1,233	
Tyrone Mayer	1994-97	2,763	1972 Reginald Johns	140	421	561	2015 David Watford	182	2,088	2,270	
Tim Dudley	1988-90	2,763	1973 Henry Tillman	498	0	498					
Anthony Smith	1992-95	2,268	1974 Dwight Joiner	-79	692	613	Career Rushing Leaders – Attempts				
Ardell Daniels	2004-05	2,142	1975 Russell Seaton	-150	1,065	915	Alonzo Coleman	2003-06		826	
Lamonte Still	1994-96	1,862	1976 Russell Seaton	-206	1,292	1,086	Montrell Coley	1997-2000		696	
Antwon Chisholm	2010-13	1,733	1977 Russell Seaton	-206	1,565	1,359	Carl Painter	1983-87		628	
			1978 Jenso Baker	-108	924	816	Tyrone Mayer	1994-97		538	
Single-Season Rushing Leaders – Yards			1979 Anthony Armstrong	765	0	765	Dennis Mahan	1979-82		533	
Montrell Coley	2000	1,582	1980 Dennis Mahan	1,109	0	1,109	Tim Dudley	1988-90		521	
Alonzo Coleman	2005	1,326	1981 Dennis Mahan	835	0	835	Antwon Chisholm	2010-13		417	
Carlos Fleeks	1992	1,312	1982 Dennis Mahan	999	0	999	Ardell Daniels	2004-05		397	
Tyrone Mayer	1995	1,193	1983 Carl Painter	533	0	533	Anthony Smith	1992-95		386	
Lamonte Still	1994	1,174	1984 Anthony Picott	14	993	1,007	Rian Thompson	2002-03		369	
Carl Painter	1985	1,170	1985 Carl Painter	981	0	981					
Charles Jackson	1997	1,143	1986 Rodney Alderman	63	489	552	Single-Season Rushing Leaders – Attempts				
Alonzo Coleman	2003	1,137	1987 Carl Painter	981	0	981	Montrell Coley	2000		307	
Alonzo Coleman	2004	1,133	1988 Russell Johnson	44	1,472	1,516	Alonzo Coleman	2003		239	
Dennis Mahan	1980	1,109	1989 DeRocke Croom	124	1,124	1,248	Robert Smith	2001		229	
			1990 DeRocke Croom	61	1,344	1,405	Alonzo Coleman	2004		225	
Year-By-Year Total Offense Leaders			1991 Matt Montgomery	153	1,949	2,102	Rian Thompson	2002		219	
Year	Name	Rush	Pass	Total Yards		2,152	Carlos Fleeks	1992		209	
1949	James Dillard	334	231	565	1992	Matt Montgomery	152	2,000			
1950	James Dillard	408	277	685	1993	Matt Montgomery	163	1,772			
1951	Herbert Scott	278	292	570	1994	Matt Montgomery	4	2,118			
							2,122	1,935	Carl Painter	1985	206
									Ardell Daniels	2004	205



Tyrone Mayer	1995	204
Alonzo Coleman	2005	204

Career Rushing Leaders – Touchdowns

Alonzo Coleman	2003-06	62
Montrell Coley	1997-2000	49
Malcolm Benson	1993-95	33
Carl Painter	1983-87	28
Dennis Mahan	1979-82	28
DeRocke Croom	1987-90	25
Tim Dudley	1988-90	24
Ardell Daniels	2004-05	24
Willie Holland	1959-61	23
Rian Thompson	2002-03	20

Single-Season Rushing Leaders – Touchdowns

Montrell Coley	2000	27
Alonzo Coleman	2005	19
Alonzo Coleman	2003	18
Ardell Daniels	2004	15
Carlos Fleeks	1992	15
Carl Painter	1987	14
Willie Holland	1961	14
Alonzo Coleman	2004	13
Malcolm Benson	1994	13
Rian Thompson	2002	12
Lamonte Still	1994	12
DeRocke Croom	1989	12
Alonzo Coleman	2006	12
Kevin Beverly	2006	12

Year-By-Year Rushing Leaders

Year	Name	Rush	Yards	TD
1949	James Dillard	111	334	5
1950	James Dillard	122	408	3
1951	Herbert Scott	116	278	4
1952	William Casey	74	409	6
1953	--	--	--	--
1954	Fletcher Battle	360	--	--
1955	Robert Crawford	131	560	--
1956	Albert Jackson	87	350	--
1957	Elton Conner	98	275	--
1958	Norman Anderson	164	665	6
1959	Norman Anderson	132	474	--
1960	Willie Holland	80	544	9
1961	Willie Holland	192	883	14
1962	James Guthrie	75	330	--
1963	James Guthrie	87	513	4
1964	Charles Breece	58	327	3
1965	Edward Tomlin	107	458	5
1966	Sandy Bowers	115	747	10
1967	Edward Tomlin	122	663	9
1968	Jack Jones	80	310	4
1969	Derrick Anderson	71	197	--
1970	David Walters	282	--	--
1971	Derrick Anderson	67	187	3
1972	Adolph Hawkins	98	235	0
1973	Henry Tillman	146	498	2
1974	Larry Brooks	76	284	3
1975	Larry Brooks	114	435	5
1976	Lewey Hale	124	638	3
1977	Carl Turner	99	433	5
1978	Donnell Jones	151	487	3
1979	Anthony Armstrong	143	765	6
1980	Dennis Mahan	138	1,109	11
1981	Dennis Mahan	173	835	8
1982	Dennis Mahan	196	991	7
1983	Carl Painter	105	533	4
1984	Carl Painter	121	481	1
1985	Carl Painter	206	1,170	9
1986	Anthony Jones	56	383	3
1987	Carl Painter	172	981	14
1988	Tim Dudley	164	1,004	11
1989	Tim Dudley	187	1,013	7
1990	Tim Dudley	170	746	6
1991	Tony Clomax	87	358	8

1992	Carlos Fleeks	209	1,312	15
1993	Anthony Smith	181	1,034	9
1994	Lamonte Still	165	1,174	12
1995	Tyrone Mayer	204	1,193	9
1996	Tyrone Mayer	202	987	6
1997	Charles Jackson	185	1,143	7
1998	Montrell Coley	158	1,024	11
1999	Montrell Coley	156	892	8
2000	Montrell Coley	307	1,582	27
2001	Robert Smith	229	797	11
2002	Rian Thompson	219	730	12
2003	Alonzo Coleman	239	1,137	18
2004	Alonzo Coleman	225	1,133	13
2005	Alonzo Coleman	204	1,326	19
2006	Alonzo Coleman	158	1,052	12
2007	Kevin Beverly	143	598	9
2008	LaMarcus Coker	144	622	1
2009	LaMarcus Coker	197	1,027	6
2010	Antwon Chisholm	131	607	4
2011	Antwon Chisholm	192	796	8
2012	Jeremiah Schwartz	196	1,043	11
2013	Jorrian Washington	115	699	5
2014	Jorrian Washington	164	834	5
2015	Christopher Dukes	133	691	2
2016	Yahkee Johnson	135	763	4

100-Yard Rushing Games (Since 1986)

253	Montrell Coley vs. Morgan State	2000
231	Montrell Coley vs. Delaware State	2000
223	Montrell Coley vs. Morgan State	1998
214	Charles Jackson vs. Morgan State	1997
212	Anthony Smith vs. Fayetteville State	1994
209	Alonzo Coleman vs. Jackson State	2004
206	Charles Jackson vs. Howard	1997
205	Montrell Coley vs. Norfolk State	2000
204	Kevin Beverly vs. North Carolina A&T	2006
202	Tyrone Mayer vs. Bethune-Cookman	1995
201	Jeremiah Schwartz vs. Bethune-Cookman	2012
196	Anthony Smith vs. Livingstone	1993
194	Lamonte Still vs. Johnson C. Smith	1994
193	Malcolm Benson vs. Morgan State	1995
191	Ardell Daniels vs. Savannah State	2004
188	Jeremiah Schwartz v. Savannah State	2012
184	Tyrone Mayer vs. Morgan State	1995
181	Alonzo Coleman vs. Florida A&M	2006
180	Alonzo Coleman vs. Bethune-Cookman	2006
178	Montrell Coley vs. S. Carolina State	2000
178	Montrell Coley vs. S. Carolina State	1997
176	Jorrian Washington vs. S. Carolina State	2014
176	Lamonte Still vs. Norfolk State	1994
174	Robert Smith vs. Morgan State	2001
174	Carlos Fleeks vs. Cheyney	1992
172	Alonzo Coleman vs. Howard	2006
172	Alonzo Coleman vs. Gardner-Webb	2005
169	Ardell Daniels vs. S. Carolina State	2004
169	Demetrius Hall vs. Virginia State	1987
168	Alonzo Coleman vs. Savannah State	2003
168	Rian Thompson vs. Bethune-Cookman	2002
168	Montrell Coley vs. Morgan State	1999
166	Marcus Hampton vs. N.C. Central	2013
166	Montrell Coley vs. Norfolk State	1997
165	Alonzo Coleman vs. Delaware State	2003
165	Tim Dudley vs. District of Columbia	1988
163	Alonzo Coleman vs. Bethune-Cookman	2005
163	Montrell Coley vs. Southern Utah	2000
163	Carlos Fleeks vs. Johnson C. Smith	1992
163	Carlos Fleeks vs. Morehouse	1992
162	Rian Thompson vs. Howard	2003
161	Kevin Beverly vs. Florida A&M	2007
160	Tim Dudley vs. West Virginia Tech	1988
158	Kevin Beverly vs. Winston-Salem State	2007
157	Antwon Chisholm vs. Delaware State	2010
156	Rian Thompson vs. Delaware State	2003
156	Tim Dudley vs. Tuskegee	1990
155	Lamonte Still vs. Fayetteville State	1994
155	Carl Painter vs. Bowie State	1987

155	Carl Painter vs. District of Columbia	1987
154	Van Morgan vs. North Carolina A&T	2007
154	Montrell Coley vs. Delaware State	1999
154	Todd Harvey vs. Winston-Salem State	1992
152	Charles Jackson vs. Florida A&M	1997
151	Lamonte Still vs. Grambling State	1994
150	Steve Robinson vs. Florida A&M	2009
150	Alonzo Coleman vs. Morgan State	2003
150	Tyrone Mayer vs. Clark-Atlanta	1996
149	Demetrius Hall vs. Elizabeth City State	1987
147	Dwayne Garrett vs. Florida A&M	2015
147	Anthony Smith vs. Elizabeth City State	1993
145	Montrell Coley vs. Grambling State	1999
144	Malcolm Benson vs. Virginia Union	1994
143	Alonzo Coleman vs. New Hampshire	2006
143	Terrance Warren vs. Johnson C. Smith	1991
142	Jorrian Washington vs. Delaware State	2014
142	Ardell Daniels vs. Savannah State	2005
142	Carlton Morant vs. Delaware State	2002
142	Pete Holloway vs. Virginia Union	1990
141	Antwon Chisholm vs. Alabama A&M	2011
141	Alonzo Coleman vs. S. Carolina State	2003
140	Antwon Chisholm vs. Delaware State	2011
140	Ardell Daniels vs. Norfolk State	2005
140	Alonzo Coleman vs. Gardner-Webb	2004
140	Alonzo Coleman vs. North Carolina A&T	2005
138	Carlos Fleeks vs. Tuskegee	1992
137	Jorrian Washington vs. Morgan State	2013
137	Dennis Mathis vs. Morgan State	2008
137	Ardell Daniels vs. Norfolk State	2004
137	Andre White vs. Morehouse	1988
136	Jeremiah Schwartz vs. Delaware State	2012
136	Derrick McIlwain vs. Norfolk State	1999
136	Anthony Jones vs. Morehouse	1987
135	LaMarcus Coker vs. Delaware State	2009
133	Van Morgan vs. Savannah State	2005
133	Ardell Daniels vs. Gardner-Webb	2005
133	Montrell Coley vs. Norfolk State	1998
133	Tyrone Mayer vs. Norfolk State	1995
132	Montrell Coley vs. S. Carolina State	1998
132	Tim Dudley vs. North Carolina Central	1990
132	Pete Holloway vs. Norfolk State	1989
130	Tyrone Mayer vs. Virginia State	1996
130	Carlos Fleeks vs. Virginia Union	1992
129	Jeremiah Schwartz vs. N.C. Central	2012
127	Jorrian Washington vs. Delaware State	2013
127	Malcolm Benson vs. Morris Brown	1993
127	Carl Painter vs. Winston-Salem State	1987
126	Alonzo Coleman vs. Morgan State	2005
126	Alonzo Coleman vs. Howard	2004
126	Alonzo Coleman vs. Bethune-Cookman	2004
126	Carl Painter vs. Norfolk State	1987
125	LaMarcus Coker vs. Howard	2009
125	Alonzo Coleman vs. Florida A&M	2005
125	Carlos Fleeks vs. Winston-Salem State	1992
124	LaMarcus Coker vs. Howard	2008
124	Tyrone Mayer vs. Bethune-Cookman	1996
123	Tim Dudley vs. Morehouse	1990
122	LaMarcus Coker vs. Alabama A&M	2009
121	Yahkee Johnson vs. Delaware State	2016
120	Eric Carter vs. Bethune-Cookman	2014
120	Alonzo Coleman vs. Savannah State	2004
120	Montrell Coley vs. Florida A&M	1998
120	Pete Holloway vs. Tuskegee	1990
119	Jorrian Washington vs. Norfolk State	2013
119	LaMarcus Coker vs. Bethune-Cookman	2009
119	Tim Dudley vs. Tuskegee	1989
118	Montrell Coley vs. Bethune-Cookman	2000
117	Pete Holloway vs. Elizabeth City State	1990
116	Jeremiah Schwartz vs. Norfolk State	2012
116	Tyrone Mayer vs. Fayetteville State	1995
115	Yahkee Johnson vs. William & Mary	2016
115	Rian Thompson vs. Howard	2002
115	Alonzo Coleman vs. Norfolk State	2005
114	Antwon Chisholm vs. North Carolina A&T	2010
114	Ardell Daniels vs. Florida A&M	2005



114	Darrell Flythe vs. Virginia Union	1994
113	Eric Carter vs. Delaware State	2014
113	Jeremiah Schwartz vs. Morgan State	2012
113	Montrell Coley vs. Winston-Salem State	2000
113	Derrick McIlwain vs. S. Carolina State	1999
113	Derrick McIlwain vs. Delaware State	1998
113	Tim Dudley vs. Elizabeth City State	1988
112	Yahkee Johnson vs. Savannah State	2016
112	Christopher Dukes vs. Morgan State	2012
112	LaMarcus Coker vs. North Carolina A&T	2009
112	Rian Thompson vs. North Carolina A&T	2002
112	Robert Smith vs. Norfolk State	2001
112	Tim Dudley vs. Morehouse	1989
111	Ardell Daniels vs. Morgan State	2004
111	Todd Harvey vs. Elizabeth City State	1992
110	Ardell Daniels vs. Bethune-Cookman	2005
110	Robert Smith vs. S. Carolina State	2001
110	Montrell Coley vs. S. Carolina State	1999
110	Tim Dudley vs. North Carolina Central	1989
109	LaMarcus Coker vs. Winston-Salem State	2009
109	LaMarcus Coker vs. S. Carolina State	2008
109	Ardell Daniels vs. Jackson State	2005
109	Alonzo Coleman vs. North Carolina A&T	2003
109	Tyrone Mayer vs. Howard	1995
109	Demetrius Hall vs. Central State	1987
108	Anthony Smith vs. Morgan State	1995
108	Carlos Fleeks vs. Morehouse	1991
108	Demetrius Hall vs. Tuskegee	1987
107	Travis Hailes vs. Bowie State	2002
107	Ataveus Cash vs. Bethune-Cookman	2000
106	LaMarcus Coker vs. Bethune-Cookman	2008
106	Alonzo Coleman vs. North Carolina A&T	2004
106	Charles Jackson vs. Bethune-Cookman	1997
106	Anthony Smith vs. Elizabeth City State	1994
105	Brian Swain vs. Howard	2012
105	Montrell Coley vs. North Carolina A&T	2000
105	Alonzo Coleman vs. Norfolk State	2004
104	David Legree vs. Alabama A&M	2011
104	Alonzo Coleman vs. Savannah State	2005
104	Pete Holloway vs. Morehouse	1989
103	Eric Carter vs. Howard	2014
103	Lamonte Still vs. Howard	1994
102	Travis Hailes vs. Delaware State	2002
102	Tyrone Mayer vs. Florida A&M	1996
101	Jeremiah Schwartz vs. Florida A&M	2012
101	Steve Robinson vs. Winston-Salem State	2009
101	Alonzo Coleman vs. S. Carolina State	2005
101	Robert Smith vs. North Carolina A&T	2001
101	Vincent Davis vs. C.W. Post	1994
101	Lamonte Still vs. Morehouse	1994
101	Anthony Smith vs. Morris Brown	1993
101	Carlos Fleeks vs. Norfolk State	1992
101	Tim Dudley vs. Livingstone	1988
100	Montrell Coley vs. Bethune-Cookman	1998
100	Carlos Fleeks vs. Virginia State	1992
100	Pete Holloway vs. Elizabeth City State	1989

Career Leaders – Passing

Matt Montgomery	1991-94	7,839
Roy Johnson	1996-99	7,086
Princeton Shepherd	2003-06	5,116
Jaylian Williamson	2012-16	4,245
David Legree	2009-11	4,118
Timothy Frazier	2000-03	4,035
Russell Seaton	1975-77	3,922
Herbert Byne	2007-10	3,833
DeRocke Croom	1987-90	3,022
Ataveus Cash	1998-2001	2,634

300-Yard Passing Games

407	Jaylian Williamson vs. Old Dominion	2014
403	Herbert Byne vs. Southern Illinois	2008
401	Herbert Byne vs. Florida A&M	2008
394	Matt Montgomery vs. Tuskegee	1991
388	Jaylian Williamson vs. North Carolina A&T	2016
361	Timothy Frazier vs. Florida A&M	2003

348	Herbert Byne vs. Winston-Salem State	2008
348	Matt Montgomery vs. North Carolina Central	1991
347	Travis Champion vs. Florida A&M	2012
335	David Watford vs. Kentucky State	2015
335	Jaylian Williamson vs. William & Mary	2014
326	Matt Montgomery vs. Virginia State	1993
319	Roy Johnson vs. William & Mary	2004
318	Matt Montgomery vs. Norfolk State	1992
310	T.J. Mitchell vs. Howard	2007

Single-Season Leaders – Passing Yards

Herbert Byne	2008	2,713
T.J. Mitchell	2007	2,309
Jaylian Williamson	2016	2,290
Matt Montgomery	1994	2,118
David Watford	2015	2,088
Matt Montgomery	1992	2,000
Matt Montgomery	1991	1,949
Roy Johnson	1999	1,946
Roy Johnson	1998	1,892
Princeton Shepherd	2004	1,890
Matt Montgomery	1993	1,772

Career Leaders – Pass Completions

Matt Montgomery	1991-94	545
Roy Johnson	1996-99	502
Jaylian Williamson	2012-16	392
Princeton Shepherd	2003-06	366
David Legree	2009-11	332
Timothy Frazier	2000-03	298
Russell Seaton	1975-77	284
Herbert Byne	2007-10	268
T.J. Mitchell	2006-07	210
Ataveus Cash	1998-2001	195

Single-Season Leaders – Pass Completions

Herbert Byne	2008	199
Jaylian Williamson	2016	193
T.J. Mitchell	2007	173
David Watford	2015	167
Princeton Shepherd	2006	150
Matt Montgomery	1994	148
David Legree	2011	141
David Legree	2010	138
Matt Montgomery	1992	136
Roy Johnson	1998	134

Career Leaders – Touchdown Passes

Matt Montgomery	1991-94	63
Russell Seaton	1975-77	51
Princeton Shepherd	2003-06	48
Roy Johnson	1996-99	45
Timothy Frazier	2000-03	30
Herbert Byne	2007-10	27
David Legree	2009-11	26
Kevin Joiner	1981-82	24
Jaylian Williamson	2012-16	23
David Watford	2015	21
T.J. Mitchell	2006-07	20

Single-Season Leaders – Touchdown Passes

Matt Montgomery	1992	25
David Watford	2015	21
Russell Seaton	1976	20
Herbert Byne	2008	19
Russell Seaton	1977	19
Princeton Shepherd	2004	18
Roy Johnson	1998	17
Princeton Shepherd	2006	17
T.J. Mitchell	2007	17
Matt Montgomery	1994	15

Year-By-Year Passing Leaders

Year	Name	Comp	Att	Yards	TD
1949	James Dillard	14	25	233	3
1950	James Dillard	23	42	277	2

1951	Herbert Scott	22	59	292	2
1952	William Casey	27	62	459	4
1953	--	--	--	--	--
1954	Richard Clary	13	--	435	--
1955	Richard Clary	31	82	369	3
1956	Louis Shackelford	25	52	361	2
1957	Louis Shackelford	16	43	186	2
1958	Louis Shackelford	28	76	279	4
1959	Louis Shackelford	21	60	227	0
1960	James Young	30	62	421	3
1961	Jon Thomas	51	85	503	1
1962	Carey Hughley	45	103	640	4
1963	Carey Hughley	70	170	996	10
1964	Carey Hughley	67	193	794	4
1965	Raymond Collins	29	61	34	1
1966	Lionel Williams	65	160	1,144	13
1967	Lionel Williams	84	180	1,196	12
1968	Lionel Williams	61	140	847	3
1969	Tillman Sease	90	203	918	4
1970	Tillman Sease	85	214	968	2
1971	Tillman Sease	72	180	971	5
1972	Reginald Johns	44	98	421	4
1973	Dwight Joyner	31	105	387	2
1974	Dwight Joyner	56	137	692	3
1975	Russell Seaton	77	178	1,065	12
1976	Russell Seaton	84	204	1,292	20
1977	Russell Seaton	123	280	1,565	19
1978	Jenson Baker	67	181	924	6
1979	Fred Randolph	36	85	459	4
1980	Mark Roberts	38	78	710	5
1981	Kevin Joyner	57	119	746	12
1982	Kevin Joyner	59	125	875	12
1983	Rodney Alderman	32	95	526	2
1984	Marco Stacy	36	97	489	4
1985	Marco Stacy	34	89	796	10
1986	Anthony Pilott	63	129	993	6
1987	DeRocke Croom	33	586	554	5
1988	Russell Johnson	66	170	1,437	14
1989	DeRocke Croom	67	177	1,124	8
1990	DeRocke Croom	74	182	1,344	6
1991	Matt Montgomery	129	305	1,949	10
1992	Matt Montgomery	136	252	2,000	25
1993	Matt Montgomery	132	228	1,772	13
1994	Matt Montgomery	148	251	2,118	15
1995	Sekou Wilson	90	186	1,355	9
1996	Roy Johnson	131	256	1,757	10
1997	Roy Johnson	113	217	1,491	9
1998	Roy Johnson	134	250	1,892	17
1999	Roy Johnson	124	247	1,946	9
2000	Ataveus Cash	99	218	1,501	9
2001	Ataveus Cash	90	179	1,030	7
2002	Timothy Frazier	101	201	1,351	11
2003	Timothy Frazier	97	204	1,586	11
2004	Princeton Shepherd	108	200	1,890	18
2005	Princeton Shepherd	76	134	1,055	8
2006	Princeton Shepherd	150	222	1,750	17
2007	T.J. Mitchell	173	332	2,309	17
2008	Herbert Byne	199	353	2,713	19
2009	Herbert Byne	59	115	987	8
2010	David Legree	138	288	1,679	9
2011	David Legree	141	229	1,636	10
2012	Travis Champion	119	202	1,237	8
2013	Bryan Bailey	96	171	1,131	9
2014	Jaylian Williamson	109	172	1,259	6
2015	David Watford	167	315	2,088	21
2016	Jaylian Williamson	193	340	2,290	11

Career Leaders – Receiving Yards

Johnnie Barnes	1988-91	3,090
Zuriel Smith	1999-2002	2,750
Mike Jenkins	1993-96	2,629
Jerome Mathis	2002-04	2,456
Twann Mixson	2012-	1,271
Marquay McDaniel	2003-06	2,026
Jeremy Gilchrist	2006-08	1,796
Reggie Midget	1974-77	1,790

Shaun Parker	1989-92	1,645
Rashawn Proctor	2013-16	1,630

Single-Season Leaders – Receiving Yards

Jeremy Gilchrist	2007	1,043
Twarn Mixson	2015	1,027
Rashawn Proctor	2016	997
Jerome Mathis	2003	977
Mike Jenkins	1996	963
Johnnie Barnes	1988	951
Johnnie Barnes	1991	934
Justin Brown	2008	887
Mike Jenkins	1995	836
Zuriel Smith	2000	816

Career Leaders – Receptions

Zuriel Smith	1999-2002	189
Twarn Mixson	2012-16	185
Marquay McDaniel	2003-06	151
Mike Jenkins	1993-96	148
Johnnie Barnes	1988-91	134
Jeremy Gilchrist	2006-08	128
Rashawn Proctor	2013-16	124
Javaris Brown	2010-12	112
Isaiah Thomas	2007-11	111
Antwon Chisholm	2010-13	108
Shaun Parker	1989-92	108

Single-Season Leaders – Receptions

Rashawn Proctor	2016	70
Jeremy Gilchrist	2007	69
Twarn Mixson	2015	59
Marquay McDaniel	2006	59
Zuriel Smith	2001	58
Onrea Jones	2006	57
Justin Brown	2008	56
Mike Jenkins	1996	56
Zuriel Smith	2002	53
Isaiah Thomas	2011	52
Mike Jenkins	1995	52

Career Leaders – Touchdown Receptions

Johnnie Barnes	1988-91	22
Marquay McDaniel	2003-06	22
Twarn Mixson	2012-16	21
Jerome Mathis	2002-04	21
Zuriel Smith	1999-2002	21
Mike Jenkins	1993-96	20
Reggie Midget	1974-77	16
Javaris Brown	2010-12	12
Isaiah Thomas	2007-11	11
Justin Brown	2007-08	11
Warren Broughton	1996-99	11
Shaun Parker	1989-92	11
Anthony Smith	1976-80	11

Single-Season Leaders – Touchdown Receptions

Marquay McDaniel	2006	14
Johnnie Barnes	1988	10
Twarn Mixson	2015	9
Justin Brown	2008	9
Jerome Mathis	2004	9
Jerome Mathis	2003	9
Anthony Smith	1980	8
Mike Jenkins	1994	8
Jeremy Gilchrist	2007	7
Mike Jenkins	1995	7
Johnnie Barnes	1991	7
Twarn Mixson	2014	6
Reginald Hicks	2011	6
Isaiah Thomas	2009	6
Marquay McDaniel	2005	6
Zuriel Smith	2002	6
Zuriel Smith	2001	6
Warren Broughton	1998	6
Timothy Benson	1992	6

Shaun Parker	1992	6
Lewey Hale	1976	6
Reggie Midget	1977	6

100-Yard Receiving Games (Since 1986)

234	Jerome Mathis vs. Gardner-Webb	2004
223	Mike Jenkins vs. C.W. Post	1994
219	Johnnie Barnes vs. Livingstone	1988
207	Tyrone Tolbert vs. Florida A&M	1997
205	Warren Broughton vs. William & Mary	1998
192	Onrea Jones vs. Richmond	2005
188	Rashawn Proctor vs. North Carolina A&T	2016
188	Jerome Mathis vs. William & Mary	2004
177	Jeremy Gilchrist vs. Delaware State	2007
176	Johnnie Barnes vs. Virginia State	1991
175	Mike Jenkins vs. Elizabeth City State	1995
174	Mike Jenkins vs. Delaware State	1996
172	Twarn Mixson vs. Savannah State	2015
165	Mike Jenkins vs. Howard	1995
163	Justin Brown vs. Southern Illinois	2008
163	Mike Jenkins vs. Norfolk State	1996
161	Rashawn Proctor vs. Old Dominion	2016
160	Michael Compton vs. Delaware State	2001
160	Zuriel Smith vs. S. Carolina State	2001
158	Terrence Warren vs. Tuskegee	1990
156	Johnnie Barnes vs. North Carolina Central	1991
152	Justin Brown vs. Norfolk State	2007
150	Zuriel Smith vs. Norfolk State	2000
149	Marquay McDaniel vs. Florida A&M	2005
147	Justin Brown vs. Florida A&M	2008
147	Jeremy Gilchrist vs. Bethune-Cookman	2007
146	Jerome Mathis vs. Tuskegee	2003
145	SeQuan Gooding vs. Bethune-Cookman	2014
143	Dyrri McCain vs. North Carolina Central	2011
142	Zuriel Smith vs. S. Carolina State	2002
142	Shaun Parker vs. Tuskegee	1991
141	Javaris Brown vs. Florida A&M	2010
141	Jerome Mathis vs. Florida A&M	2003
141	Zuriel Smith vs. S. Carolina State	2000
140	Johnnie Barnes vs. Elizabeth City State	1988
136	Twarn Mixson vs. North Carolina A&T	2015
136	Mike Jenkins vs. Morgan State	1996
135	Twarn Mixson vs. Kentucky State	2015
133	Justin Brown vs. Howard	2008
131	Timothy Benson vs. Tuskegee	1991
131	Shaun Parker vs. North Carolina Central	1990
130	Twarn Mixson vs. South Carolina St.	2016
130	Vincent Davis vs. Delaware State	1995
130	Johnnie Barnes vs. Bowie State	1988
129	Terrence Warren vs. Norfolk State	1992
126	Johnnie Barnes vs. North Carolina Central	1989
124	Rashawn Proctor vs. South Carolina St.	2016
124	Jerome Mathis vs. Bethune-Cookman	2002
124	Zuriel Smith vs. Bethune-Cookman	2001
124	Mike Jenkins vs. Morehouse	1995
123	Twarn Mixson vs. William & Mary	2014
123	Dyrri McCain vs. Princeton	2011
122	Isaiah Thomas vs. Morgan State	2009
122	Zuriel Smith vs. Delaware State	2000
122	Mike Jenkins vs. Norfolk State	1994
122	Johnnie Barnes vs. Virginia State	1988
121	Johnnie Barnes vs. Tuskegee	1990
119	Twarn Mixson vs. Howard	2015
119	Rayshad Riddick vs. Old Dominion	2014
119	Kyle Payne vs. William & Mary	1997
119	Johnnie Barnes vs. Norfolk State	1990
118	Onrea Jones vs. Savannah State	2005
118	Johnnie Barnes vs. Morehouse	1990
118	Carl Painter vs. Virginia Union	1987
115	Jerome Mathis vs. Norfolk State	2002
115	Marquay McDaniel vs. Norfolk State	2006
114	Johnnie Barnes vs. Virginia Union	1988
113	Jorrian Washington vs. William & Mary	2014
113	Derek Faulkner vs. Morgan State	2005
113	Terrence Green vs. Morehouse	1988
113	Marquay McDaniel vs. Grambling State	2006

112	Zuriel Smith vs. Howard	2000
112	Jeremy Gilchrist vs. North Carolina A&T	2007
111	Leon Shorter vs. Norfolk State	2013
111	Justin Brown vs. Winston-Salem State	2008
110	Lamonte Still vs. Johnson C. Smith	1994
110	Jeremy Gilchrist vs. S. Carolina State	2007
110	Kevin Teel vs. Howard	2007
109	Jerome Mathis vs. S. Carolina State	2004
109	Zuriel Smith vs. Howard	2002
108	Michael Compton vs. Winston-Salem State	2000
107	Jerome Mathis vs. Morgan State	2003
107	Jeremy Gilchrist vs. Morgan State	2007
106	Isaiah Thomas vs. Florida A&M	2009
106	Justin Brown vs. Delaware State	2008
106	Montrell Coley vs. Delaware State	1998
106	Johnnie Barnes vs. Tuskegee	1988
105	Twarn Mixson vs. Norfolk State	2013
104	Damon McDaniel vs. North Carolina A&T	2009
104	Marquay McDaniel vs. Howard	2006
103	Javaris Brown vs. Morgan State	2010
103	Matt Williams vs. William & Mary	1998
103	Onrea Jones vs. Central State	2006
102	Rashawn Proctor vs. Delaware State	2016
102	Warren Broughton vs. Liberty	1998
102	Shaun Parker vs. North Carolina Central	1992
101	Antonio Ricks vs. Liberty	1996
101	Shaun Parker vs. Elizabeth City State	1991
100	Twarn Mixson vs. Florida A&M	2015
100	Johnnie Barnes vs. Virginia State	1989

Year-By-Year Receiving Leaders

Year	Name	Rec.	Yards	TD	Avg.
1949	Charles Lewis	29	410	6	14.1
1950	Robert Ayers	22	316	5	14.4
1951	Robert Ayers	20	167	2	8.4
1952	Harry Eason	10	157	0	8.4
1953	--	--	--	--	15.7
1954	John Harris	10	--	--	--
1955	John Harris	21	184	2	8.8
1956	Clyde Clark	12	143	0	11.9
1957	Clyde Clark	15	155	0	10.3
1958	Moses Easter	12	169	0	14.1
1959	Charles Bey	14	213	1	15.2
1960	Charles Bey	31	469	3	15.1
1961	Vernon Anthony	20	239	1	11.9
1962	Vernon Anthony	18	276	1	15.3
1963	Marcellus King	29	479	4	16.5
1964	Marcellus King	23	257	0	11.2
1965	Charles Smith	22	263	1	11.9
1966	Dave Hayden	15	338	1	22.5
1967	Dave Hayden	29	473	3	16.3
1968	Robert Johnson	21	503	3	23.9
1969	Robert Johnson	37	450	3	12.2
1970	Robert Johnson	47	619	2	13.2
1971	Robert Johnson	30	435	6	14.5
1972	Bobby Brown	23	205	0	8.9
1973	Charles Robinson	12	244	2	20.2
1974	Reggie Midget	23	476	2	20.6
1975	Reggie Midget	27	415	5	15.4
1976	Larry Williams	21	303	5	14.4
1977	Reggie Midget	33	562	6	17.0
1978	Anthony Smith	15	282	0	18.6
1979	Glen Johnson	15	174	1	11.6
1980	Anthony Smith	24	462	2	19.3
1981	Anthony Smith	28	508	8	18.1
1982	Wallace Young	22	222	3	10.1
1983	Wallace Young	15	169	2	11.3
1984	Bruce Twyner	20	458	2	22.9
1985	Larry Archie	13	163	1	12.5
1986	Darryl Skinner	12	373	4	31.1
1987	Herbert Skinner	13	338	2	26.0
1988	Herbert Skinner	15	307	1	20.5
1989	Johnnie Barnes	30	941	19	31.4
1990	Johnnie Barnes	28	584	4	20.9
1991	Johnnie Barnes	26	621	1	23.9
1992	Johnnie Barnes	50	934	7	18.7



1992	Shaun Parker	48	705	6
1993	Craig Rainey	37	587	3
1994	Lamonte Still	38	413	1
1995	Mike Jenkins	52	836	7
1996	Mike Jenkins	56	963	5
1997	Kyle Payne	36	509	1
1998	Matt Williams	48	636	4
1999	Warren Broughton	31	504	2
2000	Zuriel Smith	47	816	5
2001	Zuriel Smith	58	732	6
2002	Zuriel Smith	53	773	6
2003	Jerome Mathis	40	977	9
2004	Jerome Mathis	29	864	9
2005	Marquay McDaniel	42	637	6
2006	Marquay McDaniel	59	786	14
2007	Jeremy Gilchrist	69	1,043	7
2008	Justin Brown	56	887	9
2009	Isaiah Thomas	27	550	6
2010	Javaris Brown	40	639	5
2011	Dyrri McCain	44	673	5
2012	Andre Griffin	25	311	2
2013	Antwon Chisholm	49	540	5
2014	Twarn Mixson	50	615	6
2015	Twarn Mixson	59	1,027	9
2016	Rashawn Proctor	70	997	3

Career Leaders – Punt Return Yards

Marquay McDaniel	2003-06	1,907
Zuriel Smith	1999-2002	1,145
Jeremy Gilchrist	2006-08	817
Darryl Skinner	1983-86	597
Antonio Ricks	1994-97	557
Clarence Bailey	1984-85	513
Kevin White	1992-95	488
Donald Turner	1996-98	411
Travis Coleman	1998-2001	397
Shaun Parker	1989-91	296

Single-Season Leaders – Punt Return Yards

Marquay McDaniel	2005	714
Marquay McDaniel	2003	514
Zuriel Smith	2001	514
Zuriel Smith	2002	500
Marquay McDaniel	2004	440
Jeremy Gilchrist	2008	437
Jeremy Gilchrist	2007	380
Kevin White	1992	354
Antonio Ricks	1994	348
Clarence Bailey	1984	287

Year-By-Year Punt Return Leaders

Year	Name	No.	Yards	Avg.
1973	Michael Parker	3	63	21.0
1974	Ronald Montgomery	4	41	10.3
1975	Nathaniel Taylor	12	51	4.3
1976	Lewey Hale	12	130	10.8
1977	Donovan Rose	15	116	7.7
1978	Donovan Rose	14	67	4.8
1979	Anthony Armstrong	4	62	15.5
1980	Richard Coggins	10	107	10.7
1981	Bruce Twyner	10	67	6.7
1982	Oliver James	13	124	9.5
1983	Darryl Skinner	12	132	11.0
1984	Clarence Bailey	15	287	19.1
1985	Darryl Skinner	19	246	12.9
1986	Darryl Skinner	11	110	10.0
1987	Mark Brailey	16	138	8.6
1988	--	--	--	--
1989	Shaun Parker	7	104	14.9
1990	Shaun Parker	23	192	8.3
1991	--	--	--	--
1992	Kevin White	35	354	10.1
1993	Kevin White	6	35	5.8
1994	Antonio Ricks	32	348	10.9
1995	Kevin White	8	99	12.4
1996	Antonio Ricks	24	130	5.4

1997	Donald Turner	27	239	8.9
1998	Willie Bennett	10	146	14.6
1999	Travis Coleman	19	181	9.5
2000	Travis Coleman	10	172	17.7
2001	Zuriel Smith	29	514	17.7
2002	Zuriel Smith	27	500	18.5
2003	Marquay McDaniel	41	514	12.5
2004	Marquay McDaniel	26	440	16.9
2005	Marquay McDaniel	49	714	14.6
2006	Marquay McDaniel	28	239	8.5
2007	Jeremy Gilchrist	20	380	19.0
2008	Jeremy Gilchrist	28	437	15.6
2009	Damon McDaniel	15	171	11.4
2010	Isaiah Thomas	9	106	11.8
2011	Justin Blake	9	76	8.4
2012	Aaron Matthews	9	102	11.3
2013	Antwon Chisholm	6	27	4.5
2014	Rayshad Riddick	12	35	2.9
2015	Rayshad Riddick	13	119	9.2
2016	Ronald Bell	5	52	10.4

Career Leaders – Kickoff Return Yards

Kevin Teel	2005-08	2,060
Jorrian Washington	2011-14	1,932
Terrance Patrick	2000-03	1,814
Jerome Mathis	2002-04	1,648
Antonio Ricks	1994-97	1,213
Shaun Parker	1989-91	945
Antwon Chisholm	2010-13	916
Christopher Parker	1998-2001	829
Lewey Hale	1975-78	808

Single-Season Leaders – Kickoff Return Yards

Jerome Mathis	2004	888
Terrance Patrick	2001	854
Kevin Teel	2007	789
Kevin Teel	2006	718
Kevin Teel	2008	553
Jorrian Washington	2011	546
Jorrian Washington	2014	520
Shaun Parker	1991	483
Terrance Patrick	2002	465
Jorrian Washington	2013	447

Year-By-Year Kickoff Return Leaders

Year	Name	No.	Yards	Avg.
1972	Abraham Weldon	21	525	25.0
1973	David Walters	5	105	21.0
1974	Nathaniel Taylor	17	308	18.1
1975	Nathaniel Taylor	16	293	18.3
1976	Lewey Hale	20	380	19.0
1977	John Black	12	215	17.9
1978	Lewey Hale	6	159	26.5
1979	Anthony Armstrong	18	440	24.4
1980	Al Bryant	14	249	17.8
1981	Anthony Armstrong	8	202	25.3
1982	Oliver James	11	248	22.5
1983	Darryl Skinner	13	311	23.9
1984	Darryl Skinner	8	190	23.8
1985	Clarence Bailey	11	292	26.5
1986	--	--	--	--
1987	Alvin Tynes	21	421	20.0
1988	--	--	--	--
1989	Shaun Parker	10	235	23.5
1990	Shaun Parker	15	202	13.5
1991	Shaun Parker	28	483	17.3
1992	Terrence Warren	12	288	24.0
1993	Johann Fuller	9	202	22.4
1994	Kevin White	15	331	22.1
1995	Antonio Ricks	17	312	18.4
1996	Antonio Ricks	19	383	20.2
1997	Willie Bennett	11	225	20.5
1998	Willie Bennett	16	363	22.7
1999	Christopher Parker	15	299	19.9
2000	Terrance Patrick	14	293	20.9

2001	Terrance Patrick	31	854	27.5
2002	Terrance Patrick	19	465	24.5
2003	Jerome Mathis	17	343	20.2
2004	Jerome Mathis	25	888	35.5
2005	Calvin Bannister	12	311	25.9
2006	Kevin Teel	23	718	31.2
2007	Kevin Teel	39	789	20.2
2008	Kevin Teel	15	553	36.9
2009	LaMarcus Coker	17	308	18.1
2010	Reggie Dixon	7	143	20.4
2011	Jorrian Washington	27	546	20.2
2012	Jorrian Washington	12	419	34.9
2013	Jorrian Washington	19	447	23.5
2014	Jorrian Washington	25	520	20.8
2015	Darius Banks	13	374	28.8
2016	Chase Powell	12	258	21.5

Career Leaders – Scoring

Alonzo Coleman	2003-06	384
Andrew Paterini	2003-06	361
Montrell Coley	1997-2000	326
Malcolm Benson	1993-95	212
Dennis Mahan	1979-82	212
Carl Painter	1983-87	192
Jerome Mathis	2002-04	180
Tellis Bolden	1999-2002	170
Ethan Pitts	1991-93	159
Zuriel Smith	1999-2002	158

Single-Season Leaders – Scoring

Montrell Coley	2000	172
Alonzo Coleman	2005	114
Ardell Daniels	2004	108
Alonzo Coleman	2003	108
Carlos Fleeks	1992	108
Andrew Paterini	2005	104
Andrew Paterini	2004	104
Jerome Mathis	2004	96
Carl Painter	1987	96
Andrew Paterini	2006	96

Career Leaders – Touchdowns

Alonzo Coleman	2003-06	64
Montrell Coley	1997-2000	53
Malcolm Benson	1993-95	35
Dennis Mahan	1979-82	35
David Legree	2009-11	33
Carl Painter	1983-87	32
Jerome Mathis	2002-04	30
Herbert Byne	2007-10	29
Ardell Daniels	2004-05	28
Zuriel Smith	1999-2002	26
DeRocke Croom	1987-90	25
Tim Dudley	1988-90	25

Single-Season Leaders – Touchdowns

Montrell Coley	2000	28
Herbert Byne	2008	21
Alonzo Coleman	2005	19
Ardell Daniels	2004	18
Carlos Fleeks	1992	18
Alonzo Coleman	2003	18
T.J. Mitchell	2007	18
Jerome Mathis	2004	16
Carl Painter	1987	16
Alonzo Coleman	2004	15
Marquay McDaniel	2006	15

Year-By-Year Scoring Leaders

Year	Name	TD	EP	FG	Pts.
1952	William Casey	6	0	0	36
1953	--	--	--	--	--
1954	--	--	--	--	--
1955	Herbert Bailey	4	0	0	24
	Richard Clary	4	0	0	24
1956	Herbert Bailey	2	2	0	14

1957	Adrian Nelson	3	0	0	18
1958	Norman Anderson	6	0	0	36
	Edward Henderson	6	0	0	36
1959	Louis Shackelford	5	4	0	34
1960	Willie Holland	9	1	0	55
1961	Willie Holland	14	*2	0	88
1962	Vernon Anthony	3	0	0	18
	John Boykin	3	0	0	18
1963	Marcellus King	6	0	0	36
1964	Henry Wiley	2	4	4	28
1965	Edward Tomlin	5	0	0	30
1966	Edward Tomlin	11	0	0	66
1967	Edward Tomlin	9	13	9	67
1968	Jack Jones	4	0	0	24
	Burlock Wells	4	0	0	24
1969	Robert Johnson	6	0	0	36
1970	David Walters	3	0	0	18
1971	Robert Johnson	6	0	0	36
1972	George Lockett	4	2	0	26
1973	Henry Tillman	2	0	0	12
	Charles Robinson	2	0	0	12
	J.C. Trower	2	0	0	12
1974	J.C. Trower	4	*1	0	26
1975	Larry Brooks	5	0	0	30
1976	Lewey Hale	9	*1	0	56
1977	Carl Turner	6	*2	0	40
1978	Lewey Hale	5	0	0	30
	Donnel Jones	5	0	0	30
	Howard Johnson	5	0	0	30
1979	Anthony Armstrong	7	*1	0	44
1980	--	--	--	--	--
1981	Dennis Mahan	9	0	0	54
1982	Dennis Mahan	10	0	0	60
1983	Bruce Twyner	7	0	0	42
1984	Clarence Bailey	3	0	0	18
1985	Carl Painter	10	0	0	60
1986	Pete Holloway	4	0	0	24
1987	Carl Painter	14	0	0	84
1988	Tim Dudley	12	*2	--	76
1989	DeRocke Croom	12	*1	--	76
1990	DeRocke Croom	11	0	0	66

1991	Tony Clomax	8	0	0	48
1992	Carlos Fleeks	18	--	--	108
1993	Kevin White	14	--	--	84
1994	Malcolm Benson	13	--	--	78
	Lamonte Still	13	--	--	78
1995	Malcolm Benson	10	1	--	62
1996	Terry Ricks	8	0	0	48
1997	Charles Jackson	9	0	0	54
1998	Montrell Coley	14	0	0	84
1999	Montrell Coley	8	*2	0	52
2000	Montrell Coley	28	0	0	172
2001	Robert Smith	11	0	0	66
2002	Tellis Bolden	0	44	10	74
2003	Alonzo Coleman	18	0	0	108
2004	Ardell Daniels	18	0	0	108
2005	Alonzo Coleman	19	0	0	114
2006	Andrew Paterini	0	48	16	96
2007	Carlo Turavani	0	11	36	69
2008	Carlo Turavani	0	30	12	66
2009	LaMarcus Coker	7	0	0	42
2010	Rodrigo Hernandez	0	18	6	36
	Javaris Brown	6	0	0	36
2011	Taurean Durham	0	36	10	66
2012	Jeremiah Schwartz	11	0	0	66
2013	Anthony Prevost	0	28	17	76
2014	Anthony Prevost	0	27	9	54
2015	Twarn Mixson	9	0	0	54
	Adam Brown	0	6	36	54
2016	Anthony Provost	0	22	4	34

*indicates 2-point conversion

Career Leaders – Total Tackles

Gareth Bonds	1989-92	389
Delbert Tyler	2010-13	383
Justin Durant	2003-06	339
James Chapman	1987-90	332
Joshua Thorne	2012-15	307
Reggie Doss	1976-77	281
Dirul Diaab	2001-04	238
Kendall Langford	2004-07	236
Deon Hunt	1996-99	220

Isaac Hilton	2000-03	205
--------------	---------	-----

Single-Season Leaders – Total Tackles

Darrell Flythe	1996	169
Reggie Doss	1977	156
Gareth Bonds	1991	133
Delbert Tyler	2013	131
Justin Durant	2005	124
Carvin Johnson	2013	122
Kitwana Jones	2003	116
Joshua Thorne	2013	115
Joshua Thorne	2014	113
Wakeem Goode	2008	111
Vernon Woodson	2002	111

Career Leaders – Solo Tackles

Gareth Bonds	1989-92	202
Deon Hunt	1996-99	180
Justin Durant	2003-06	176
James Chapman	1987-90	161
Delbert Tyler	2010-13	159
Darrell Flythe	1993-96	155
Reggie Doss	1976-77	147

Single-Season Leaders – Solo Tackles

Darrell Flythe	1996	110
Gareth Bonds	1991	87

Career Leaders – Interceptions

Melvin Crawford	1991-94	20
Stacy Saunders	1985-89	17
Leroy Graham	1974-77	13
Travis Oliver	2000-03	12

Single-Season Leaders – Interceptions

Stacy Saunders	1988	11
Jonathan Wilson	1991	10
Melvin Crawford	1992	8
Donovan Rose	1978	8





HAMPTON UNIVERSITY IN THE NCAA RECORD BOOKS

Most Touchdowns Scored on Total Returns – Game

5-Hampton vs. Virginia State, Sept. 22, 2001
(3 punt returns, 2 kickoff returns)

Most Overtime Periods

6-Florida A&M (39) vs. Hampton (38), Oct. 5, 1996

Most Points Scored in Overtime Period, Both Teams

77-Florida A&M (39) vs. Hampton (38), Oct. 5, 1996

Most Seasons Gaining 1,000 Yards or More Rushing

4-Alonzo Coleman, 2003-06

Two Players, Same Team, Each Gaining 1,000 Yards or More Rushing

Hampton, 2004-Alonzo Coleman (1,133) and Ardell Daniels
(1,098)

Hampton, 2005-Alonzo Coleman (1,326) and Ardell Daniels
(1,044)

Most Touchdowns Scored On Kickoff Returns

Season

5-Jerome Mathis, 2004

Most Touchdowns Scored On Kickoff Returns

Game

6-Jerome Mathis, 2001-04

Most Punt Returns

Career

144-Marquay McDaniel, 2003-06

Most Punt Return Yards

Career

1,907-Marquay McDaniel, 2003-06

Most Touchdowns Scored on Punt Returns

Game

3-Zuriel Smith vs. Virginia State, Sept. 22, 2001

ANNUAL CHAMPIONS

INDIVIDUAL

Scoring

2000-Montrell Coley (172 points, 15.6 ppg)

Kickoff Returns

2004-Jerome Mathis (25 ret., 888 yards, 35.5 avg.)

Punt Returns

1985-Darryl Skinner (19 ret., 425 yards, 22.4 avg.)

2002-Zuriel Smith (27 ret., 500 yards, 18.5 avg.)

2007-Jeremy Gilchrist (20 ret., 380 yards, 19.0 avg.)

Field Goals Made

2005-Andrew Paterini (20 made)

TEAM

Rushing Defense

1994-66.0 ypg

Scoring Offense

1994-46.4 ppg

Kickoff Returns

2001-28.2 avg.

2004-30.5 avg.

Kickoff Return Defense

2014-14.42 avg.

Punt Returns

2002-17.8 avg.

Turnovers Gained

2004-43

Fumbles Recovered

2004-20



CIAA/MEAC STATISTICAL CHAMPIONS

INDIVIDUAL

Total Offense

1963	Carey Hughley	1,023 yards
1967	Lionel Williams	1,462 yards
1992	Matt Montgomery	2,389 yards
2008	Herbert Bynes	2,616 yards

Rushing

1963	James Guthrie	513 yards
1966	Sandy Bowers	747 yards
1980	Dennis Mahan	1,109 yards
1981	Dennis Mahan	835 yards
1985	Carl Painter	1,170 yards
1989	Tim Dudley	1,013 yards
2000	Montrell Coley	1,582 yards
2003	Alonzo Coleman	1,137 yards
2005	Alonzo Coleman	1,326 yards
2009	LaMarcus Coker	1,027 yards
2012	Jeremiah Schwartz	1,043 yards

Passing

1961	John Thomas	503 yards
1967	Lionel Williams	1,196 yards
1977	Russell Seaton	1,565 yards
1992	Matt Montgomery	2,237 yards
2003	Timothy Frazier	1,586 yards
2007	T.J. Mitchell	2,309 yards
2008	Herbert Bynes	2,713 yards

Passing Yards Per Game

2015	David Watford	209.8 avg.
2016	Jaylian Williamson	208.2 avg.

Receptions

1955	Johnny Harris	21 receptions
1960	Charles Bey	31 receptions
1970	Robert Johnson	47 receptions
2007	Jeremy Gilchrist	69 receptions

Receptions Per Game

2014	Twarn Mixson	5.6 avg.
2015	Twarn Mixson	5.4 avg.
2016	Rashawn Proctor	6.4 avg.

Receiving Yards Per Game

2008	Justin Brown	80.6 avg.
2014	Twarn Mixson	68.3 avg.
2015	Twarn Mixson	93.4 avg.
2016	Rashawn Proctor	90.6 avg.

Scoring

1961	Willie Holland	88 points
1966	Edward Tomlin	66 points
1980	Dennis Mahan	86 points
1987	Carl Painter	96 points
1992	Carlos Fleeks	108 points
2000	Montrell Coley	172 points
2003	Alonzo Coleman	108 points
2005	Alonzo Coleman	114 points
2006	Andrew Paterini	96 points
2012	Jeremiah Schwartz	66 points

All-Purpose Yards

2003	Jerome Mathis	1,407 yards
2004	Jerome Mathis	1,950 yards
2014	Jorrian Washington	1,679 yards

Kickoff Returns

2004	Jerome Mathis	35.5 avg.
2006	Kevin Teel	31.2 avg.
2008	Kevin Teel	36.9 avg.

Punt Returns

2002	Zurriel Smith	18.5 avg.
2004	Marquay McDaniel	16.9 avg.

Tackles

1996	Darrell Flythe	169
2002	Vernon Woodson	111

Tackles Per Game

2014	Joshua Thorne	10.3 avg.
------	---------------	-----------

Tackles For Loss

2009	Brandon Peguese	16.0
------	-----------------	------

Sacks

2002	Isaac Hilton	13
2004	Micah Littlejohn	7
2008	Chris Baker	8.5
2009	Brandon Peguese	7.5

Fumbles Recovered

2009	Michael Swett	3
------	---------------	---

Passes Defended

2010	Micah Pellerin	16
2011	Micah Pellerin	19

Field Goals

2008	Carlo Turavani	1.09 avg.
2013	Anthony Prevost	1.42 avg.

Field Goal Percentage

2013	Anthony Prevost	89.5
------	-----------------	------

PAT Kicking Percentage

2016	Anthony Provost	100%
------	-----------------	------

Punting

1995	Todd Covington	39.0 avg.
2003	Cameron Muro	42.1 avg.
2004	Cameron Muro	41.9 avg.
2007	Jahmal Blanchard	43.1 avg.
2008	Jahmal Blanchard	43.1 avg.
2009	Jahmal Blanchard	43.9 avg.
2014	Christian Faber-Kinney	42.9 avg.
2015	Christian Faber-Kinney	40.9 avg.

TEAM

Total Offense

1988	392.8 yards/game
1992	449.3 yards/game
1994	506.8 yards/game

Total Defense

1985	196.6 yards/game
1994	261.8 yards/game
1997	238.5 yards/game
2006	271.5 yards/game

Rushing Offense

1992	257.8 yards/game
1993	239.2 yards/game
1994	327.2 yards/game
1997	223.6 yards/game
1999	219.2 yards/game
2000	254.8 yards/game

Rushing Defense

1994	65.7 yards/game
1997	97.0 yards/game
1998	95.9 yards/game

Passing Offense

1977	159.5 yards/game
2007	220.3 yards/game

2008	247.5 yards/game
2014	218.8 yards/game

Passing Defense

1975	76.0 yards/game
1993	143.8 yards/game
2005	136.2 yards/game
2006	135.9 yards/game

Pass Efficiency Defense

2011	98.4
------	------

Scoring Offense

2003	31.9 points/game
2004	43.6 points/game
2006	34.2 points/game
2007	29.9 points/game

Scoring Defense

1997	12.6 points/game
1998	14.4 points/game
2005	14.0 points/game
2006	14.5 points/game

Kickoff Returns

2001	28.2 avg.
2004	30.4 avg.
2006	25.3 avg.
2012	24.9 avg.

Punt Returns

2002	17.8 avg.
2004	15.8 avg.
2006	25.3 avg.

Net Punting

1998	35.6 net/punt
2002	35.6 net/punt
2003	37.6 net/punt
2006	34.8 net/punt
2007	37.0 net/punt
2009	36.0 net/punt
2012	35.9 net/punt
2013	37.5 net/punt

Field Goals

2013	18, 85.7%
2015	6, 85.7%

PAT Kicking

2012	23-23
------	-------

4th Down Conversions

2008	11-for-16 (68.8 percent)
------	--------------------------

Opponents 4th Down Conversions

2010	6-for-24 (25.0 percent)
------	-------------------------

Opponent Penalties

2012	90.2 avg.
------	-----------

Turnover Margin

2011	+13
------	-----

Red Zone Defense

2010	23-for-38 (60.5 percent; 19 TD, 4 FG)
------	---------------------------------------

On-side Kicks By

2016	1-2 (50%)
------	-----------



THE LAST TIME AN INDIVIDUAL HAD ...

50-59 Yard Rush

Hampton: Eric Carter at Delaware State, Oct. 25, 2014 (51)
Opponent: Michael Jones (54-TD) and Anthony Jordan (51-TD), Bethune-Cookman, Nov. 13, 2014

60-69 Yard Rush

Hampton: Jorrian Washington at North Carolina Central, Nov. 8, 2014 (62)
Opponent: Desmond Lawrence, North Carolina A&T, Oct. 9, 2014 (68-TD)

70-79 Yard Rush

Hampton: Christopher Dukes vs. North Carolina A&T, Oct. 3, 2015 (72)
Opponent: Kendell Anderson, William & Mary, Oct. 24, 2015 (71)

80-89 Yard Rush

Hampton: Jorrian Washington at Morgan State, Nov. 2, 2013 (88-TD)
Opponent: James Oliver, Florida A&M, Sept. 15, 2012 (81)

90-99 Yard Rush

Hampton: Montrell Coley vs. Grambling State, Sept. 15, 1999 (98)
Opponent: Tarik Cohen, North Carolina A&T, Sept. 29, 2016 (94-TD)

100-199 Rushing Yards, Game

Hampton: Eric Carter, Delaware State, Oct. 8, 2016 (125)
Opponent: Kendell Anderson, William & Mary, Oct. 24, 2015 (191)

200-249 Rushing Yards, Game

Hampton: Jeremiah Schwartz vs. Bethune-Cookman, Sept. 29, 2012 (201)
Opponent: Ali Culpepper, Morgan State, Nov. 17, 2001 (212)

250-Plus Rushing Yards, Game

Hampton: Montrell Coley vs. Morgan State, Nov. 18, 2000 (253)
Opponent: Tarik Cohen, North Carolina A&T, Sept. 29, 2016 (256)

Four Rushing Touchdowns, Game

Hampton: Alonzo Coleman at Florida A&M, Nov. 11, 2006 (4)
Opponent: Anthony Philyaw, Howard, Nov. 23, 2013 (4)

20-29 Rushing Attempts, Game

Hampton: Dwayne Garrett vs. Florida A&M, Nov. 7, 2015 (20)
Opponent: Tarik Cohen, North Carolina A&T, Sept. 29, 2016 (26)

30-39 Rushing Attempts, Game

Hampton: Dennis Mathis at Morgan State, Nov. 22, 2008 (34)
Opponent: Anthony Philyaw, Howard, Nov. 23, 2013 (34)

40-Plus Rushing Attempts, Game

Hampton: Rian Thompson vs. North Carolina A&T, Nov. 16, 2002 (40)
Opponent: Terrence Lefall, Howard, Nov. 5, 2011 (42)

60-69 Yard Pass

Hampton: David Legree to Isaiah Thomas at Norfolk State, Oct. 15, 2011 (64)
Opponent: Hasaan Klugh to Tarik Cohen, North Carolina A&T, Oct. 9, 2014 (68-TD)

70-79 Yard Pass

Hampton: Jaylian Williamson to Jorrian Washington at Old Dominion, Aug. 30, 2014 (75-TD)
Opponent: Terry Bradden to Willie Carter, Howard, Sept. 11, 2010 (78)

80-89 Yard Pass

Hampton: Jaylian Williamson to Rashawn Proctor at North Carolina A&T, Sept. 29, 2016 (83)
Opponent: Lewis Kindle to Tarik Cohen, North Carolina A&T, Oct. 12, 2013 (81-TD)

90-99 Yard Pass

Hampton: David Legree to Isaiah Thomas vs. Morgan State, Nov. 21, 2009 (90-TD)
Opponent: Never accomplished

200-299 Yards Passing, Game

Hampton: David Watford at Savannah State, Nov. 14, 2015 (263)
Opponent: Moses Skillon, Morgan State, Nov. 1, 2014 (252)

300-399 Yards Passing, Game

Hampton: Jaylian Williamson at N.C. A&T, Sept. 29, 2016 (388)
Opponent: Steve Cluley, William & Mary, Sept. 10, 2016 (302)

400-499 Passing Yards, Game

Hampton: Jaylian Williamson at Old Dominion, Aug. 30, 2008 (407)
Opponent: Floyd Haigler, Howard, Sept. 13, 2008 (448)

20-29 Pass Completions, Game

Hampton: David Watford at Norfolk State, Sept. 26, 2015 (21)
Opponent: Steve Cluley, William & Mary, Sept. 10, 2016 (20)

30-39 Pass Completions, Game

Hampton: Jaylian Williamson at North Carolina A&T, Sept. 29, 2016 (32)
Opponent: Ben Dougherty, Florida A&M, Nov. 1, 2003 (30)

40-49 Passing Attempts, Game

Hampton: David Watford vs. North Carolina A&T, Oct. 3, 2015 (40)
Opponent: Taylor Heinicke, Old Dominion, Aug. 30, 2014 (40)

50-59 Passing Attempts, Game

Hampton: Jaylian Williamson at North Carolina A&T, Sept. 29, 2016 (54)
Opponent: Garret Williams, Savannah State, Nov. 19, 2005

60-69 Passing Attempts, Game

Hampton: Herbert Byne at Florida A&M, Nov. 15, 2008 (61)
Opponent: Floyd Haigler, Howard, Sept. 13, 2008 (69)

Four Touchdown Passes, Game

Hampton: David Watford at Savannah State, Nov. 14, 2015 (4)
Opponent: David Washington, at Old Dominion, Sept. 4, 2016 (4)

300-Plus Total-Offense Yards, Game

Hampton: Jaylian Williamson, at North Carolina A&T, Sept. 29, 2016 (419)
Opponent: Steve Cluley, William & Mary, Sept. 10, 2016 (304)

7-9 Pass Receptions, Game

Hampton: Rashawn Proctor, S. Carolina State, Oct. 29, 2016, (7)
Opponent: Brian Brown and Reggie Diggs, Richmond, Sept. 12, 2015 (8)

10-13 Pass Receptions, Game

Hampton: Rayshawn Proctor, at N.C. A&T, Sept. 29, 2016 (12)
Opponent: Isaac White, Norfolk State, Oct. 18, 2014 (10)

100-149 Receiving Yards, Game

Hampton: Rashawn Proctor, S. Carolina State, Oct. 29, 2016, (124)
Opponent: Aris Scott, Delaware State, Oct. 10, 2015 (140)

150-199 Receiving Yards, Game

Hampton: Rayshawn Proctor, at N.C. A&T, Sept. 29, 2016 (188)
Opponent: Isaac White, Norfolk State, Oct. 18, 2014 (150)

200-299 Receiving Yards, Game

Hampton: Jerome Mathis vs. Gardner-Webb, Oct. 9, 2004 (234)
Opponent: Thomas Harris, Alabama A&M, Sept. 12, 2009 (224)

100-Plus Rushing and Receiving Yards, Game

Hampton: Lamonte Still vs. Johnson C. Smith, Oct. 1, 1994 (194 rush, 110 rec.)
Opponent: Not available

Two Receiving Touchdowns, Game

Hampton: SeQuan Gooding at Savannah State, Nov. 14, 2015
Opponent: Taquan West, S. Carolina State, Oct. 31, 2015

Three Receiving Touchdowns, Game

Hampton: Twarn Mixson vs. Kentucky State, Sept. 5, 2015 (4)
Opponent: Jevonte Philpot, Howard, Sept. 8, 2007

15-19 Tackles, Game

Hampton: Frank Morlock vs. Bethune-Cookman, Nov. 13, 2014 (15)
Opponent: Devin Rollins, Howard, Nov. 22, 2014 (19)

20-29 Tackles, Game

Hampton: DeVonte' Hawkins vs. Morgan State, Nov. 19, 2011 (24)
Opponent: R. McCullough, Bethune-Cookman, Nov. 3, 2007 (23)

Two Quarterback Sacks, Game

Hampton: Devan Johnson vs. Savannah State, Nov. 12, 2016
Opponent: Darius Leonard, Reggie Owens, James Settles, and Javon Hargrave, S. Carolina State, Oct. 31, 2015



THE LAST TIME AN INDIVIDUAL HAD ...

Three Quarterback Sacks, Game

Hampton: Miles Grooms vs. Bethune-Cookman, Nov. 13, 2014 (3.5)

Opponent: Andrew Carter, S. Carolina State, Sept. 28, 2013

Four Quarterback Sacks, Game

Hampton: Isaac Hilton vs. Bowie State, Oct. 12, 2002

Opponent: Alvis Graham, Florida A&M, Nov. 15, 2008

Five Tackles For Loss, Game

Hampton: Devan Johnson vs. Savannah State, Nov. 12, 2016 (5.5)

Opponent: Andrew Carter, S. Carolina State, Sept. 28, 2013

Six Tackles For Loss, Game

Hampton: Joshua Thorne at Delaware State, Oct. 25, 2014

Opponent: Never accomplished

Five Pass Breakups, Game

Hampton: Calvin Bannister vs. Morgan State, Sept. 25, 2004

Opponent: Harry Freeman, Norfolk State, Oct. 19, 2002

Six Pass Breakups, Game

Hampton: Micah Pellerin vs. North Carolina Central, Oct. 22, 2011

Opponent: Chris Scott, Tuskegee, Oct. 24, 1992 (8)

Intercepted Two Passes, Game

Hampton: Breon Key at Old Dominion, Aug. 30, 2014

Opponent: Travon Hunt, Howard, Sept. 18, 2015

Intercepted Three Passes, Game

Hampton: Dirul Diabb at Norfolk State, Oct. 13, 2001

Opponent: Levy Brown, Florida A&M, Nov. 1, 2003

Recovered Two Fumbles, Game

Hampton: Alveron Wright vs. Delaware State, Oct. 26, 2013

Opponent: Isaiah Worthy, Old Dominion, Aug. 30, 2014

Recovered Three Fumbles, Game

Hampton: Chris Williams vs. Norfolk State, Oct. 17, 1992

Opponent: Antoine Bethea, Howard, Sept. 13, 2003

Kicked a 50-Yard Field Goal

Hampton: Adam Brown vs. Howard, Sept. 17, 2016 (51)

Opponent: Never accomplished

Blocked Punt

Hampton: Robert Scott vs. Morgan State, Oct. 15, 2016

Opponent: Tevin Richard, S. Carolina State, Oct. 31, 2015

Punt Return Touchdown

Hampton: Rayshad Riddick at Savannah State, Nov. 14, 2015 (72)

Opponent: Andrew King, Morgan State, Oct. 17, 2015 (66)

Kickoff Return Touchdown

Hampton: Chase Powell, Savannah State, Nov. 12, 2016 (95)

Opponent: Ky'Jon Tyler, at Coastal Carolina, Nov. 26, 2016 (77)

Pass Interception Return Touchdown

Hampton: Brendan Cole at Savannah State, Nov. 14, 2015 (32)

Opponent: T.C. Livingston, Norfolk State, Nov. 19, 2016 (40)

Fumble Return Touchdown

Hampton: Darius Banks at Morgan State, Oct. 17, 2015 (83)

Opponent: Ryan Demming, Western Illinois, Aug. 29, 2013 (6)

Blocked PAT Returned for Two Points

Hampton: Robert McIntosh vs. Bethune-Cookman, Nov. 6, 2010

Opponent: Stephon Kelly, S. Carolina State, Oct. 30, 1999

Blocked Punt Returned for Touchdown

Hampton: Bruce Perry vs. Howard, Sept. 17, 2016

Opponent: Mykael Martin, North Carolina Central, Nov. 8, 2014 (20)

Blocked a Field Goal

Hampton: Chaka Diarrasouba vs. Delaware State, Oct. 10, 2015

Opponent: Marquis Ragland, North Carolina A&T, Sept. 29, 2016

Blocked Two Kicks in a Game

Hampton: Khambrel McGee at Western Illinois, Aug. 29, 2013

Opponent: Rodney Brown, Norfolk State, Oct. 19, 1991



1998 (Sports Network)

1. Georgia Southern
2. Northwestern State
3. Florida A&M
4. Western Illinois
5. Richmond
6. McNeese State
7. Appalachian State
8. Connecticut
9. Hampton
10. Tennessee State
11. Troy State
12. Massachusetts
13. Lehigh
14. Montana
15. Southern
16. William & Mary
17. Western Kentucky
18. Hofstra
19. South Florida
20. Bethune-Cookman
21. Illinois State
22. Delaware
23. Murray State
24. Montana State
25. Northern Iowa

1998 (USA Today/ESPN) – After Playoffs

1. Massachusetts
2. Georgia Southern
3. Northwestern State
4. Western Illinois
5. Florida A&M
6. Appalachian State
7. Connecticut
8. McNeese State
9. Richmond
10. Hampton
11. Troy State
12. Lehigh
13. Tennessee State
14. Montana
15. Illinois State
16. Southern
17. South Florida
18. Hofstra
19. William & Mary
20. Murray State
21. Colgate
22. Western Kentucky
23. Bethune-Cookman
24. Delaware
25. Montana State

2004 (Sports Network)

1. James Madison
2. Montana
3. William & Mary
4. Sam Houston State
5. Furman
6. New Hampshire
7. Delaware
8. Eastern Washington
9. Southern Illinois
10. Georgia Southern
11. Western Kentucky
12. Hampton
13. Harvard
14. Jacksonville State
15. Lehigh
16. Cal Poly
17. Northwestern State
18. Wofford
19. Lafayette
20. Alabama State
21. Penn

22. S. Carolina State
23. North Dakota State
24. Coastal Carolina
25. Northern Iowa

2004 (USA Today/ESPN)

1. James Madison
2. Montana
3. William & Mary
4. Sam Houston State
5. Furman
6. New Hampshire
7. Eastern Washington
8. Delaware
9. Southern Illinois
10. Georgia Southern
11. Western Kentucky
12. Hampton
13. Harvard
14. Lehigh
15. Cal Poly
16. Jacksonville State
17. Northwestern State
18. Wofford
19. Lafayette
20. Alabama State
21. Penn
22. S. Carolina State
23. North Dakota State
24. Coastal Carolina
25. Northern Iowa

2005 (Sports Network)

1. Appalachian State
2. Northern Iowa
3. Furman
4. Texas State
5. New Hampshire
6. Cal Poly
7. Southern Illinois
8. Richmond
9. Georgia Southern
10. Hampton
11. Grambling State
12. Montana
13. Eastern Washington
14. Youngstown State
15. Brown
16. Eastern Illinois
17. Nicholls State
18. Montana State
19. Massachusetts
20. S. Carolina State
21. Lafayette
22. Illinois State
23. Colgate
24. Coastal Carolina
25. James Madison

2005 (USA Today/ESPN)

1. Appalachian State
2. Northern Iowa
3. Furman
4. Texas State
5. New Hampshire
6. Cal Poly
7. Southern Illinois
8. Richmond
9. Georgia Southern
10. Hampton
11. Montana
12. Grambling State
13. Eastern Washington
14. Youngstown State
15. Eastern Illinois
16. Nicholls State

17. Montana State
18. Brown
19. S. Carolina State
20. Lafayette
21. Massachusetts
22. Colgate
23. Coastal Carolina
24. Illinois State
25. Lehigh

2006 (Sports Network)

1. Appalachian State
2. Massachusetts
3. Montana
4. Youngstown State
5. North Dakota State
6. New Hampshire
7. Southern Illinois
8. Illinois State
9. James Madison
10. Montana State
11. Hampton
12. Furman
13. Tennessee-Martin
14. Coastal Carolina
15. Eastern Illinois
16. Cal Poly
17. Northern Iowa
18. Princeton
19. Portland State
20. San Diego
21. McNeese State
22. South Dakota State
23. Wofford
24. Central Arkansas
25. Yale

2006 (College Sporting News)

1. Appalachian State
2. Massachusetts
3. Montana
4. Youngstown State
5. North Dakota State
6. New Hampshire
7. Southern Illinois
8. Illinois State
9. James Madison
10. Hampton
11. Montana State
12. Furman
13. Tennessee-Martin
14. Cal Poly
15. Coastal Carolina
16. Eastern Illinois
17. Princeton
18. San Diego
19. Northern Iowa
20. Portland State
21. South Dakota State
22. McNeese State
23. Wofford
24. UC-Davis
25. Northern Arizona

MISCELLANEOUS RECORDS

Largest Victory Margin

- 89 vs. Roanoke Athletic (89-0) in 1916
80 vs. Lynchburg Seminary (80-0) in 1908
78 vs. C.W. Post (85-7) in 1994
74 vs. Lancaster (74-0) in 1912
74 vs. Johnson C. Smith (77-3) in 1994
73 vs. Virginia Union (73-0) in 1915
72 vs. Cheyney (72-0) in 1992
71 vs. Lancaster (71-0) in 1913

- 70 vs. Shaw (70-0) in 1913
69 vs. Lynchburg Seminary (69-0) in 1910
69 vs. St. Augustine's (75-6) in 1910

Largest Margin of Defeat

- 83 by Virginia State (2-85) in 1970
69 by Morgan State (0-69) in 1966
67 by Central State (13-80) in 1987
62 by Elizabeth City State (12-74) in 1971
60 by Morgan State (0-60) in 1958
55 by Tuskegee (0-55) in 1974
55 by Morgan State (0-55) in 1944
52 by Alcorn State (19-67) in 1991
52 by Norfolk State (0-52) in 1970
51 by Howard (0-51) in 1973

Winningest Seasons

Year	Record	Coach
1993	12-1	Joe Taylor
2005	11-1	Joe Taylor
1994	10-1	Joe Taylor
2004	10-2	Joe Taylor
2006	10-2	Joe Taylor
1997	10-2	Joe Taylor
1985	10-2	Fred Freeman
1998	9-3	Joe Taylor
1992	9-2-1	Joe Taylor
1987	9-3	Fred Freeman
1995	8-3	Joe Taylor
1989	8-1-1	Fred Freeman
1982	8-2	Ed Wyche
1981	8-2	Ed Wyche
1958	8-2	Ben Whaley
1931	8-0-1	Gideon Smith
1928	8-1	Gideon Smith

MISCELLANEOUS TEAM RECORDS

Most Consecutive Victories:

12 (1993)

Most Consecutive Games Without a Loss:

15 (1930-32)

Most Consecutive Conference Victories:

23 (1992-94/CIAA)

Most Consecutive Victories Over an Opponent:

20 vs. St. Paul's (1915-41)

Most Consecutive Losses:

28 (1968-71)

Most Consecutive Games Without Being Shut Out:

281 (1984-2009)

Hampton University Conference Championship Teams

Year	Record	Coach
1913	6-6	L.L. Pepin (CIAA)
1914	3-1	C.H. Williams (CIAA)
1915	4-0	C.H. Williams (CIAA)
1916	4-0	C.H. Williams (CIAA)
1922	5-1	Gideon Smith (CIAA)
1925	4-1-1	Gideon Smith (CIAA)
1926	7-0-1	Gideon Smith (CIAA)
1928	8-1	Gideon Smith (CIAA)
1931	8-0-1	Gideon Smith (CIAA)
1985	10-2	Fred Freeman (CIAA)
1992	9-2-1	Joe Taylor (CIAA)
1993	12-1	Joe Taylor (CIAA)
1994	10-1	Joe Taylor (CIAA)
1997	10-2	Joe Taylor (MEAC)
1998	9-3	Joe Taylor (MEAC)
2004	10-2	Joe Taylor (MEAC)
2005	11-1	Joe Taylor (MEAC)
2006	10-2	Joe Taylor (MEAC)

Coach Terry Monroe Era (10 years – 25-10-2, .676)

1902 (1-0)
Armstrong Man. Training W 16-0

1903 (1-0)
Armstrong Man. Training W 21-2

1904 (0-1)
Petersburg L 0-6

1905 (0-1)
Petersburg L 0-12

1906 (4-1)
Monarchs W 5-0
Petersburg L 5-10
Columbia W 10-0
Phoebus W 40-0
Virginia Union W 6-5

1907 (3-1-1)
Columbia L 0-1
Tuskegee W 10-0
Shaw W 6-5
Phoebus W 12-0
Virginia Union T 0-0

1908 (3-0-1)
Virginia Union W 11-0
Lynchburg Seminary W 80-0
Shaw T 0-0
Howard W 2-0

1909 (5-3)
Virginia Union W 22-0
Howard L 0-5
Lynchburg Seminary W 22-0
North Carolina A&T W 11-0
Livingstone W 21-0
Tuskegee L 0-6
Atlanta Baptist L 5-16
Lincoln (Pa.) W 5-0

1910 (3-2)
Lynchburg Seminary W 11-0
St. Augustine's W 75-6
Lincoln (Pa.) L 5-6
Howard L 0-39
Tuskegee W 15-12

1911 (5-1)
Lancasters W 11-0
Lancasters W 19-0
Virginia Union W 25-0
Howard L 0-11
Lincoln (Pa.) W 5-2
Shaw W 2-0

Coach Richard Armstrong Era (1 year – 4-1, .800)

1912 (4-1)
Lancasters W 27-0
Lancasters W 74-0
Howard L 7-13
Lincoln W 10-6
Shaw W 34-0

Coach L.L. Peppin Era (1 year – 6-0, 1.000)

1913 (6-0)
Newport News High School W 69-0

Lancasters W 71-0
Shaw W 70-0
Virginia Union W 30-0
Lincoln (Pa.) W 13-0
Howard W 8-6

Coach C.H. Williams Era (6 years – 23-7-1, .742)

1914 (3-1)
Livingstone W 39-0
Virginia Union W 42-0
Lincoln (Pa.) W 1-0
Howard L 0-6

1915 (4-0)
St. Paul's W 58-0
Shaw W 59-0
Virginia Union W 73-0
Howard W 18-0

1916 (4-0)
Roanoke Athletic Club W 89-0
Virginia Union W 15-6
Lincoln (Pa.) W 19-7
Howard W 12-3

1917 (4-1)
Vandals W 57-0
Virginia Union L 0-3
Petersburg W 25-6
Lincoln (Pa.) W 7-0
Howard W 37-0

1918 (1-1-1 – Coached by John Harvey)
Howard W 6-2
Lincoln (Pa.) L 0-7
Virginia Union T 0-0

1919 (3-2-1)
Naval Base W 29-0
Newport News YMCA W 20-0
St. Paul's W 25-0
Lincoln (Pa.) L 6-14
Petersburg T 13-13
Howard L 7-12

1920 (4-3-1)
Naval Base W 39-0
Lighthearts T 18-18
Newport News YMCA W 1-0
Shaw L 0-13
Petersburg W 12-0
Lincoln (Pa.) W 14-0
Howard L 0-18
Virginia Union L 0-1

Coach Gideon Smith Era (20 years – 97-46-12, .626)

1921 (1-4)
St. Paul's W 26-2
Shaw L 7-13
Lincoln (Pa.) L 0-13
Howard L 0-34
Virginia Union L 3-14

1922 (5-1)
Morgan State W 6-0
St. Paul's W 3-0
Virginia State L 6-12
Lincoln (Pa.) W 9-7
Howard W 13-0
Shaw W 1-0

SBN Black College National Champions

1923 (5-2)
Morgan State W 44-0
St. Paul's W 7-6
Virginia State W 7-6
Lincoln (Pa.) W 7-3
Howard L 6-10
Shaw W 6-0
Virginia Union L 6-7

1924 (5-2-1)
North Carolina Central W 31-0
Virginia Seminary W 7-0
St. Paul's W 14-0
Virginia State W 25-12
Lincoln (Pa.) L 3-7
Shaw T 0-0
Howard L 3-7
Virginia Union W 12-6

1925 (4-1-1)
Virginia Seminary L 0-3
St. Paul's W 34-9
Virginia State T 0-0
Shaw W 3-0
North Carolina A&T W 12-0
Virginia Union W 13-0

1926 (7-0-1)
Virginia Seminary T 3-3
North Carolina Central W 20-0
Virginia State W 31-7
St. Paul's W 14-3
Shaw W 23-0
North Carolina A&T W 14-6
Johnson C. Smith W 49-0
Virginia Union W 12-0

1927 (5-1-1)
Virginia Seminary T 13-13
Lincoln (Pa.) W 12-0
Virginia State W 6-0
St. Paul's W 27-0
Shaw W 45-0
North Carolina A&T L 0-13
Virginia Union W 12-7

1928 (8-1)
Virginia Seminary W 2-0
St. Paul's W 27-0
Virginia State W 17-0
Lincoln (Pa.) W 36-6
North Carolina Central W 33-7
North Carolina A&T W 12-0
West Virginia State L 0-7
Shaw W 66-0
Virginia Union (HC) W 25-0

1929 (3-5)
Howard W 6-0
St. Paul's W 20-0
Virginia State L 0-6
North Carolina Central W 24-0
Lincoln (Pa.) L 6-13
North Carolina A&T L 0-3
West Virginia State (HC) L 6-12
Virginia Union L 0-6

1930 (7-1-1)
St. Paul's W 40-2
Virginia State W 25-12
Bluefield College W 19-18
Lincoln (Pa.) T 0-0
North Carolina A&T L 7-12
Howard W 13-6
Morgan State W 6-3
Virginia Union (HC) W 14-7

Lincoln (Pa.) W 9-7
1931 (8-0-1)
North Carolina Central W 24-0
St. Paul's W 20-0
Virginia State T 0-0
Livingstone W 44-0
Lincoln (Pa.) W 13-6
North Carolina A&T W 21-0
Howard (HC) W 25-0
Morgan State W 26-0
Virginia Union W 14-0

1932 (5-2-1)
North Carolina Central W 19-0
Johnson C. Smith W 19-0
Virginia State L 6-13
Bluefield College W 6-0
Morgan State T 6-6
St. Paul's W 9-0
Howard W 19-6
Virginia Union (HC) L 13-14

1933 (7-1-1)
North Carolina Central W 7-0
Johnson C. Smith W 42-6
Virginia State W 13-0
Bluefield College T 6-6
Lincoln (Pa.) W 32-8
St. Paul's W 26-0
Howard (HC) W 28-0
Morgan State L 6-13
Virginia Union W 26-0

1934 (3-5)
Bluefield College L 6-7
Virginia State L 13-24
North Carolina Central W 20-0
Lincoln (Pa.) W 12-0
St. Paul's W 13-7
Howard L 0-7
Morgan State L 0-28
Virginia Union (HC) L 0-6

1935 (7-1)
North Carolina Central W 31-0
Virginia State W 20-6
Bluefield College W 12-8
Lincoln (Pa.) (HC) W 20-0
St. Paul's W 33-6
Howard W 26-0
Morgan State L 0-13
Virginia Union W 15-7

1936 (5-2-1)
Virginia State L 7-12
Bluefield College T 6-6
Lincoln (Pa.) W 7-0
North Carolina A&T W 20-0
Howard (HC) W 35-0
Morgan State L 6-7
St. Paul's W 21-0
Virginia Union W 24-6

1937 (3-6)
S. Carolina State W 7-6
Virginia State (HC) L 7-39
Bluefield College W 6-0
Lincoln (Pa.) L 0-6
North Carolina A&T W 19-14
Howard L 6-13
Morgan State L 0-26
Florida A&M L 20-25
Virginia Union L 12-14



1938			at Johnson C. Smith	L	6-7	at Virginia State	L	0-6	at Virginia Union	L	0-20
S. Carolina State	W	21-6	North Carolina A&T	W	7-6	Lincoln (Pa.) (HC)	W	7-3			
Virginia State	L	7-25	at Virginia State	L	0-35	at Howard	L	0-7	1958 (7-3)		
Bluefield College	W	7-0	Delaware State	L	0-14	Morgan State	W	7-6	Fayetteville State	W	18-6
Lincoln (Pa.)	W	20-6	Lincoln (Pa.)	W	12-0	at Virginia Union	W	20-13	Bluefield College	L	19-21
North Carolina A&T	T	0-0	Howard (HC)	L	6-19				at Delaware State	W	28-14
Howard (HC)	W	13-12	Morgan State	L	0-21	1952 (4-5)			Claffin	W	25-0
Morgan State	L	6-19	at Virginia Union	L	19-23	Fayetteville State	W	20-0	Winston-Salem State	W	16-6
Virginia Union	L	0-6				North Carolina Central	L	12-21	at Virginia State	W	21-14
			1946 (4-4)			North Carolina A&T	L	13-26	at Lincoln (Pa.)	W	42-0
1939 (3-3-1)			at Johnson C. Smith	W	33-0	Maryland State	L	0-2	Howard (HC)	L	8-12
Bluefield College	L	6-7	North Carolina A&T	W	12-0	At Virginia State	L	0-31	at Morgan State	L	0-60
Lincoln (Pa.) (HC)	W	12-6	at Virginia State	L	9-14	Lincoln (Pa.)	W	21-0	at Virginia Union	W	21-12
Howard	W	25-6	Delaware State	W	12-0	Howard (HC)	W	34-7			
North Carolina A&T	T	0-0	Lincoln (Pa.)	L	12-10	Morgan State	L	7-26	1959 (4-4-1)		
Morgan State	L	6-7	Howard (HC)	L	6-19	at Virginia Union	W	34-13	at Johnson C. Smith	L	8-14
Virginia State	W	14-6	at Virginia Union	W	18-0				Delaware State	W	26-8
Virginia State	L	0-14	Morgan State	L	0-20	1953 (6-3-1)			at Morehouse	T	7-7
						Fayetteville State	W	19-12	at Fayetteville State	W	36-0
1940 (2-5-1)			Coach James Griffin Sr. Era			at North Carolina Central	L	0-28	Virginia State (HC)	L	0-25
St. Paul's	W	13-7	(4 years - 21-10-5, .583)			Maryland State	T	7-7	Lincoln (Pa.)	W	20-2
North Carolina A&T	L	0-14	1947 (7-2-1)			Delaware State	W	27-0	at Howard	L	7-14
Bluefield College	L	7-14	at Johnson C. Smith	W	13-8	at Winston-Salem State	W	47-0	Morgan State	W	9-6
Virginia State	L	0-6	North Carolina A&T	W	7-0	Virginia State	W	19-18	at Virginia Union	L	2-8
Lincoln (Pa.)	L	0-14	at Virginia State	W	16-13	Lincoln (Pa.) (HC)	W	57-0			
Howard	W	25-0	Lincoln (Pa.)	T	0-0	at Howard	L	7-11	1960 (5-4)		
Morgan State (HC)	T	0-0	at Howard	W	19-13	Morgan State	L	13-26	at Morgan State	L	7-28
Virginia Union	L	6-7	Morgan State	L	0-9	Virginia Union	W	12-0	at Delaware State	W	13-8
			Virginia Union (HC)	W	14-13				Morehouse	L	7-12
Coach James Griffin Sr. Era			Fort Bragg	W	19-0	1954 (4-5-1)			Fayetteville State	W	39-0
(4 years - 21-10-5, .583)			at Tuskegee	W	19-0	Fayetteville State	W	12-8	at Virginia State	W	21-6
			Florida A&M	L	0-7	at Maryland State	L	0-26	at Lincoln (Pa.)	W	35-2
1941 (6-2)						North Carolina Central	L	0-28	Howard (HC)	W	24-20
St. Paul's	W	52-0	1948 (4-5-1)			Delaware State	L	0-7	at Tuskegee	L	20-30
North Carolina A&T	W	6-0	Shaw	W	14-0	Winston-Salem State	W	24-13	Virginia Union	L	8-15
Bluefield College	L	0-10	at Johnson C. Smith	T	20-20	at Virginia State	L	0-27			
Virginia State (HC)	L	0-8	North Carolina A&T	W	21-0	Lincoln (Pa.)	W	6-2	1961 (6-3)		
Lincoln (Pa.)	W	7-0	at Tuskegee	W	15-7	Howard (HC)	T	13-13	Morgan State	L	7-13
Howard	W	19-6	at Virginia State	L	0-13	at Morgan State	L	6-39	Delaware State	L	8-22
Morgan State	W	8-6	Lincoln (Pa.)	L	0-12	Virginia Union	W	18-12	at Morehouse	W	21-0
Virginia Union	W	20-8	Howard (HC)	L	0-6				at Fayetteville State	W	13-0
			Morgan State	L	0-34	1955 (4-6)			Virginia State	W	6-0
1942 (4-1-3)			at Virginia Union	L	3-16	at Fayetteville State	W	21-6	at Juniata	W	31-0
Camp Pickett	W	13-0	Wilberforce	W	20-19	Maryland State	L	0-6	at Howard	W	37-0
North Carolina A&T	W	18-0				at Bluefield College	L	0-19	Tuskegee (HC)	W	17-14
Bluefield College	T	7-7	Coach Henry Jefferson Era			Delaware State	L	0-12	at Virginia Union	L	17-28
Virginia State	T	6-6	(8 years - 32-41-3, .421)			at Winston-Salem State	L	0-20			
Lincoln (Pa.)	T	13-13	1949 (5-4)			Virginia State (HC)	L	6-18	1962 (3-6)		
Howard (HC)	W	12-0	Shaw	L	7-13	Lincoln (Pa.)	W	35-0	at Morgan State	L	0-41
Morgan State	L	3-24	Morris Brown	W	14-7	at Howard	W	14-0	at Delaware State	L	9-12
Virginia Union	W	27-12	North Carolina A&T	L	13-20	Morgan State	L	7-45	Morehouse	W	12-0
			at Tuskegee	W	47-0	at Virginia Union	W	31-7	Fayetteville State	L	7-8
Coach Sylvius Moore Era			at Virginia State	W	27-21				at Virginia State	W	19-12
(2 years - 5-7-1, .385)			Lincoln (Pa.)	W	45-13	1956 (2-7-1)			Howard	W	32-14
1943 (4-2)			Howard	L	0-7	Fayetteville State	L	7-19	Juniata (HC)	L	6-27
at Johnson C. Smith	W	19-6	Morgan State (HC)	L	0-26	Bluefield College	L	6-33	at Tuskegee	L	0-10
North Carolina A&T	L	6-7	at Virginia Union	W	13-7	at Maryland State	L	0-34	Virginia Union	L	14-39
at Virginia State	W	13-0				at Delaware State	L	6-46			
Morgan State	L	0-2	1950 (2-7)			Winston-Salem State	T	7-7	1963 (4-5)		
Camp Pickett	W	20-7	Shaw	W	13-7	at Virginia State	L	20-24	Morgan State	L	0-38
Florida A&M	W	39-0	Morris Brown	L	0-27	at Lincoln	W	12-6	Delaware State	W	25-6
			North Carolina A&T	L	0-14	Howard (HC)	W	20-0	at Morehouse	W	20-6
1944 (1-5-1)			Maryland State	L	12-48	at Morgan State	L	13-19	at Norfolk State	L	0-42
at Johnson C. Smith	T	12-12	At Virginia State	L	7-12	Virginia Union	L	0-31	Virginia State	L	12-30
North Carolina A&T	L	0-12	Lincoln (Pa.)	W	14-12				at Howard	L	14-32
at Virginia State	L	6-32	At Howard	L	7-12	Coach Ben Whaley Era			Shaw (HC)	W	13-0
Florida A&M	L	0-40	Morgan State	L	7-13	(8 years - 35-37-1, .479)			Tuskegee	W	31-28
Lincoln (Pa.)	L	0-15	Virginia Union	L	9-16	1957 (3-5)			at Virginia Union	L	7-17
at Howard	W	7-0				at Fayetteville State	W	6-0			
Morgan State (HC)	L	0-55	1951 (5-4)			at Bluefield College	L	0-34	1964 (1-8)		
			Shaw	W	12-6	Delaware State	W	6-0	at Morgan State	L	7-53
Coach Herman Nielson Era			North Carolina Central	L	6-28	at Winston-Salem State	L	6-32	at Delaware State	L	23-26
(2 years - 6-10, .375)			North Carolina A&T	L	7-20	Virginia State	L	0-13	Morehouse	W	14-7
1945 (2-6)			Maryland State	W	20-0	at Howard	W	16-7	Norfolk State	L	9-13
						Morgan State	L	6-25	at Virginia State	L	6-39
									Howard (HC)	L	6-14

at Shaw L 24-28
at Tuskegee L 9-42
Virginia Union L 6-34

Coach Mel Labat Era (4 years – 15-19-1, .429)

1965 (1-8)
Morgan State L 0-41
Delaware State L 13-30
at Morehouse W 20-6
at Norfolk State L 0-20
Virginia State L 6-48
at Howard L 8-26
Shaw (HC) L 14-20
Tuskegee L 12-15
at Virginia Union L 6-29

1966 (6-3)
at Shaw W 46-16
at Delaware State W 6-0
Morehouse W 65-0
Norfolk State L 27-33
at Virginia State W 7-0
Howard (HC) W 32-19
Morgan State L 0-69
at Tuskegee L 34-38
Virginia Union W 33-0

1967 (4-4)
at Shaw W 48-12
Delaware State W 35-6
at Morehouse W 40-21
at Norfolk State L 20-33
Virginia State L 19-20
at Howard W 14-8
Tuskegee (HC) L 13-28
at Virginia Union L 20-27

1968 (4-3-2)
Shaw W 20-6
At Delaware State W 17-10
Morehouse T 12-12
Norfolk State W 13-7
At Virginia State T 7-7
Howard (HC) W 34-6
At Morgan State L 14-48
At Tuskegee L 6-53
Virginia Union L 10-12

Coach Whitney Van Cleve Era (5 years – 3-44-2, .061)

1969 (0-9)
at Shaw L 6-18
Delaware State L 0-20
at Morehouse L 12-19
at Norfolk State L 6-39
Virginia State L 7-9
at Howard L 0-16
Morgan State L 3-74
Tuskegee (HC) L 12-20
at Virginia Union L 7-42

1970 (0-9)
at Winston-Salem State L 20-46
Shaw L 0-20
at Delaware State L 0-49
Morehouse L 13-51
Norfolk State L 0-52
at Virginia State L 2-85
Howard L 14-41
St. Paul's L 6-27
at Tuskegee L 0-3

1971 (1-9)
Winston-Salem State L 26-32
At Shaw L 0-46
Elizabeth City State L 12-74
At Morehouse L 7-13
At Norfolk State L 15-30
Virginia State (HC) L 0-26
At Howard L 0-35
At St. Paul's W 15-12
Tuskegee L 7-27
Virginia Union L 7-14

1972 (1-10)
At Rhode Island L 0-27
At Winston-Salem State L 0-47
Shaw L 0-12
At Elizabeth City State L 0-24
Morehouse L 9-13
Norfolk State L 4-33
At Virginia State L 0-35
Howard (HC) L 0-21
St. Paul's W 33-6
At Tuskegee L 6-39
Virginia Union L 14-19

1973 (1-7-2)
Winston-Salem State L 8-17
at Shaw W 10-0
Elizabeth City State T 3-3
at Morehouse T 13-13
at Norfolk State L 6-21
Virginia State (HC) L 0-10
at Howard L 0-51
at St. Paul's L 13-14
Tuskegee L 6-20
Virginia Union L 0-35

Coach Walter Lovett Era (7 years – 35-40, .467)

1974 (3-7)
at Winston-Salem State L 0-15
Shaw W 35-13
Elizabeth City State W 28-27
at Bowie State L 10-12
Norfolk State L 10-27
at Virginia State L 7-33
Howard (HC) L 12-27
St. Paul's W 38-36
at Virginia Union L 7-20
at Tuskegee L 0-55

1975 (5-5)
Winston-Salem State W 32-13
at Shaw W 12-8
Johnson C. Smith W 6-21
Elizabeth City State W 27-7
Bowie State (HC) L 21-28
at Norfolk State W 27-7
Virginia State L 14-26
at Howard L 15-19
at St. Paul's W 22-14
Virginia Union L 27-42

1976 (7-4)
at Winston-Salem State W 27-22
Shaw W 33-0
at Johnson C. Smith W 18-16
at Elizabeth City State W 36-0
at Bowie State W 19-11
Norfolk State L 7-24
at Virginia State W 38-36
Howard (HC) L 7-28
St. Paul's L 14-20
UMES L 3-12
at Virginia Union W 13-10

1977 (7-4)
Sept. 10 Winston-Salem St L 34-6
17 at Shaw W 34-7
24 Johnson C. Smith W 35-7
Oct. 1 Elizabeth City State W 31-0
8 Bowie State W 27-7
15 at Norfolk State W 18-0
22 Virginia State (HC) L 22-45
29 at Howard L 14-20
Nov. 5 at St. Paul's W 38-14
12 at UMES W 15-13
19 Virginia Union L 16-55

1978 (5-6)
Sept. 9 at Winston-Salem St. L 6-21
16 at Shaw W 24-19
23 at Johnson C. Smith W 19-6
30 Elizabeth City State W 14-13
Oct. 7 at Bowie State W 8-6
14 Norfolk State L 6-16
21 at Virginia State L 27-31
28 Howard L 6-17
Nov. 4 St. Paul's (HC) W 20-12
11 at Gardner-Webb L 13-28
18 at Virginia Union L 6-52

1979 (3-8)
Sept. 1 at Liberty Baptist L 20-41
8 Winston-Salem State L 14-41
15 at New York Tech W 19-10
22 Johnson C. Smith W 19-9
29 at Elizabeth City St. L 8-28
Oct. 6 Bowie State L 20-24
13 at Norfolk State L 13-26
20 Virginia State (HC) L 0-37
27 at Howard L 12-28
Nov. 3 St. Paul's W 34-12
17 Virginia Union L 12-41

1980 (5-6)
Sept. 6 at Bowie State W 20-41
13 New York Tech W 36-12
27 at Johnson C. Smith L 14-27
Oct. 4 Elizabeth City State L 16-20
11 at Emory & Henry W 38-27
18 Norfolk State L 14-37
25 at Virginia State W 16-9
Nov. 1 Howard L 21-38
8 St. Paul's (HC) W 28-18
15 at Liberty Baptist L 18-51
22 at Virginia Union L 0-49

Coach Ed Wyche Era (3 years – 21-9, .700)

1981 (8-2)
Sept. 12 Bowie State W 35-6
19 Virginia Union L 14-34
26 at Livingstone W 10-7
Oct. 3 at Elizabeth City St. L 10-17
10 Emory & Henry W 50-17
17 at Norfolk State W 23-20
24 at James Madison W 17-15
31 Guilford (HC) W 31-6
Nov. 7 at St. Paul's W 39-0
14 Virginia State W 17-14

1982 (8-2)
Sept. 11 at Bowie State W 31-9
18 at Virginia Union L 8-28
25 Livingstone W 14-6
Oct. 2 Elizabeth City State W 17-3
9 at N. Carolina A&T W 19-9
16 Norfolk State L 7-25
23 Morgan State W 13-7
30 at Guilford W 28-14

Nov. 6 St. Paul's (HC) W 34-0
13 at Virginia State W 34-13

1983 (5-5)
Sept. 3 at Tennessee State L 14-20
17 Virginia Union W 13-4
24 at N. Carolina Central L 20-24
Oct. 1 Elizabeth City State W 20-0
8 North Carolina A&T L 10-13
15 at Norfolk State W 14-12
22 at Morgan State W 28-12
29 Fayetteville St (HC) W 14-7
Nov. 5 at St. Paul's L 14-19
12 Virginia State L 13-16

Coach Fred Freeman Era (8 years – 49-31-4, .583)

1984 (5-3-2)
Sept. 1 Tennessee State L 0-44
8 Howard W 13-7
15 Virginia Union W 13-11
22 N. Carolina Central W 17-13
Oct. 6 University of D.C. T 7-7
13 Norfolk State L 7-15
20 Fayetteville State L 19-21
27 Elizabeth City State T 7-7
Nov. 3 St. Paul's (HC) W 14-7
10 Virginia State W 16-10

1985 (10-2)
Sept. 7 Johnson C. Smith W 10-6
14 Cheyney W 31-7
21 Virginia Union W 31-0
28 Winston-Salem State L 13-47
Oct. 5 Bowie State W 40-0
12 Elizabeth City State W 25-6
19 Norfolk State W 36-35
26 University of D.C. W 34-6
Nov. 9 St. Paul's (HC) W 15-3
16 Virginia State W 23-0
Winston-Salem State W 13-7

NCAA Division II Playoffs
Bloomsburg L 28-38

1986 (4-5-1)
Sept. 6 Johnson C. Smith W 25-3
13 Howard L 7-21
20 Virginia Union L 7-16
27 Winston-Salem State L 6-38
Oct. 11 Elizabeth City State T 14-14
18 Norfolk State W 19-14
25 University of D.C. W 36-12
Nov. 1 Florida A&M L 9-44
8 St. Paul's (HC) W 21-0
15 Virginia State L 12-22

1987 (9-3)
Sept. 5 at University of D.C. W 34-0
12 at Bowie State W 25-7
Virginia Union L 7-14
26 at Livingstone W 10-6
at Morehouse W 32-8
Oct. 10 at Central State L 13-80
17 at Norfolk State W 48-17
24 Tuskegee W 23-14
31 Elizabeth City ST (HC) W 25-18
Nov. 7 at St. Paul's W 68-0
14 Virginia State W 23-19
Winston-Salem State L 12-22

1988 (7-3)
Sept. 3 University of D.C. W 47-6
10 Bowie State L 27-28
17 at Virginia Union W 28-13
24 Livingstone W 44-14

Oct. 1	Morehouse	W	28-0	27	at North Alabama	L	20-45	11	vs. Howard	W	28-27	13	North Carolina A&T	W	51-24
8	at Virginia State	L	21-24					18	vs. Arkansas-Pine Bluff	W	26-13	20	at Savannah State	W	58-7
15	Norfolk State	L	27-34	1994 (10-1)				25	vs. Grambling State	W	27-7	NCAA Division I-AA Playoffs			
22	Tuskegee	W	37-17	Sept. 3	Morehouse	W	24-15	Oct. 2	vs. Southern	L	6-21	27	at William & Mary	L	35-42
29	at Elizabeth City State	W	44-23	10	Howard	W	21-20	9	at North Carolina A&T	L	16-41	SBN Black College National Champions			
Nov. 5	West Virginia Tech (HC)	W	37-9	17	at Virginia Union	W	56-6	16	at Norfolk State	W	28-27				
				24	Grambling State	L	29-32	23	Florida A&M	L	6-41	2005 (11-1)			
1989 (8-1-1)				Oct. 1	Johnson C. Smith	W	77-3	30	S. Carolina State (HC)	W	39-27	Sept. 3	vs. Jackson State	W	20-7
Sept.	Mississippi Valley State	W	6-3	8	at Virginia State	W	44-19	Nov. 6	at Bethune-Cookman	L	27-34	10	at Howard	W	22-12
9	Bowie State	W	17-7	15	Norfolk State	W	53-28	13	Morgan State	W	34-14	15	at North Carolina A&T	W	31-14
16	Virginia Union	L	28-32	22	Livingstone (HC)	W	47-7	Heritage Bowl				24	vs. Morgan State	W	44-14
23	Fayetteville State	W	26-19	29	at Elizabeth City State	W	40-7	20	Southern	W	24-3	Oct. 1	Delaware State	W	26-8
30	North Carolina Central	W	27-7	Nov. 5	C.W. Post	W	85-7					8	at Gardner-Webb	W	52-21
Oct. 7	Virginia State	W	21-10	12	at Fayetteville State	W	34-13	2000 (7-4)				15	at Norfolk State	W	55-14
18	Norfolk State	T	20-20	SBN Black College National Champions				Sept. 2	New Hampshire	L	17-31	22	S. Carolina State (HC)	W	14-10
21	Tuskegee	W	37-21					9	vs. Howard	W	26-24	Nov. 5	at Bethune-Cookman	W	24-10
28	Elizabeth City State (HC)	W	35-27	1995 (8-3)				16	Winston-Salem State	W	40-6	12	Florida A&M	W	34-14
Nov. 4	Morehouse	W	18-13	Sept. 2	at Morehouse	W	42-14	23	Southern Utah	W	42-34	19	Savannah State	W	44-6
				8	Howard	L	22-34	30	at Delaware State	W	54-28	NCAA Division I-AA Playoffs			
1990 (5-5)				16	Grambling State	W	16-7	Oct. 14	Norfolk State	W	47-19	26	Richmond	L	10-38
Sept. 1	at Texas Southern	L	16-28	23	Southern	L	22-45	21	at S. Carolina State	W	40-37	SBN Black College National Champions			
8	Bowie State	W	21-6	30	Bethune-Cookman	W	34-14	28	at Florida A&M	L	24-53				
15	at Virginia Union	L	40-43	Oct. 7	Delaware State	W	51-21	Nov. 9	Bethune-Cookman (HC)	L	31-34	2006 (10-2)			
22	at Grambling State	L	3-22	14	Norfolk State	W	23-18	11	North Carolina A&T	L	28-34	Sept. 2	vs. Grambling State	W(OT)	27-26
29	North Carolina Central	W	33-21	28	Elizabeth City State (HC)	W	36-13	18	Morgan State	W	31-14	9	Howard	W	46-7
Oct. 6	at Virginia State	W	7-0	Nov. 4	at Liberty	L	14-28					16	North Carolina A&T	W	48-14
13	Norfolk State	L	18-27	11	Fayetteville State	W	28-7	2001 (7-4)				23	vs. Morgan State	W	26-7
20	Tuskegee	W	45-26	18	Morgan State	W	54-20	Sept. 1	at New Hampshire	L	29-45	30	at Delaware State	W	29-14
27	at Elizabeth City State	L	7-14					8	at Howard	W	27-20	Oct. 7	vs. Central State	W	42-12
Nov. 3	Morehouse (HC)	W	32-0	1996 (5-6)				22	vs. Virginia State	W	55-14	14	Norfolk State	W	42-13
				Sept. 1	at Clark-Atlanta	W	13-6	29	Delaware State	W	31-20	21	at S. Carolina State	L	6-13
1991 (2-9)				13	Howard	L	7-26	Oct. 6	Rhode Island	L	7-56	28	Winston-Salem St. (HC)	W	13-3
Sept. 7	Johnson C. Smith	L	15-26	21	North Carolina A&T	L	20-24	13	at Norfolk State	L	20-28	Nov. 4	Bethune-Cookman	W	34-17
14	Bowie State	L	14-17	28	Virginia State	W	14-10	20	S. Carolina State (HC)	W	28-17	11	at Florida A&M	W	59-7
21	Virginia Union	L	13-49	Oct. 5	Florida A&M	L	58-59	27	Florida A&M	L	35-47	NCAA Division I-AA Playoffs			
28	Alcorn State	L	14-67	12	Delaware State	W	37-7	Nov. 3	at Bethune-Cookman	W	44-41	25	New Hampshire	L	38-41
Oct. 5	Morehouse	L	17-20	26	at S. Carolina State	W	20-14	10	North Carolina A&T	W	23-7				
12	Virginia State	W	39-37	Nov. 2	Liberty	L	30-34	17	Morgan State	W	35-20	2007 (6-5)			
19	Norfolk State	L	12-26	9	Bethune-Cookman (HC)	W	38-24	2002 (7-5)				Sept. 8	at Howard	W	31-24
26	Tuskegee (HC)	L	33-46	16	Norfolk State	L	7-14	Aug. 31	at James Madison	W	31-28	15	North Carolina A&T	W	59-14
Nov. 2	Elizabeth City State	L	21-23	23	Morgan State	L		Sept. 7	Southwest Miss. State	L	26-28	20	Morgan State	(OT)W	24-17
9	Winston-Salem State	L	6-20	22-23				14	Howard	W	51-2	29	Delaware State	L	17-24
16	North Carolina Central	W	44-28	1997 (10-2)				21	vs. Alcorn State	L	23-27	Oct. 6	at Princeton	W	48-27
Coach Joe Taylor Era (16 years – 136-48-1, .735)				Aug. 30	at William & Mary	L	6-31	Oct. 5	at Delaware State	W	44-13	13	at Norfolk State	L	19-20
				Sept. 13	at Howard	W	49-21	12	Bowie State (HC)	W	49-0	20	S. Carolina State (HC)	L	24-28
				20	at North Carolina A&T	W	7-2	19	Norfolk State	W	31-14	27	at Winston-Salem State	L	19-20
				27	Grambling State	W	42-7	26	at S. Carolina State	L (OT)	41-47	Nov. 3	at Bethune-Cookman	W	31-24
Sept. 5	Johnson C. Smith	W	48-6	Oct. 4	Florida A&M	W	18-15	Nov. 2	at Florida A&M	L	13-25	10	Florida A&M	W	30-15
12	Bowie State	W	48-7	11	at Liberty	W	33-27	9	Bethune-Cookman	W	37-7	17	Southern Illinois	L	27-45
19	Virginia Union	T	20-20	18	at Norfolk State	W	9-2	16	North Carolina A&T	W	17-7	Coach Jerry Holmes Era (1 year – 6-5, .545)			
26	Cheyney	W	72-0	25	S. Carolina State	W	20-14	23	at Morgan State	L	42-52	2008 (6-5)			
Oct. 3	Morehouse	W	10-3	Nov. 8	at Bethune-Cookman	W	27-0	2003 (7-4)				Aug. 31	vs. Jackson State	W	17-13
10	Virginia State	W	55-23	15	Delaware State (HC)	W	24-20	Aug. 28	at Villanova	L	6-41	Sept. 6	at Southern Illinois	L	31-37
17	Norfolk State	W	60-0	22	Morgan State	W	10-0	Sept. 13	at Howard	W	17-14	13	Howard	W	38-27
24	Tuskegee	L	28-41	NCAA Division I-AA Playoffs				20	vs. Tuskegee	W	53-0	20	North Carolina A&T	W	44-7
31	Elizabeth City State	W	30-22	29	at Youngstown State	L	13-28	Oct. 4	Delaware State	W	41-9	Oct. 4	at Delaware State	W	17-14
Nov. 7	Winston-Salem State	W	27-14	SBN Black College National Champions				18	at Norfolk State	W	52-0	18	Norfolk State	W	35-17
14	North Carolina Central	W	31-19					25	S. Carolina State (HC)	W	32-12	25	at S. Carolina State	L	13-35
NCAA Division II Playoffs				1998 (9-3)				Nov. 1	Florida A&M	L	23-34	Nov. 1	Winston-Salem St. (HC)	L	30-35
21	North Alabama	L	21-33	Sept. 5	at Florida A&M	W	21-14	8	at Bethune-Cookman	L	27-30	8	Bethune-Cookman	L	6-17
1993 (12-1)				12	Howard	W	38-31	15	at North Carolina A&T	L	28-38	15	at Florida A&M	L	24-45
Sept. 11	at Livingstone	W	48-6	19	North Carolina A&T	W	23-10	22	Savannah State	W	48-13	22	at Morgan State	W	17-13
14	at Bowie State	W	35-6	26	Grambling State	W	28-15	2004 (10-2)				Coach Donovan Rose Era (5 years – 25-30, .455)			
18	Virginia Union	W	13-0	Oct. 10	Liberty	W	21-0	Sept. 4	Jackson State	W	38-19	2009 (5-6)			
25	vs. Grambling State	W	27-6	17	Norfolk State	W	59-14	11	Howard	W	47-14	Sept. 5	N. Carolina Central	W	31-24
Oct. 2	Johnson C. Smith	W	43-6	24	S. Carolina State	W	20-7	18	Western Illinois	W	40-20	12	at Alabama A&M	L	24-31
9	Virginia State	W	42-14	31	William & Mary	L	34-41	25	vs. Morgan State	L	23-28	19	at North Carolina A&T	W	24-17
16	at Norfolk State	W	48-21	Nov. 7	Bethune-Cookman (HC)	L	13-14	Oct. 2	at Delaware State	L	23-28	26	Delaware State	L	6-21
23	Tuskegee (HC)	W	46-12	14	Delaware State	W	41-13	9	Gardner-Webb	W	48-25	Oct. 10	Howard	W	37-0
30	Elizabeth City State	W	40-0	21	Morgan State	W	55-0	16	Norfolk State	W	58-10				
Nov. 6	Chowan	W	41-0	NCAA Division I-AA Playoffs				23	at S. Carolina State	W	52-36				
13	at Morris Brown	W	49-14	28	at Connecticut	L	34-42	Nov. 6	Bethune-Cookman (HC)	W	24-17				
NCAA Division II Playoffs				1999 (8-4)											
20	Albany State	W	33-7	Sept. 4	Delaware State	W	21-0								

17 at Norfolk State L 6-46
 24 S. Carolina State (HC) L 9-21
 31 at Winston-Salem St. W (OT) 16-13
 Nov. 7 at Bethune-Cookman L 24-27
 14 Florida A&M W 25-0
 21 Morgan State L 13-16

2010 (6-5)

Sept. 2 at Central Michigan L 0-33
 11 at Howard W 31-21
 18 North Carolina A&T W 35-21
 30 at Delaware State W 20-14
 Oct. 9 at N. Carolina Central W 27-13
 16 Norfolk State W 7-6
 23 at S. Carolina State L 7-10
 30 Old Dominion L 14-28
 Nov. 6 Bethune-Cookman (HC) L 18-23
 13 at Florida A&M L 12-17
 20 at Morgan State W 21-16

2011 (7-4)

Sept. 3 vs. Alabama A&M W 21-20
 8 Florida A&M W 23-17
 17 at Old Dominion L 42-45
 22 at Bethune-Cookman L 31-35
 Oct. 8 Princeton W 28-23
 15 at Norfolk State L 24-34
 22 N.C. Central (HC) W (OT) 30-27
 29 at Savannah State W 22-5
 Nov. 5 Howard L 7-10
 12 Delaware State W 42-6
 19 Morgan State W 42-18

2012 (3-7)

Aug. 30 at Tennessee Tech L 31-41
 Sept. 8 Old Dominion L 7-45
 15 at Florida A&M L 20-44

29 Bethune-Cookman L 26-38
 Oct. 13 Norfolk State W 28-14
 18 at N.C. Central L 20-37
 27 Savannah State (HC) W 21-13
 Nov. 5 at Howard L 10-20
 10 at Delaware State L 27-35
 17 at Morgan State W 27-17

2013 (4-8)

Aug. 29 at Western Illinois L 9-42
 Sept. 7 at William & Mary L 7-31
 14 Tennessee Tech L 27-30
 21 at Coastal Carolina L 17-50
 28 at S. Carolina State L 6-30
 Oct. 12 North Carolina A&T W 31-26
 19 Norfolk State W 27-17
 26 Delaware State W 30-7
 Nov. 2 at Morgan State L 27-30
 9 N.C. Central W 29-21
 16 at Bethune-Cookman L 12-42
 23 Howard L (20T) 39-42

Coach Connell Maynor Era (3 years – 14-20, .412)

2014 (3-9)

Aug. 30 at Old Dominion L 28-41
 Sept. 6 William & Mary L 14-42
 13 at Richmond L 17-42
 20 Miles College W 34-30
 27 S. Carolina State L 10-17
 Oct. 9 at North Carolina A&T L 14-31
 18 Norfolk State L 13-21
 25 at Delaware State W 23-0
 Nov. 1 Morgan State (HC) L 35-38
 8 at N.C. Central L 13-47
 13 Bethune-Cookman W 40-35

22 at Howard L 29-30

2015 (6-5)

Sept. 5 Kentucky State W 35-20
 12 Richmond L 28-31
 18 Howard W 37-19
 26 at Norfolk State L 14-24
 Oct. 3 North Carolina A&T L 31-45
 10 Delaware State (HC) W 21-7
 17 at Morgan State W 20-10
 24 at William & Mary L 7-40
 31 at S. Carolina State L 20-34
 Nov. 7 Florida A&M W 33-0
 14 Savannah State W 42-3

2016 (5-6)

Sept. 4 at Old Dominion L 21-54
 10 William & Mary L 14-24
 17 Howard W 34-7
 29 North Carolina A&T L 9-31
 Oct. 8 at Delaware State W 27-17
 15 Morgan State (HC) W 21-12
 22 at Florida A&M L 14-31
 29 S. Carolina State W 28-26
 Nov. 12 Savannah State W 28-24
 19 Norfolk State L 10-17
 26 at Coastal Carolina L 7-26

HEAD COACHING RECORDS

Coach	Tenure	Years	W	L	T
Tony Monroe	1902-11	10	25	10	2
Richard Armstrong	1912	1	4	1	0
L.L. Pepin	1913	1	6	0	0
C.H. Williams	1914-17	6	23	7	1
	1919-20				
John Harvey	1918	1	1	1	1
Gideon Smith	1920-40	20	97	46	12
James Griffin Sr.	1941-42	4	21	20	5
	1947-48				
Sylvius Moore	1943-44	2	5	7	1
Herman Neilson	1945-46	2	6	10	0
Harry Jefferson	1949-56	8	32	41	3
Ben Whaley	1957-64	8	35	37	1
Mel Labat	1965-68	4	15	19	1
Whitney Van Cleve	1969-73	5	3	44	2
Walter Lovett	1974-80	7	35	40	0
Ed Wyche	1981-83	3	21	9	0
Fred Freeman	1984-91	8	49	31	4
Joe Taylor	1992-2007	16	136	48	1
Jerry Holmes	2008	1	6	5	0
Donovan Rose	2009-13	5	25	30	0
Connell Maynor	2014-pres.	3	14	20	0



HOME OPENERS (SINCE 1943)

Record: 45-28-1

1943	A&T College	6-7	L
1944	A&T College	0-12	L
1945	A&T College	7-6	W
1946	A&T College	12-0	W
1947	A&T College	7-0	W
1948	Shaw	14-0	W
1949	Shaw	7-13	L
1950	Shaw	13-7	W
1951	Shaw	12-6	W
1952	Fayetteville State	20-0	W
1953	Maryland State	7-7	T
1954	Fayetteville State	12-8	W
1955	Maryland State	0-6	L
1956	Fayetteville State	7-19	L
1957	Delaware State	6-0	W
1958	Fayetteville State	18-6	W
1959	Delaware State	26-8	W
1960	Morehouse	7-12	L
1961	Morgan State	7-13	L
1962	Morehouse	12-0	W
1963	Morgan State	0-38	L
1964	Morehouse	14-7	W
1965	Morgan State	0-41	L
1966	Morehouse	65-0	W
1967	Delaware State	35-6	W
1968	Shaw	20-6	W
1969	Delaware State	0-20	L
1970	Shaw	0-20	L
1971	Winston-Salem State	26-32	L
1972	Shaw	0-12	L
1973	Winston-Salem State	8-17	L
1974	Shaw	35-13	W
1975	Winston-Salem State	32-13	W
1976	Shaw	33-0	W
1977	Winston-Salem State	6-34	L
1978	Shaw	24-19	W
1979	Winston-Salem State	14-41	L
1980	New York Tech	36-12	W
1981	Bowie State	35-6	W
1982	Livingstone	14-6	W
1983	Virginia Union	13-4	W
1984	Tennessee State	0-44	L
1985	Virginia Union	31-0	W
1986	Johnson C. Smith	25-3	W
1987	Virginia Union	7-14	L
1988	University of D.C.	47-6	W
1989	Mississippi Valley State	3-6	L
1990	Bowie State	21-6	W
1991	Virginia Union	13-49	L
1992	Johnson C. Smith	48-6	W
1993	Virginia Union	13-0	W
1994	Morehouse	24-15	W
1995	Delaware State	51-21	W
1996	North Carolina A&T	20-24	L
1997	Florida A&M	18-15	W
1998	North Carolina A&T	20-24	L
1999	Delaware State	21-0	W
2000	New Hampshire	17-31	L
2001	Delaware State	31-20	W
2002	Southwest Missouri St.	26-28	L
2003	Delaware State	41-9	W
2004	Jackson State	38-19	W
2005	Delaware State	26-8	W
2006	Howard	46-7	W
2007	Morgan State	24-17 (OT)	W
2008	Howard	38-27	W
2009	North Carolina Central	31-24	W
2010	North Carolina A&T	35-21	W
2011	Florida A&M	23-17	W
2012	Old Dominion	7-45	L
2013	Tennessee Tech	27-30	L
2014	William & Mary	14-42	L
2015	Kentucky State	35-20	W
2016	William & Mary	14-24	L

SEASON OPENERS (SINCE 1902)

Record: 75-37-3

1902	Armstrong Man. Train.	16-0	W
1903	Armstrong Man. Train.	21-2	W
1904	Petersburg	0-6	L
1905	Petersburg	0-12	L
1906	Monarchs	5-0	W
1907	Columbia	1-0	W
1908	Virginia Union	11-0	W
1909	Virginia Union	22-0	W
1910	Lynchburg Seminary	69-0	W
1911	Lancasters	11-0	W
1912	Lancasters	27-0	W
1913	N.N. High School	69-0	W
1914	Livingstone	39-0	W
1915	St. Paul's	58-0	W
1916	Roanoke Athletic Club	89-0	W
1917	Vandals	57-0	W
1918	Howard	7-0	W
1919	Naval Base	29-0	W
1920	Naval Base	39-0	W
1921	St. Paul's	26-2	W
1922	Morgan State	6-0	W
1923	Morgan State	44-0	W
1924	North Carolina College	31-0	W
1925	Virginia Seminary	0-3	L
1926	Virginia Seminary	3-3	T
1927	Virginia Seminary	13-13	T
1928	Virginia Seminary	2-0	W
1929	Howard	6-0	W
1930	St. Paul's	40-0	W
1931	North Carolina College	24-0	W
1932	North Carolina College	19-0	W
1933	North Carolina College	7-0	W
1934	Bluefield College	6-7	L
1935	North Carolina College	31-0	W
1936	Virginia State	7-12	L
1937	South Carolina State	7-6	W
1938	South Carolina State	21-6	W
1939	Bluefield College	6-7	L
1940	St. Paul's	13-7	W
1941	St. Paul's	52-0	W
1942	Camp Pickett	13-0	W
1943	Johnson C. Smith	19-6	W
1944	Johnson C. Smith	12-12	T
1945	Johnson C. Smith	6-7	L
1946	Johnson C. Smith	33-0	W
1947	Johnson C. Smith	13-8	W
1948	Shaw	14-0	W
1949	Shaw	7-13	L
1950	Shaw	13-7	W
1951	Shaw	12-6	W
1952	Fayetteville State	20-0	W
1953	Fayetteville State	19-12	W
1954	Fayetteville State	12-8	W
1955	Fayetteville State	21-6	W
1956	Fayetteville State	7-19	L
1957	Fayetteville State	6-0	W
1958	Fayetteville State	18-6	W
1959	Johnson C. Smith	8-14	L
1960	Morgan State	7-24	L
1961	Morgan State	7-13	L
1962	Morgan State	0-41	L
1963	Morgan State	0-38	L
1964	Morgan State	7-53	L
1965	Morgan State	0-41	L
1966	Shaw	48-16	W
1967	Shaw	46-12	W
1968	Shaw	20-6	W
1969	Shaw	6-18	L
1970	Winston-Salem State	20-46	L
1971	Winston-Salem State	26-32	L
1972	Rhode Island	0-27	L
1973	Winston-Salem State	8-17	L
1974	Winston-Salem State	0-15	L
1975	Winston-Salem State	32-13	W

1976	Winston-Salem State	27-22	W
1977	Winston-Salem State	6-34	L
1978	Winston-Salem State	6-21	L
1979	Liberty Baptist	20-41	L
1980	Bowie State	22-16	W
1981	Bowie State	35-6	W
1982	Bowie State	31-9	W
1983	Tennessee State	14-20	L
1984	Tennessee State	0-44	L
1985	Johnson C. Smith	10-6	W
1986	Johnson C. Smith	25-3	W
1987	University of D.C.	34-0	W
1988	University of D.C.	47-6	W
1989	Mississippi Valley State	6-3	W
1990	Texas Southern	28-16	W
1991	Johnson C. Smith	15-26	L
1992	Johnson C. Smith	48-6	W
1993	Livingstone	48-6	W
1994	Livingstone	24-15	W
1995	Morehouse	42-14	W
1996	Clark-Atlanta	13-6	W
1997	William & Mary	6-31	L
1998	Florida A&M	21-14	W
1999	Delaware State	21-0	W
2000	New Hampshire	17-31	L
2001	New Hampshire	29-45	L
2002	James Madison	31-28	W
2003	Villanova	6-41	L
2004	Jackson State	38-19	W
2005	Jackson State	20-7	W
2006	Grambling State	27-26 (OT)	W
2007	Howard	31-24	W
2008	Jackson State	17-13	W
2009	North Carolina Central	31-24	W
2010	Central Michigan	0-33	L
2011	Alabama A&M	21-20	W
2012	Tennessee Tech	31-41	L
2013	Western Illinois	9-42	L
2014	Old Dominion	28-41	L
2015	Kentucky State	35-20	W
2016	Old Dominion	21-54	L

ALL-TIME HOMECOMING RESULTS (SINCE 1928)

Results: 53-34-2

1928	Virginia Union	25-0	W
1929	West Virginia State	0-7	L
1930	Virginia Union	14-7	W
1931	Howard	25-0	W
1932	Virginia Union	13-14	L
1933	Howard	28-0	W
1934	Virginia Union	0-6	L
1935	Lincoln	20-0	W
1936	Howard	35-0	W
1937	Virginia	7-39	L
1938	Howard	13-12	W
1939	Lincoln	12-6	W
1940	Morgan State	0-0	T
1941	Virginia State	0-14	L
1942	Howard	12-0	W
1943	North Carolina A&T	18-12	W
1944	Morgan State	0-55	L
1945	Lincoln	12-0	W
1946	Howard	6-9	L
1947	Virginia Union	14-13	W
1948	Howard	0-6	L
1949	Morgan State	0-26	L
1950	Virginia Union	9-6	W
1951	Lincoln	7-3	W
1952	Howard	34-7	W
1953	Lincoln	57-0	W
1954	Howard	13-13	T
1955	Virginia State	6-18	L
1956	Howard	20-0	W
1957	Lincoln	7-1	W
1958	Howard	8-12	L

1959	Virginia State	0-25	L
1960	Howard	24-20	W
1961	Tuskegee	17-14	W
1962	Juniata	6-27	L
1963	Shaw	13-10	W
1964	Howard	6-14	L
1965	Shaw	14-20	L
1966	Howard	32-19	W
1967	Tuskegee	12-28	L
1968	Howard	34-6	W
1969	Tuskegee	12-28	L
1970	Howard	14-41	L
1971	Virginia State	22-45	L
1972	Howard	3-21	L
1973	Tuskegee	6-20	L
1974	Howard	12-27	L
1975	Bowie State	21-28	L
1976	Howard	7-28	L
1977	Virginia State	0-37	L
1978	St. Paul's	20-12	W
1979	Virginia State	0-37	L
1980	St. Paul's	28-18	W
1981	Guilford	31-6	W
1982	St. Paul's	34-0	W
1983	Fayetteville State	14-7	W
1984	St. Paul's	14-7	W
1985	St. Paul's	15-3	W
1986	St. Paul's	21-0	W
1987	Elizabeth City State	25-18	W
1988	West Virginia Tech	37-9	W
1989	Elizabeth City State	35-27	W
1990	Morehouse	32-0	W
1991	Tuskegee	33-46	L
1992	North Carolina Central	31-19	W
1993	Tuskegee	46-12	W
1994	Livingstone	47-7	W
1995	Elizabeth City State	36-13	W
1996	Bethune-Cookman	38-24	W
1997	Delaware State	20-14	W
1998	Bethune-Cookman	13-14	L
1999	South Carolina State	39-27	W
2000	Bethune-Cookman	31-34	L
2001	South Carolina State	28-17	W
2002	Bowie State	49-0	W
2003	South Carolina State	32-12	W
2004	Bethune-Cookman	24-17	W
2005	South Carolina State	14-10	W
2006	Winston-Salem State	13-3	W
2007	South Carolina State	24-28	L
2008	Winston-Salem State	30-35	L
2009	South Carolina State	9-21	L
2010	Bethune-Cookman	18-23	L
2011	N. Carolina Central	30-27 (OT)	W
2012	Savannah State	21-13	W
2013	North Carolina A&T	31-26	W
2014	Morgan State	35-38	L
2015	Delaware State	21-7	W
2016	Morgan State	21-12	W

ALL-TIME OPPONENTS INDEX

Alabama A&M (1-1)

2009	L	24-31	Away
2011	W	21-20	Neutral

Albany State (1-0)

1993	W	33-7	Home
------	---	------	------

Alcorn State (0-2)

1991	L	14-67	Away
2002	L	23-27	Neutral

Arkansas-Pine Bluff (1-0)

1999	W	26-13	Neutral
------	---	-------	---------

Armstrong Manual Training School (2-0)

1902	W	16-0	
1903	W	21-2	

Atlanta Baptist (0-1)

1909	L	5-16	
------	---	------	--

Bethune-Cookman (10-10)

1995	W	34-14	Neutral
1996	W	38-24	Home
1997	W	27-0	Away
1998	L	13-14	Home
1999	L	27-34	Away
2000	L	31-34	Home
2001	W	44-41	Away
2002	W	37-7	Home
2003	L	27-30	Away
2004	W	24-17	Home
2005	W	24-10	Away
2006	W	34-17	Home
2007	W	31-24	Away
2008	L	6-17	Home
2009	L	24-27	Away
2010	L	18-23	Home
2011	L	31-35	Away
2012	L	26-38	Home
2013	L	12-42	Away
2014	W	40-35	Home

Bloomsburg (0-1)

1985	L	28-38	Away
------	---	-------	------

Bluefield College (5-8-3)

1930	W	19-18	
1932	W	6-0	
1933	T	6-6	
1934	L	6-7	
1935	W	12-8	
1936	T	6-6	
1937	W	6-0	
1938	W	7-0	
1939	L	6-7	
1940	L	7-14	
1941	L	0-10	
1942	T	7-7	
1955	L	0-19	Away
1956	L	6-33	Home
1957	L	0-34	Away
1958	L	19-21	Home

Bowie State (13-5)

1974	L	10-12	Away
1975	L	21-28	Home
1976	W	19-11	Away
1977	W	27-7	Home
1978	W	8-6	Away
1979	L	20-24	Home
1980	W	22-16	Away
1981	W	35-6	Home

1982	W	31-9	Away
1985	W	40-0	Home
1987	W	25-7	Away
1988	L	27-18	Home
1989	W	17-7	Away
1990	W	21-6	Home
1991	L	14-17	Away
1992	W	48-7	Home
1993	W	35-6	Away
2002	W	49-0	Home

Camp Pickett (2-0)

1942	W	13-0	
1943	W	20-7	Away

Central Michigan (0-1)

2010	L	0-33	Away
------	---	------	------

Central State (1-1)

1987	L	13-0	Away
2006	W	42-12	Neutral

Cheyney (2-0)

1985	W	31-7	Away
1992	W	72-0	Home

Chowan (1-0)

1993	W	41-0	Home
------	---	------	------

Claflin (1-0)

1958	W	25-0	Home
------	---	------	------

Clark-Atlanta (1-0)

1996	W	13-6	Away
------	---	------	------

Coastal Carolina (0-2)

2013	L	17-50	Away
2016	L	7-26	Away

Columbia (1-1)

1906	W	10-0	
1907	L	0-1	

Connecticut (0-1)

1998	L	34-42	Away
------	---	-------	------

C.W. Post (1-0)

1994	W	85-7	Home
------	---	------	------

Delaware State (28-14)

1945	L	0-14	Home
1946	W	12-0	Home
1953	W	26-0	Home
1954	L	0-7	Away
1955	L	0-12	Home
1956	L	6-46	Away
1957	W	6-0	Home
1958	W	28-14	Away
1959	W	26-8	Home
1960	W	13-8	Away
1961	L	8-22	Home
1962	L	9-12	Away
1963	W	25-6	Home
1964	L	23-26	Away
1965	L	13-30	Home
1966	W	6-0	Away
1967	W	35-6	Home
1968	W	17-10	Away
1969	L	0-20	Home
1970	L	0-49	Away
1995	W	51-21	Home
1996	W	6-0	Away
1997	W	24-20	Home
1998	W	41-13	Away
1999	W	21-0	Home
2000	W	54-28	Away

2001	W	31-20	Home
2002	W	44-13	Away
2003	W	41-9	Home
2004	L	23-28	Away
2005	W	26-8	Home
2006	W	29-14	Away
2007	L	17-24	Home
2008	W	17-14	Away
2009	L	6-21	Home
2010	W	20-14	Away
2011	W	42-6	Home
2012	L	27-35	Away
2013	W	30-7	Home
2014	W	23-0	Away
2015	W	21-7	Home
2016	W	27-17	Away

District of Columbia (4-0-1)

1984	T	7-7	Home
1985	W	34-6	Away
1986	W	36-12	Home
1987	W	34-0	Away
1988	W	47-6	Home

Elizabeth City State (14-7-3)

1971	L	12-74	Home
1972	L	0-24	Away
1973	T	3-3	Home
1974	W	28-27	Home
1975	W	27-13	Home
1976	W	36-0	Away
1977	W	31-0	Home
1978	W	14-13	Away
1979	L	8-28	Away
1980	L	16-20	Home
1981	L	10-17	Away
1982	W	17-3	Home
1983	W	20-0	Home
1984	T	7-7	Away
1985	W	25-6	Home
1986	T	14-14	Away
1987	W	25-18	Home
1988	W	44-23	Away
1989	W	35-27	Home
1990	L	7-14	Away
1991	L	21-23	Home
1992	W	30-22	Away
1993	W	40-0	Home
1994	W	40-7	Away
1995	W	36-13	Home

Emory & Henry (2-0)

1980	W	38-27	Away
1981	W	50-17	Home

Fayetteville State (12-3)

1952	W	20-0	Home
1953	W	19-12	Home
1954	W	12-8	Home
1955	W	21-6	Away
1956	L	7-19	Home
1957	W	6-0	Away
1958	W	18-6	Home
1959	W	32-0	Away
1960	W	39-0	Home
1961	W	13-0	Away
1962	L	7-8	Home
1983	W	14-7	Home
1984	L	19-21	Away
1989	W	26-19	
1994	W	34-13	Away
1995	W	28-7	Home

Florida A&M (9-13)

1937	L	20-25	Neutral
1943	W	39-0	Neutral

1944	L	0-40	Home
1947	L	0-7	Neutral
1986	L	9-44	Away
1996	L (60T)	58-59	Neutral
1997	W	18-15	Home
1998	W	21-14	Away
1999	L	6-41	Home
2000	L	24-52	Away
2001	L	35-47	Home
2002	L	13-25	Away
2003	L	23-34	Home
2005	W	34-14	Home
2006	W	59-7	Away
2007	W	30-15	Home
2008	L	24-45	Away
2009	W	25-0	Home
2010	L	12-17	Away
2011	W	23-17	Home
2012	L	20-44	Away
2015	W	33-0	Home
2016	L	14-31	Away

Fort Bragg (1-0)

1947	W	19-0	Home
------	---	------	------

Gardner-Webb (2-1)

1978	L	13-28	Away
2004	W	48-25	Home
2005	W	52-21	Away

Grambling State (6-2)

1990	L	3-22	Away
1993	W	27-26	Neutral
1994	L	29-32	Neutral
1995	W	16-7	Neutral
1997	W	42-7	Neutral
1998	W	28-15	Neutral
1999	W	27-7	Neutral
2006	W (OT)	27-26	Neutral

Howard (49-42-1)

1908	W	2-0	
1909	L	0-5	
1910	L	0-39	
1911	L	0-11	
1912	L	7-13	
1913	W	8-6	
1914	L	0-6	
1915	W	18-0	
1916	W	12-3	
1917	W	37-0	
1918	W	6-2	
1919	L	7-12	
1920	L	0-18	
1921	L	0-34	
1922	W	13-0	
1923	L	6-10	
1924	L	3-7	
1929	W	6-0	
1930	W	13-6	
1931	W	25-0	Home
1932	W	19-6	
1933	W	28-0	Home
1934	L	0-7	
1935	W	26-0	
1936	W	35-0	Home
1937	L	6-13	
1938	W	13-12	Home
1939	W	25-6	
1940	W	25-0	
1941	W	19-6	
1942	W	12-0	Home
1944	W	7-0	Away
1945	L	6-17	Home
1946	L	6-19	Home
1947	W	19-13	Away



1948	L	0-6	Home	1948	T	20-20	Away	1951	W	7-3	Home	1932	T	6-6	
1949	L	0-7	Away	1959	L	8-14	Away	1952	W	21-0	Home	1933	L	6-13	
1950	L	7-12	Home	1975	L	6-21	Home	1953	W	57-0	Home	1934	L	0-28	
1951	L	0-7	Away	1976	W	18-16	Away	1954	W	6-2	Away	1935	L	0-13	
1952	W	34-7	Home	1977	W	35-7	Home	1955	W	35-0	Home	1936	L	6-7	
1953	L	7-11	Away	1978	W	19-6	Away	1956	W	12-6	Away	1937	L	0-26	
1954	T	13-13	Home	1979	W	19-9	Home	1958	W	42-0	Away	1938	L	6-19	
1955	W	14-0	Away	1980	L	14-27	Away	1959	W	20-2	Home	1939	L	6-7	
1956	W	20-0	Home	1985	W	10-6	Away	1960	W	35-2	Away	1940	T	0-0	Home
1957	W	19-6	Away	1986	W	25-3	Home				1941	W	8-6		
1958	L	12-18	Home	1991	L	15-26	Away	Livingstone (9-0)			1942	L	3-24		
1959	L	7-14	Away	1992	W	48-6	Home	1909	W	21-0	1943	L	0-2		
1960	W	24-20	Home	1993	W	43-6	Away	1914	W	39-0	1944	L	0-55	Home	
1961	W	37-0	Away	1994	W	77-3	Home	1931	W	44-0	1945	L	0-21	Home	
1962	W	32-14	Home					1981	W	10-7	Away	1946	L	0-20	Home
1963	L	14-32	Away	Juniata (1-1)				1982	W	14-6	Home	1947	L	0-9	Home
1964	L	6-14	Home	1961	W	31-0	Away	1987	W	10-6	Away	1948	L	0-34	Home
1965	L	8-26	Away	1962	L	6-27	Home	1988	W	44-14	Home	1949	L	0-26	Home
1966	W	32-19	Home					1993	W	48-6	Away	1950	L	13-17	Home
1967	W	14-8	Away	Kentucky State (1-0)				1994	W	47-7	Home	1951	W	7-6	Home
1968	W	34-6	Home	2015	W	35-20					1952	L	7-26	Home	
1969	L	0-16	Away					Lynchburg Seminary (3-0)			1953	L	13-26	Home	
1970	L	14-41	Home	Lancasters (5-0)				1908	W	80-0	1954	L	6-39	Away	
1971	L	0-35	Away	1911	W	11-0		1909	W	22-0	1955	L	7-45	Home	
1972	L	3-21	Home					1910	W	69-0	1956	L	13-19	Away	
1973	L	0-51	Away	1912	W	27-0					1957	L	6-25	Home	
1974	L	12-27	Home					Maryland Eastern Shore (2-6-1)			1958	L	0-60	Away	
1975	L	15-19	Away	1913	W	71-0		1950	L	12-48	1959	W	9-6	Home	
1976	L	7-28	Home					1951	W	20-0	1960	L	7-28	Away	
1977	L	14-20	Away	Liberty (2-4)				1952	L	0-2	1961	L	7-13	Home	
1978	L	6-17	Home	1979	L	20-14	Away	1953	T	7-7	Home	1962	L	0-41	Away
1979	L	12-28	Away	1980	L	18-51	Away	1954	L	0-26	Away	1963	L	0-38	Home
1980	L	21-38	Home	1995	L	14-28	Away	1955	L	0-6	Home	1964	L	7-35	Away
1984	W	13-7	Away	1996	L	30-34	Home	1956	L	0-34	Away	1965	L	0-41	Home
1986	L	7-21	Home	1997	W	33-27	Away	1976	L	3-12	Home	1966	L	0-69	Away
1994	W	21-20	Home	1998	W	21-0	Home	1977	W	15-13	Away	1968	L	14-48	Away
1995	L	22-34	Neutral								1969	L	3-74	Home	
1997	W	49-21	Neutral	Lighthearths (0-0-1)				Miles College (1-0)			1982	W	13-7	Home	
1998	W	38-31	Neutral	1920	T	18-18		2014	W	34-30	Home	1983	W	28-12	Away
1999	W	28-27	Neutral								1995	W	54-20	Away	
2000	W	26-24	Neutral	Lincoln (Pa.) (33-11-3)				Mississippi Valley State (1-0)			1996	L	22-23	Away	
2001	W	27-20	Away	1909	W	5-0		1989	W	6-3	Home	1997	W	10-0	Away
2002	W	51-2	Home	1910	L	5-6					1998	W	55-0	Home	
2003	W	17-14	Away	1911	W	5-2		Monarchs (1-0)			1999	W	34-14	Home	
2004	W	47-14	Home	1912	W	10-6		1906	W	5-0	2000	W	31-14	Home	
2005	W	22-12	Away	1913	W	13-0					2001	W	35-20	Home	
2006	W	46-7	Home	1914	W	1-0		Morehouse (14-6-3)			2002	L	45-52	Away	
2007	W	31-24	Away	1916	W	19-7		1959	T	7-7	Away	2003	W (OT)	24-21	Neutral
2008	W	38-27	Home	1917	W	7-0		1960	L	7-12	Home	2004	W	49-37	Neutral
2009	W	37-0	Home	1918	L	0-7		1961	W	21-0	Away	2005	W	44-14	Neutral
2010	W	31-21	Away	1919	L	6-14		1962	W	12-0	Home	2006	W	26-7	Neutral
2011	L	7-10	Home	1920	W	14-0		1963	W	20-6	Away	2007	W (OT)	24-17	Home
2012	L	10-20	Away	1921	L	0-13		1964	W	14-7	Home	2008	W	17-13	Away
2013	L (20T)	39-42	Home	1922	W	9-7		1965	W	20-6	Away	2009	L	13-16	Home
2014	L	29-30	Away	1923	W	7-3		1966	W	65-0	Home	2010	W	21-16	Away
2015	W	37-19	Neutral	1924	L	3-7		1967	W	40-21	Away	2011	W	42-18	Home
2016	W	34-7	Neutral	1927	W	12-0		1968	T	12-12	Home	2012	W	27-17	Away
				1928	W	36-6		1969	L	12-19	Away	2013	L	27-30	Away
Jackson State (3-0)				1929	L	6-13		1970	L	13-51	Home	2014	L	35-38	Home
2004	W	38-19	Away	1930	T	0-0		1971	L	7-13	Away	2015	W	20-10	Away
2005	W	20-7	Away					1972	L	9-13	Home	2016	W	21-12	Home
2008	W	17-13	Neutral	1931	W	13-6		1973	T	13-13	Away				
				1933	W	32-8		1987	W	32-8	Away	Morris Brown (2-1)			
James Madison (2-0)				1934	W	12-0		1988	W	28-0	Home	1949	W	14-7	Home
1981	W	17-15	Away	1935	W	20-0	Home	1989	W	18-13	Away	1950	L	0-27	Away
2002	W	31-28	Away	1936	W	7-0		1990	W	32-0	Home	1993	W	49-14	Away
				1937	L	0-6		1991	L	17-20	Away				
Johnson C. Smith (15-5-2)				1940	W	7-0		1992	W	46-19	Home	Naval Base (2-0)			
1926	W	49-0		1942	T	13-13		1994	W	24-15	Home	1919	W	29-0	
1932	W	19-0		1944	L	0-15	Home	1995	W	42-14	Away	1920	W	39-0	
1933	W	42-6		1945	W	12-0	Home								
1943	W	19-6	Away	1946	L	7-10	Home	Morgan State (26-37-2)				New Hampshire (0-3)			
1944	T	12-12	Away	1947	T	0-0	Home	1922	W	6-0		2000	L	17-31	Home
1945	L	6-7	Away	1948	L	0-12	Home	1923	W	44-0		2001	L	29-45	Away
1946	W	33-0	Away	1949	W	45-13	Home	1930	W	6-3		2006	L	38-41	Home
1947	W	13-8	Away	1950	W	14-12	Home	1931	W	26-0					

ALL-TIME SERIES RECORD VS. OPPONENTS

Newport News High School (1-0)

1913 W 69-0

Newport News YMCA (2-0)

1919 W 20-0
1920 W 1-0

New York Tech (2-0)

1979 W 19-10
1980 W 36-12

Norfolk State (25-28-1)

1961 L 0-42
1964 L 9-13
1965 L 0-20
1966 L 27-33
1967 L 20-23
1968 W 13-7
1969 L 6-39
1970 L 0-52
1971 L 15-30
1972 L 14-33
1973 L 6-21
1974 L 10-27
1975 W 27-7
1976 L 7-24
1977 W 18-0
1978 L 6-16
1979 L 13-26
1980 L 14-37
1981 W 23-20
1982 L 7-25
1983 W 14-12
1984 L 7-15
1985 W 36-35
1986 W 19-14
1987 W 48-14
1988 L 27-34
1989 T 20-20
1990 L 18-27
1991 L 12-26
1992 W 60-0
1993 W 48-21
1994 W 53-28
1995 W 23-18
1996 L 7-14
1997 W 9-2
1998 W 59-14
1999 W 28-27
2000 W 47-19
2001 L 20-28
2002 W 31-14
2003 W 52-0
2004 W 58-10
2005 W 55-14
2006 W 42-13
2007 L 42-13
2008 W 35-17
2009 L 6-46
2010 W 7-6
2011 L 24-34
2012 W 28-14
2013 W 27-17
2014 L 13-21
2015 L 14-24
2016 L 10-17

North Alabama (0-2)

1992 L 21-33
1993 L 20-45

North Carolina A&T State (26-18-2)

1909 W 11-0
1925 W 12-0
1926 W 14-6
1927 L 0-13

1928 W 12-0
1929 L 0-3
1930 L 7-12
1931 W 21-0
1936 W 20-0
1937 W 19-14
1938 T 0-0
1939 T 0-0
1940 L 0-14
1941 W 6-0
1942 W 18-0
1943 L 6-7
1944 L 0-12
1945 W 7-6
1946 W 12-0
1947 W 7-0
1948 W 21-0
1949 L 13-20
1950 L 0-14
1951 L 7-20
1952 L 13-26
1982 W 19-9
1983 L 10-13
1986 L 20-24
1987 W 7-2
1988 W 23-10
1989 L 16-41
2000 L 28-31
2001 W 23-7
2002 W 17-7
2003 L 28-38
2004 W 51-24
2005 W 31-14
2006 W 48-14
2007 W 59-14
2008 W 44-7
2009 W 24-17
2010 W 35-21
2013 W 31-26
2014 L 14-31
2015 L 31-45
2016 L 9-31

North Carolina Central (18-7)

1924 W 31-0
1926 W 20-0
1928 W 33-7
1929 W 24-0
1931 W 24-0
1932 W 19-0
1933 W 7-0
1934 W 20-0
1935 W 31-0
1951 L 6-28
1952 L 12-21
1953 L 0-28
1954 L 0-28
1983 L 20-24
1984 W 17-13
1989 W 27-7
1990 W 33-21
1991 W 44-28
1992 W 31-19
2009 W 31-24
2010 W 27-13
2011 W (OT) 30-27
2012 L 20-37
2013 W 29-21
2014 L 13-47

Old Dominion (0-5)

2010 L 14-28
2011 L 42-45
2012 L 7-45
2014 L 28-41
2016 L 21-54

Petersburg (2-3-1)

1904 L 0-6
1905 L 0-12
1906 L 5-10
1917 W 25-6
1919 T 13-13
1920 W 12-0

Phoebe (2-0)

1906 W 40-0
1907 W 12-0

Princeton (2-0)

2007 W 48-27
2011 W 28-23

Rhode Island (0-2)

1972 L 0-27
2001 L 7-56

Richmond (0-3)

2005 L 10-38
2014 L 17-42
2015 L 28-31

Roanoke Athletic Club (1-0)

1916 W 89-0

St. Augustine's (1-0)

1910 W 75-6

St. Paul's (34-4)

1915 W 58-0
1919 W 25-0
1921 W 26-2
1922 W 3-0
1923 W 7-6
1924 W 14-0
1925 W 34-9
1926 W 14-3
1927 W 27-0
1928 W 27-0
1929 W 20-0
1930 W 40-0
1931 W 20-0
1932 W 9-0
1933 W 26-0
1934 W 13-7
1935 W 33-6
1936 W 21-0
1940 W 13-7
1941 W 52-0
1970 L 6-27
1971 W 15-12
1972 W 33-6
1973 L 13-14
1974 W 38-36
1975 W 22-14
1976 L 14-20
1977 W 38-14
1978 W 20-12
1979 W 34-12
1980 W 28-18
1981 W 39-0
1982 W 34-0
1983 L 14-19
1984 W 14-7
1985 W 15-3
1986 W 21-0
1987 W 68-0

Savannah State (7-0)

2003 W 48-13
2004 W 58-7
2005 W 44-6

2011 W 22-5
2012 W 21-13
2015 W 42-3
2016 W 28-24

Shaw (24-9-2)

1907 W 6-5
1908 T 0-0
1911 W 2-0
1912 W 34-0
1913 W 70-0
1915 W 59-0
1920 L 0-13
1921 L 7-13
1922 W 1-0
1923 W 6-0
1924 T 0-0
1925 W 3-0
1926 W 23-0
1927 W 45-0
1928 W 66-0
1948 W 14-0
1949 L 7-13
1950 W 13-7
1951 W 12-6
1963 W 13-10
1964 L 24-28
1965 L 14-20
1966 W 46-16
1967 W 48-12
1968 W 20-6
1969 L 6-18
1970 L 0-20
1971 L 0-46
1972 L 0-12
1973 W 10-0
1974 W 35-13
1975 W 12-8
1976 W 33-0
1977 W 34-7
1978 W 24-19

South Carolina State (12-9)

1937 W 7-6
1938 W 21-6
1996 W 20-14
1997 W 20-14
1998 W 20-7
1999 W 39-27
2000 W 40-37
2001 W 28-17
2002 L (OT) 41-47
2003 W 32-12
2004 W 52-36
2005 W 14-10
2006 L 6-13
2007 L 24-28
2008 L 13-35
2009 L 9-21
2010 L 7-10
2013 L 6-30
2014 L 10-17
2015 L 20-34
2016 W 28-26

Southern (1-1)

1995 L 22-45
1999 W 24-3

Southern Illinois (0-2)

2007 L 27-46
2008 L 31-37

Southern Utah (1-0)

2000 W (OT) 42-34



Southwest Missouri State (0-1)	1939	L	0-14	1927	W	12-7	Wilberforce (1-0)
2002 L 26-28 Home	1940	L	0-6	1928	W	25-0	1948 W 20-19 Home
Tennessee State (0-2)	1941	L	0-8	Home 1929	L	0-6	William & Mary (0-7)
1983 L 14-20 Away	1942	T	6-6	1930	W	14-7	1997 L 6-31 Away
1984 L 0-44 Home	1943	W	13-0	Away 1931	W	14-0	1998 L 34-41 Home
Tennessee Tech (0-2)	1944	L	32-6	Away 1932	L	13-14	2004 L 35-42 Away
2012 L 31-41 Away	1945	L	0-35	Away 1933	W	26-0	2013 L 7-31 Away
2013 L 27-30 Home	1946	L	9-14	Away 1934	L	0-6	2014 L 14-42 Home
Texas Southern (0-1)	1947	W	16-13	Away 1935	W	15-7	2015 L 7-40 Away
1990 L 16-28 Away	1948	L	0-13	Away 1936	W	24-6	2016 L 14-24 Away
Tuskegee (13-16)	1949	W	27-21	Away 1937	L	12-14	Winston-Salem State (10-16-1)
1907 W 10-0	1950	L	7-12	Away 1938	L	0-6	1953 W 47-0 Away
1909 L 0-6	1951	L	0-6	Away 1939	W	14-6	1954 W 24-13 Home
1910 W 15-12	1952	L	0-31	Away 1940	L	6-7	1955 L 0-20 Away
1947 W 19-0	1953	W	19-18	Home 1941	W	20-8	1956 T 7-7 Home
1948 W 15-7	1954	L	0-27	Away 1942	W	27-12	Away 1957 L 6-32 Away
1949 W 47-0	1955	L	6-18	Home 1943	L	19-21	Home 1958 W 16-6 Home
1960 L 20-30	1956	L	20-24	Away 1944	W	18-0	Away 1970 L 20-46 Away
1961 W 17-14	1957	L	0-13	Home 1945	L	14-13	Away 1971 L 26-32 Home
1962 L 0-10	Away 1958	W	21-18	Away 1946	W	13-7	Home 1972 L 0-47 Away
1963 W 33-28	Away 1959	L	0-25	Home 1947	W	9-16	Away 1973 L 8-13 Home
1964 L 9-42	Home 1960	W	21-6	Away 1948	L	34-13	Away 1974 L 0-15 Away
1965 L 12-15	Home 1961	W	6-0	Home 1949	W	13-7	Home 1975 W 32-13 Home
1966 L 34-38	Away 1962	W	19-12	Away 1950	L	20-13	Home 1976 W 27-22 Away
1967 L 13-28	Home 1963	L	12-30	Home 1951	W	31-7	Away 1977 L 6-34 Home
1968 L 6-53	Away 1964	L	6-39	Away 1952	W	0-31	Home 1978 L 6-21 Away
1969 L 12-20	Home 1965	L	6-48	Home 1953	W	0-20	Away 1979 L 14-41 Home
1970 L 0-33	Away 1966	W	7-0	Away 1954	W	21-12	Home 1985 L 13-47 Home
1971 L 7-27	Home 1967	L	19-20	Home 1955	W	2-8	Away 1986 L 6-38 Away
1972 L 6-39	Away 1968	T	7-7	Away 1956	L	8-15	Home 1987 L 12-22 Home
1973 L 6-20	Home 1969	L	7-9	Home 1957	L	17-28	Home 1991 L 6-20 Home
1974 L 0-55	Away 1970	L	2-85	Away 1958	W	14-39	Away 1992 W 27-14 Away
1987 W 23-14	Home 1971	L	0-26	Home 1959	L	7-17	Home 2000 W 40-6 Home
1988 W 37-17	Away 1972	L	0-35	Away 1960	L	6-34	Away 2006 W 13-3 Home
1989 W 37-21	Home 1973	L	0-10	Home 1961	L	6-29	Home 2007 L 19-20 Away
1990 W 45-26	Away 1974	L	7-33	Away 1962	L	33-0	Away 2008 L 30-35 Home
1991 L 33-46	Home 1975	L	14-26	Home 1963	L	10-12	Home 2009 W (OT) 16-13 Away
1992 L 28-41	Away 1976	W	38-36	Away 1964	L	7-42	Youngstown State (0-1)
1993 W 46-12	Home 1977	L	22-45	Home 1965	L	7-14	1997 L 13-28 Away
2003 W 53-0 Neutral	Away 1978	L	27-31	Away 1966	W	14-19	Home
Vandals (1-0)	Home 1979	L	0-37	Home 1967	L	0-35	Home
1917 W 57-0	Away 1980	W	16-9	Away 1968	L	7-20	Away
Villanova (0-1)	Home 1981	W	17-14	Home 1969	L	27-42	Home
2003 L 6-41 Away	Neutral 1982	W	34-13	Away 1970	W	13-10	Away
Virginia Seminary (2-1-2)	1983	L	13-16	Home 1971	L	16-55	Home
1924 W 7-0	1984	W	16-10	Away 1972	L	6-52	Away
1925 L 0-3	1985	W	23-0	Home 1973	L	12-41	Home
1926 T 3-3	1986	L	14-41	Away 1974	L	0-49	Away
1927 T 13-13	1987	W	23-19	Home 1975	L	14-34	Home
1928 W 2-0	1988	L	21-24	Away 1976	W	8-28	Away
Virginia State (32-39-4)	1989	W	21-10	Home 1977	L	13-11	Away
1922 L 6-12	1990	W	7-0	Away 1978	L	31-0	Home
1923 W 7-6	1991	W	39-37	Home 1979	L	7-16	Away
1924 W 25-12	1992	W	55-23	Home 1980	L	7-14	Home
1925 T 0-0	1993	W	42-14	Away 1981	L	28-13	Away
1926 W 31-7	1994	W	44-19	Home 1982	L	28-32	Home
1927 W 6-0	1996	W	14-10	Away 1983	W	40-43	Away
1928 W 17-0	2001	W	55-14	Home 1984	W	13-49	Home
1929 L 0-6	Virginia Union (38-41-3)			Away 1985	W	20-20	Away
1930 W 25-12	1906 W 6-5			Neutral 1986	L	13-0	Home
1931 T 0-0	1907 T 0-0			Neutral 1987	L	56-6	Away
1932 L 6-13	1908 W 11-0			Western Illinois (1-1)			
1933 W 13-0	1909 W 22-0			2004 W 40-20	Home		
1934 L 13-24	1911 W 25-0			2013 L 9-42	Away		
1935 W 20-6	1913 W 30-0			West Virginia State (0-2)			
1936 L 7-12	1914 W 42-0			1928 L 0-7			
1937 L 7-39 Home	1915 W 73-0			1929 L 6-12	Home		
1938 L 7-25	1916 W 15-6			West Virginia Tech (1-0)			
	1918 L 0-3			1988 W 37-9	Home		
	1920 T 0-0						
	1921 L 3-14						
	1923 L 6-7						
	1924 W 12-6						
	1925 W 13-0						
	1926 W 12-0						

ALL-CIAA/ALL-MEAC SELECTIONS

1923	Theodore Coleman	LT	George Cousar	DT	Donald Turner	DB	Andrew Paterini	PK
	Adee Butler	RG	1981 Dennis Mahan	RB	Cordell Taylor	DB	Marquay McDaniel	WR (2nd Team)
	James Jones	RE	Wallace Young	TE	1998 Russell Mills	OG	Marcus Dixon	DL (2nd Team)
1924	James Alexander	RG	Blake Anderson	DB	Mitchell Foreman	OT	Calvin Bannister	DB (2nd Team)
	William Lee	RT	John Wooden	OG	Adrian Wideman	TE	Jahmal Blanchard	P (2nd Team)
1925	George Davis	LE	Phil Harrison	LB	Antico Dalton	DL	Kevin Teel	KR (2nd Team)
	William Lee	LT	Mike Johnson	OT	Charles Preston	DL	2007 T.J. Mitchell	QB
	James Alexander	LG	Kevin Ross	OG	Deon Hunt	LB	Dennis Conley	OL
	O.A. Pindle	C	1982 Reggie Jackson	LB	Donald Turner	DB	Jeremy Gilchrist	WR/PR
1926	William Lee	LT	Wallace Young	TE (2nd Team)	Matt Williams	P	Sam Pope	DB
	Reuben Munday	C	Dennis Mahan	RB (2nd Team)	David Turner	LB (2nd Team)	Marcus Dixon	DL
	George Davis	RE	Nepton Speller	LB	1999 Mitchell Foreman	OT	Kendall Langford	DL
	William Williams	LH	Isaac Readon	DL	Kelly McClendon	C	Jahmal Blanchard	P
1927	Theodore Robinson	LT	1983 Isaac Readon	DL	Adrian Wideman	TE	2008 Justin Brown	WR
	Samuel Gaines	LT	Nepton Speller	LB (2nd Team)	Michael Bland	DL	Dennis Conley	OL
	Carl Hill	LG	Phil Harrison	LB (2nd Team)	Montee Foote	DL	Chris Baker	DL
	Harold Gates	C	George Fayson	P	Deon Hunt	LB	Jahmal Blanchard	P
	Sylvester Perkins	RG	1984 Clarence Bailey	PR	2000 Montrell Coley	RB	Herbert Byne	QB (2nd Team)
	Oscar Jones	FB	Isaac Readon	DL	Greg Scott	DL	Jeremy Gilchrist	WR (2nd Team)
1929	Samuel Gaines	LT	1985 Carl Painter	RB	Michael Bland	DL (2nd Team)	Ryan Cave	C (2nd Team)
	Charles McGowan	RE	Darryl Skinner	WR	Montrell Coley	RB (2nd Team)	Kendrick Ellis	DL (2nd Team)
1930	Samuel Gaines	LT	Isaac Readon	DL	Travis Coleman	DB (2nd Team)	Wakeem Goode	LB (2nd Team)
	Maxwell Thomas	RE	Clarence Bailey	PR	Vincent Lewis	DB (2nd Team)	Jonathan Wade	DB (2nd Team)
1931	James Unthank	OG	Wendell Thorne	OT	2001 Erik Steiner	OG	Carlo Turavani	PK (2nd Team)
	George Rivers	OG	Stanley Crowder	DT	James McCall	OT	Kevin Teel	KR (2nd Team)
	Samuel Gaines	OT	Gary Westberry	C	Zuriel Smith	WR	2009 LaMarcus Coker	RB
	Edwards	FB	1986 Darryl Skinner	WR	Tellis Bolden	K	Julio Sanchez	LB
1932	James Unthank	OG	1987 Anthony Kearney	DL	2002 Erik Steiner	OL	Kenrick Ellis	DL
	George Rivers	OG	1988 Darryl Ryals	OL	Jelani Clement	C	Jahmal Blanchard	P
1933	James Unthank	OG	Johnnie Barnes	WR	Zuriel Smith	WR	Brandon Peguese	DL (2nd Team)
	Ivory Richmond	HB	Tim Dudley	RB	Isaac Hilton	DL	Brandon Roundtree	LB (2nd Team)
1935	Larney Owens	E	Stacy Saunders	DB	Vernon Woodson	LB	2010 Jamal Lewis	OL
1936	Larney Owens	E	1989 Tim Dudley	RB	Tellis Bolden	P	Kenrick Ellis	DL
	Raymond Hopson	QB	Johnnie Barnes	WR	Zuriel Smith	PR (2nd Team)	Brandon Peguese	LB
1939	James Stuart	OG	Stanley Jones	DL	Tellis Bolden	PK (2nd Team)	Ricardo Silva	DB
	James Griffin	B	James Chapman	LB	Travis Oliver	DB (2nd Team)	Antwon Chisholm	RB (2nd Team)
1940	James Stuart	OG	Stacy Saunders	DB	2003 Alonzo Coleman	RB	Darius Johnson	LB (2nd Team)
1941	William Grice	E	1990 Stanley Jones	DL	Patrick Cheatham	OL	2011 Micah Pellerin	DB
1942	David Ware	C	James Chapman	LB	Jelani Clement	C	Ian Davidson	DL (2nd Team)
1943	Bobby Mann	E	1991 Johnnie Barnes	WR	Jerome Mathis	WR	Delbert Tyler	LB (2nd Team)
	Bob King	B	Gareth Bonds	LB	Isaac Hilton	DL	Jordan Stovall	P (2nd Team)
	Tom Casey	B	Jonathan Wilson	DB	Kitwana Jones	LB	2012 Jeremiah Schwartz	RB
1946	Tom Casey	B	1992 Shaun Parker	WR	Paul White	DL	Jordan Stovall	P (2nd Team)
	Tom Casey	B	Carlos Fleeks	RB	Cameron Muro	P	2013 Miles Grooms	DL
1948	Luther Goodall	OG	Ethan Pitts	K	Samuel Murphy	DL (2nd Team)	Justin Blake	DB
	W.C. Lewis	E	Steve Brannon	DE	Travis Oliver	DB (2nd Team)	Anthony Prevost	K
1951	Robert Ayers	F	Chris Williams	DE	2004 Alonzo Coleman	RB	Kory Alpichi	OL (2nd Team)
1956	George Brown	OG	Gareth Bonds	LB	Gerald Perry	OL	Delbert Tyler	LB (2nd Team)
1960	Charles Bey	E	Jason Jones	OL (2nd Team)	Jelani Clement	C	Carvin Johnson	DB (2nd Team)
1966	Sandy Bowers	HB	Antonio Poag	OL (2nd Team)	Marquay McDaniel	WR	Christian Faber-Kinney	P (2nd Team)
1967	Bertram Robinson	OT	Matt Montgomery	QB (2nd Team)	Andrew Paterini	PK	Antwon Chisholm	RB (3rd Team)
1968	Bertram Robinson	OT	1993 Emerson Martin	OL	Micah Littlejohn	DL	2014 Twarn Mixson	WR
1969	Bertram Robinson	OT	Jason Jones	OL	Justin Durant	LB	Christian Faber-Kinney	P
1971	Robert Johnson	FL	Ethan Pitts	K	Cameron Muro	P	Jorrian Washington	RB (2nd Team)
1975	Carl Bascomb	OT	Corey Swinson	DE	Princeton Shepherd	QB (2nd Team)	Kory Alpichi	OL (2nd Team)
	Ron Allen-Bey	CB	Chris Williams	DE	Jerome Mathis	KR (2nd Team)	Joshua Thorne	LB (2nd Team)
1976	Reggie Doss	DE	John Meredith	LB	Gerrell Golightly	OL (2nd Team)	Ronald Rose	OL (3rd Team)
1977	Reggie Midget	SC	1994 Roderick Briggs	OL	Brian Houston	LB (2nd Team)	Miles Grooms	DL (3rd Team)
	Reggie Doss	DE	Antonio Poag	OL	Dirul Diaab	DB (2nd Team)	2015 Twarn Mixson	WR
	Russell Seaton	QB	Todd Covington	K	2005 Alonzo Coleman	RB	Torrian White	OL
	Larry Williams	TE	Hugh Hunter	DE	Gerrell Golightly	OL	Miles Grooms	DL
	Ernie White	DT	Corey Swinson	DE	Andrew Paterini	PK	Christian Faber-Kinney	P
1978	Leroy Jones	OG	John Meredith	LB	Kendall Langford	DL	David Watford	QB (2nd Team)
	Donovan Rose	DB	Melvin Crawford	DB	Justin Durant	LB	Michael Young	OL (2nd Team)
	Victor South	OG	1995 Michael Jenkins	WR	Travarous Bain	DB	Christopher Dukes	RB (3rd Team)
1979	Victor South	OG	Hugh Hunter	DE	Ardell Daniels	RB (2nd Team)	Charles Owens	DL (3rd Team)
	Ernest White	DL	Kevin Williams	LB	Marquay McDaniel	WR (2nd Team)	Joshua Thorne	LB (3rd Team)
	Anthony Smith	WR	1996 Tyrone Mayer	RB	Nevin McCaskill	OL (2nd Team)	Darius Banks	RET (3rd Team)
1980	Michael Johnson	OT	Charles Preston	DL	Micah Littlejohn	DL (2nd Team)	2016 Rashawn Proctor	WR
	Dennis Mahan	RB	Darrell Flythe	LB	Kyle Whitehurst	DB (2nd Team)	Yahkee Johnson	RB (2nd Team)
	Anthony Smith	WR	Michael Jenkins	WR (2nd Team)	2006 Princeton Shepherd	QB	Jack Willenbrock	TE (2nd Team)
	Wallace Young	TE	Lamont Turner	OG (2nd Team)	Alonzo Coleman	RB	Johnny Cruz	OL (2nd Team)
			1997 Charles Jackson	RB	Nevin McCaskill	OL	Christian Faber-Kinney	P (2nd Team)
			Lamont Turner	OG	Kendall Langford	DL	Jaylian Williamson	QB (3rd Team)
			David Turner	LB	Justin Durant	LB	Devin Vandyke	LB (3rd Team)
			Deon Hunt	LB	Travarous Bain	DB	Brendan Cole	DB (3rd Team)



ALL-AMERICAN SELECTIONS

AFCA ALL-AMERICAN

1993	Emerson Martin	OL
1994	John Marshall	LB
1997	Cordell Taylor	DB
1999	Deon Hunt	LB
2002	Zurriel Smith	RS
2003	Jelani Clement	C
2004	Jelani Clement	C
2005	Andrew Paterini	PK
2006	Andrew Paterini	PK

ASSOCIATED PRESS ALL-AMERICAN

1976	Nick Wickham	C (3rd Team)
	Reggie Doss	DE (HM)
1977	Reggie Doss	DE (HM)
1980	Mike Johnson	OT (HM)
	Dennis Mahan	RB (HM)
1981	Phil Harrison	LB (HM)
	Dennis Mahan	RB (HM)
	Mike Johnson	OT (HM)
	Kevin Ross	OG (3rd Team)
1982	Mike Johnson	OT (HM)
	Dennis Mahan	RB (HM)
1983	Isaac Readon	NG (HM)
	Phil Harrison	LB (HM)
	Nepton Speller	LB (HM)
1984	Isaac Readon	NG
1985	Isaac Readon	NG
1993	Emerson Martin	OG
	Christopher Williams	DL
1995	Hugh Hunter	DL
1996	Darrell Flythe	LB
1997	Cordell Taylor	DB
2004	Jerome Mathis	KR
	Jelanie Clement	C (3rd Team)
2005	Alonzo Coleman	RB
	Justin Durant	LB
	Gerell Golightly	OL
	Andrew Paterini	PK
2006	Justin Durant	LB
2007	Jeremy Gilchrist	PR

2009	Jahmal Blanchard	P (3rd Team)
2010	Kenrick Ellis	DL

WALTER CAMP ALL-AMERICAN

2004	Jerome Mathis	KR
2005	Justin Durant	LB
	Gerell Golightly	OL
2007	Jeremy Gilchrist	PR
2010	Kenrick Ellis	DL

SBN BLACK COLLEGE ALL-AMERICAN

1976	Donovan Rose	DB
1981	Dennis Mahan	RB
1982	Dennis Mahan	RB
1994	Corey Swinson	DT
	John Meredith	LB
	Melvin Crawford	FS
	Antonio Poag	OL
1995	Hugh Hunter	DE
	Mike Jenkins	WR
	Kevin Williams	LB
1996	Darrell Flythe	LB

(National Defensive Player of the Year)

1997	Lamont Turner	OL
	Deon Hunt	LB
	David Turner	LB
	Cordell Taylor	CB
1998	Deon Hunt	LB
	Russell Mills	OL
	Donald Turner	CB
2001	James McCall	OL
	Greg Scott	DL
2002	Erik Steiner	OL
2003	Patrick Cheatham	OL
	Kitwana Jones	LB
	Isaac Hilton	DL
	Cameron Muro	P
2004	Jelani Clement	C
	Andrew Paterini	PK
	Micah Littlejohn	DL
	Justin Durant	LB
2005	Alonzo Coleman	RB
	Justin Durant	LB
	Gerell Golightly	OL

2006	Andrew Paterini	PK
	Alonzo Coleman	RB
	Justin Durant	LB
	Kendall Langford	DL
	Andrew Paterini	PK
	Travarous Bain	DB
2007	Kendall Langford	DL
2008	Chris Baker	DL
	Jahmal Blanchard	P
	Dennis Conley	OG
2009	Jahmal Blanchard	P
2010	Kenrick Ellis	DL
2015	Twarn Mixson	WR

BASN HBCU ALL-AMERICAN

2010	Kenrick Ellis	DL
	Brandon Peguese	LB
	Ricardo Silva	DB
	Jamal Lewis	OL

CoSIDA ACADEMIC ALL-AMERICAN

1993	Tim Benson	WR
------	------------	----

SPORTS NETWORK ALL-AMERICAN

1998	Charles Preston	DL
	Russell Mills	OL (3rd Team)
1999	Deon Hunt	LB (2nd Team)
	Michael Blond	DL (3rd Team)
2000	Montrell Coley	RB (3rd Team)
2002	Isaac Hilton	DE (2nd Team)
2004	Jerome Mathis	KR
	Jelani Clement	C (3rd Team)
2005	Alonzo Coleman	RB
	Justin Durant	LB
	Gerell Golightly	OL
	Andrew Paterini	PK
2006	Justin Durant	LB (2nd Team)
2008	Chris Baker	DL
	Dennis Conley	OG (HM)
	Jeremy Gilchrist	PR
	Kevin Teel	KR
2010	Brandon Peguese	LB
	Kenrick Ellis	DL (2nd Team)

PHIL STEELE ALL-AMERICAN		
2010	Kenrick Ellis	DL

COLLEGE SPORTING NEWS ALL-AMERICAN

2010	Kenrick Ellis	DL
------	---------------	----

BEYOND SPORTS NETWORK FCS

ALL-AMERICAN		
2013	Anthony Prevost	K (HM)

BOXTOROW HBCU ALL-AMERICAN

2015	Twarn Mixson	WR
------	--------------	----

NAIA ALL-AMERICAN

1977	Reggie Doss	DL
1978	Donovan Rose	DB
1980	Anthony Smith	WR
1981	Mike Johnson	OL
	Dennis Mahan	RB
	Phil Harrison	DL
1982	Mike Johnson	OL

POSTSEASON ALL-STAR GAMES

Bule-Gray Game		
1997	Cordell Taylor	DB
2003	Isaac Hilton	DL

East-West Shrine Game

2006	Justin Durant	LB
	Alonzo Coleman	RB
	Travarous Bain	DB
2007	Kendall Langford	DL
2012	Micah Pellerin	DB

FCS Senior Scout Bowl		
2012	Lyndell Gibson	LB

Hula Bowl		
2007	Marcus Dixon	DL



ALL-TIME ROSTER

A

Abrams, James	2004, '05, '06
Adams, Anthony Jr.	2002, '03, '04, '05
Adams, Douglas	1973
Adams, James	1996
Adams, Marvin	1998
Adams, Ralph	1981
Adams, Roosevelt	1968, '69
Aderson, Derrick	1969
Akers, Lloyd	1992, '93
Alberty, Ive	1970
Alderman, Clyde	1982, '83, '84
Alderman, Rodney	1982, '83, '84, '85, '86
Alexander, Paul	1982, '84, '85, '86
Alford, Kenny	1977
Allen, Daniel	2008, '09, '10
Allen, Eddie	1976, '77, '78, '79
Allen, Jeffery	2009, '10, '11
Allen, Jenkins	1987
Allen, Randy	2003
Allen, Ronald	1975
Allen, Terrance	2000, '01, '02
Allen, Thomas	2014, '15
Allen, Thomas	2000, '01, '02
Allen, William	1965
Alonzo, Shakim	2015, '16
Alpichi, Kory	2011, '12, '13, '14
Altman, Tony	1995, '97
Anderson, Albert	1970
Anderson, Derrick	1970, '72, '73
Anderson, Donald	1993, '94, '95
Anderson, Marcel	1994
Anderson, Norman	1959, '60
Andrews, Anthony	1965, '66
Anthony, Jon	1986, '88
Anthony, Vernon	1959, '60, '61, '62
Antoine, Jerrell	2014, '15
Archie, Larry	1982, '84, '85, '86
Archie, William	1983
Armstrong, Anthony	1978, '79, '80, '81, '82
Armstrong, Otis	1985
Armwood, David	1976, '77
Arnold, Charles	2014
Arrington, Eunice	1965, '66
Artis, Khaleel	2015, '16
Ash, Sylvester	1962
Ates, Roderick	1993
Ates, Rodger	1992
Atkins, Bobby	1976
Atman, Tony	1995
Aughtry, Stanley	1997, '98, '99, 2000, '01
Austin, Daniel	1959, '60
Austin, Frank	1961
Austin, Joshua	1992, '93, '94
Austin, Richard	1985, '86
Austin, Roger	1970

B

Babineaux, George	2002, '03, '04, '05
Babb, Donnell	2007
Bailey, Bryan	2013, '14
Bailey, Clarence	1984, '85
Bailey, Jamal	2011
Bailey, Jarrett	1986, '87, '88
Bailey, Linwood	1965, '66
Bailey, Martin	1959, '60, '61
Bailey, Tyler	2007
Bailey, Tyreek	2015
Bain, Travarous	2005, '06
Baird, Henti	2004, '05, '06, '07
Baker, Chris	2008
Baker, Ian	2002, '03, '04
Baker, Jenson	1975, '76, '77
Balfour, Joseph	1965

Ball, Anthony	1982
Ball, Currie	1960, '61, '62
Ball, Nathan	2001, '02
Banks, Darius	2014, '15
Banks, Everett	1991, '92
Banks, John	1972, '73
Banks, Kevin	1978, '79, '80, '81, '82
Bankston, Charles	1977
Bannister, Calvin	2003, '04, '05, '06
Barber, Craig	1985, '86, '87, '88
Barber, Paul Jr.	2002, '03
Barksdale, Dewey	1976
Barner, Johnnie	1987
Barnes, Darian	2001
Barnes, Furnace	2006
Barnes, Gary	1981, '82
Barnes, Johnnie	1988, '89, '90, '91
Barnes, Obie	1992, '93
Barnett, Ray	1980, '81
Barr, Jermaine	1992, '93
Bartlett, Rudolph	1975, '76
Basacomb, Carl	1972, '73, '74, '75
Basic, Pass	1965
Basley, Carlisle	1996
Bassett, Pete	1975
Bates, Jackie	2007, '08
Battles, Bryan	1987
Baxter, LaFrenchy	1981, '82, '83
Bazemore, Antonio	'78, '79, '80, '81, '82, '83
Bazzarre, Asher	1998
Beach, Robert	1978, '79
Beamon, Bernard	1976
Beard, Daryl	1990
Beard, J'Rod	2011, '12, '13
Beasley, Andre	1995, '96, '97
Bebek, Robert	2012, '13
Bell, Alton	1980, '81
Bell, DaMarcus	2011
Bell, Gary	1981, '82, '83, '84
Bell, Ronald	2015, '16
Belton, Matrick	2012
Belton, Ronald	1969
Bennett, Danny	1988, '89
Bennett, LePolden	1983, '84
Bennett, Willie	1997, '98, '99, 2000, '01
Benning, Charles	2011, '12, '13
Benson, Malcolm	1992, '93, '94, '95
Benson, Timothy	1990, '91, '92, '93
Bentley, Andre	1994, '95
Berry, Chris	1998
Best, Comer	2000, '01
Bettis, Kevin	1983, '84, '85, '86
Beverly, Kevin	2006, '07
Bey, Charles	1959, '60, '61
Bey, Ron	1976, '77
Biggs, Jerome	1969, '70
Billings, Koy	1990
Billups, Aaron	1984
Bint, Adam	1986
Black, John	1977, '78
Black, Jonathan	2014
Blackman, Mandrel	1991, '92, '93, '94
Blackman, Michael	1972, '73, '75
Blackman, Richard	1966, '69
Blacknall, JaVante	2013
Blackwell, Curtis	1996, '97, '98, '99
Blackwell, Sam	1978, '79, '80, '81
Blake, Justin	2011, '12, '13
Blake, Robert	1961
Blair, Edward	2015
Blanchard, Jahmal	2006, '07, '08, '09
Bland, Michael	1996, '97, '98, '99, 2000
Blash, Kermit	1978, '79, '80, '81, '82, '83
Blick, Juan	1994
Blizzard, Alden	2005, '06
Blocker, Robert	2001, '02

Blount, David	2000, '01, '02
Blount, Kente	2001
Blount, Miles	1972, '73, '74, '75
Boateng, Kevin	2015, '16
Bolden, Tellis	1998, '99, 2000, '01
Bolden, Tobias	2003
Boler, Devonne	2010, '12
Bolling, Craig	1976
Bonds, Gareth	1989, '90, '91, '92
Booker, Barry	1975, '76, '77
Booker, Norman	2011, '13
Boone, Kermit	1979
Boone, Noah	2016
Boone, Thomas	1982, '83, '84, '85
Boone, Tony	1977, '78, '79
Booth, Ron	1976
Bostic, Stanley	1973
Boswell, Harold	1978, '79
Bowen, Windell	1982
Bowers, Sandy	1966, '68
Bowles, Norborn	1959
Boykin, John	1959, '60, '61, '62, '63
Boyles, Prentice	1987
Bradford, Anthony	1989
Bradford, Scott	1984
Brailey, Mark	1987, '88, '89
Brailsford, Morris	2011, '12, '13, '14
Branch, Carl	1983
Brandon, Steve	1989, '90, '91, '92
Braswell, Brian	2001, '02, '03, '04
Brazil, Ligar	1959, '60, '61
Breece, Charles	1965, '66
Brickhouse, Michael	1988, '89, '90
Bridget, Courtney	2011
Briggs, Roderick	1992, '93, '94, '95
Brigham, Javeon	2013
Briley, Floyd	1978, '79
Brinkley, Calvin	1984
Briscoe, Leon	1972, '73
Brit, Anthony	1987, '88, '89
Britt, John	1987, '88
Brittingham, Cordrea	2002
Britton, Joseph	1968, '69
Brock, Luke	1972, '73
Brokenburr, Terrell	1982, '83, '84, '85
Brooks, Chris	1977
Brooks, Daniel	2005, '06, '07
Brooks, Donald	1965
Brooks, Jamal	1995, '96, '97, '98
Brooks, Josh	2008
Brooks, Lawrence	1972, '73, '74, '75
Broughton, Warren	1996, '97, '98, '99
Browder, Dwight	1970, '72, '73
Brown, Adam	2013, '14, '15, '16
Brown, Alonzo	1976, '77
Brown, Anthony	1963, '65
Brown, Anthony	1980
Brown, Antonio	2006
Brown, Bobby	2002, '03
Brown, Bronald	1962
Brown, Eric	1981
Brown, Frank	1983
Brown, George	1976, '77
Brown, Isaiah	1959
Brown, Javaris	2010, '11, '12
Brown, Jeffrey	2001, '02
Brown, Joseph	1980
Brown, Joseph	1986
Brown, Justin	2007, '08
Brown, Ken	1977, '78, '79, '80
Brown, Kevin	1986, '87
Brown, Leroy	1983, '84
Brown, Nathan	1999, 2000, '01, '02
Brown, Norman	1990, '91, '92, '93
Brown, Robert	1980, '81, '82, '83
Brown, Ronald	1963

Brown, Ronnie	1987
Brown, Samuel	1959, '60
Brown, Scorpio	2004
Brunson, Xavier	1987, '88, '89
Bryant, Al	1981
Bryant, Derick	1991
Bryant, Eric	1981, '82
Bryant, Henry	1961
Bryant, Quincy	1994, '95, '96, '97
Bryant, Vernon	2004, '05, '06, '07
Buchmon, Douglas	1981, '82, '83
Buckley, John	1996, '97
Buckner, Tolbert	1993, '94, '95, '96
Buford, Lamone	2011, '12
Bullock, Jimmie	1959
Burgess, Keith	1982
Burgess, Michael	1969, '70
Burgess, Sylvester	1969
Burke, Chris	1983, '85
Burke, Kevin	2007
Burke, Marland	1999
Burnell, Robbie	1977
Burney, Tony	1979
Burns, Frank	1981
Burns, Gene	1978, '79, '80
Burns, Jonathan	2002
Burrell, Gayland	1991
Burrest, Brandon	2004
Burroughs, Glenn	2007
Burton, Jeff	1984
Butler, James	1972, '73, '74
Butler, Steve	1980
Butts, Creighton	2000, '01
Butts, James	2007, '08, '09, '10, '11, '12
Buxton, Bobby	1975, '76, '77
Bynes, Herbert	2007, '08, '09, '10
Bynum, Blake	2008
Byrd, Carson	2007, '08, '09, '10

C

Cain, Darius	2008
Calhoun, Karl	1978, '79, '80, '81
Caldwell, John	1959
Calloway, Michael	1992, '94, '95
Callum, Carl	1991
Calvin, Rex	1990
Campbell, Dwight	2013
Campbell, Marcus	1985, '86, '87, '88, '89
Calisle, Basley	1995
Carlisle, Albert	2016
Carnegie, Philander	1977
Carpenter, Wayne	1982
Carpenter, William	1983, '84
Carr, Dereon	2015, '16
Carroll, Kevin	1987, '88
Carrothers, Chris	2004, '05
Carter, Brandon	2003
Carter, Clifford	1960
Carter, Edward	1959
Carter, Eric, Jr.	2015, '16
Carter, J.R.	2008
Carter, Percell	1985, '86, '87, '88
Carter, Philander	1975, '76
Cater, Traywyck	1986
Carter, Wayne	1982
Carver, William	1959, '60, '61
Casey, Cornell	1975
Cash, Ataveus	1997, '98, '99, 2000, '01
Cason, Corey	1997, '98, '99, 2000
Cavanaugh, John	1991, '92, '93, '94
Cave, Ryan	2006, '07, '08, '09
Cawthon, Nigel	2012, '13, '14, '15
Chambers, Anthony	1991
Chambers, Leon	2015
Chambliss, Spencer	1989, '90, '91
Champion, Travis	2011, '12



Chandler, Jachin	2001, '02, '03	Cousar, Carlton	1987, '88, '89	Diaab, Dirul	2001, '02, '03, '04	Fenner, Jacobi	2007, '08, '09, '10
Chapman, Emmett	1960	Cousar, George	1978, '79, '80	Diarraaouba, Chaka	2014, '15, '16	Ferebee, David	1959
Chapman, James	1987, '88, '89	Cousins, Scott	1978, '79, '80	Dickerson, Devon	2009, '10, '11	Ferguson, Ray	1975
Chatten, Lionel	1983	Covington, Todd	1993, '94, '95, '96	Dickerson, Tyler	2011	Ferrell, Elijah	2015
Chavis, Ray	1972, '73, '74	Cowan, Reginald	1975	Diggs, Bradford	1987	Ferrell, Lawrence	2008, '10
Cheatham, Patrick	2000, '01, '02, '03	Cowans, Anthony	1989	Diggs, Leroy	1986	Ferrell, Myles	2016
Cheeseborough, Alfred	1968, '69, '70	Cox, Brandon	2016	Dillard, Fred	1989, '90, '91, '92	Fields, Kyle	2001, '02, '03
Chenevert, Dwayne	1980	Cox, Brian	1983, '84	Dillard, Lawrence	1970	Fields, Leon	1999, 2000, '01
Chisholm, Antwon	2010, '11, '12, '13	Cox, James	1989, '90	Dixon, Alfred	1981, '82, '83	Fields, Lorenzo	2012, '13, '14
Chisley, Terry	2016	Cox, Randolph	1994	Dixon, David	1980, '81	Fields, Tyrone	1987, '88, '89, '90
Chisolm, Robert	1969	Cox, Winston	1995, '96, '97, '98	Dixon, Kerry	2002, '03, '04	Fillis, Shannon	1992, '93
Christian, Chris	2002, '03	Craig, James	1970	Dixon, Marcus	2004, '05, '06, '07	Fils, Andre	2014
Cills, Christopher	2007, '08, '09, '10	Crawford, Jermaine	2000	Dixon, Reggie	2007, '08, '10, '11	Finney, Lauris	1980
Clanton, Curtis	1987	Crawford, Melvin	1991, '92, '93, '94	Doggett, Bryan	1978, '79, '80, '81	Fitzgerald, Frazier	2001
Clark, Devan	2011	Crawley, Greg	1978, '79	Dooms, Wauna	1961	Flagg, Kerry	1994
Clark, Jair	2003	Creary, Andrew	2006, '07	Dorsey, Marc	1987	Flake, Simon	1997, '98
Clark, Jasper	1970	Croom, DeRocke	1987, '88, '89, '90	Doss, Reggie	1975, '76, '77	Fleeks, Carlos	1991, '92
Clark, John	1981, '82, '83, '84, '85	Cross, Tyrek	2015	Dougan, Kensley	2002, '03, '04, '05	Fleming, Jimmy	1985
Clarke, Jay	1995, '96, '97	Crowder, Stanley	1984, '85, '86	Dougherty, John	2010, '11, '12	Fletcher, John	1961
Clegg, Troy	2007	Crowner, Gary	1980	Dowling, Jobie	2007, '08, '09, '10	Flucker, Jeff	1972, '73, '74
Clement, Jelani	2000, '01, '02, '03, '04	Crump, Jason	1990, '91, '92, '93	Downing, Walter	2003	Flye, Berry	1981, '82, '84
Clement, Norman	1997, '98, '99, 2000	Crutchfield, Perry	1969	Drayton, Joey	2003, '04, '05, '06	Flythe, Darrell	1994, '95, '96
Clifton, Davian	1989, '90	Cruz, Johnny	2014, '15, '16	Dreher, Edmond	1975	Flythe, Wilbern	1995
Clifton, Tyrone	1985, '86	Cuff, Jeffrey	1986	Drew, William	2015	Foote, Montee	1995, '96, '97, '98, '99
Clomax, Tony	1989, '90, '91	Cummings, Jerry	2005, '06, '07, '08	Drummer, Lee	1980	Forbes, Michael	1998, '99, 2000
Coackley, Nathan	1999	Curnell, Harry	1988, '89, 2000	Dudley, Tim	1988, '89, '90	Ford, Dwight	1969
Code, Allen	1962	Curry-Slaughter, Jamie	2009, '10, '11	Dukes, Christopher	2011, '12, '13, '14, '15	Ford, Kenneth	1991, '92, '93
Coggins, Richard	1978, '79, '80, '81, '82	Curtis, Freddie	1965	Dukes, Judson	1963	Foreman, Michael	1995, '96, '97, '98
Cohn, Jacob	2009	D		Duncan, Anthony	1997, '98	Foreman, Mitchell	1995, '96, '97, '98, '99
Coker, LaMarcus	2008, '09	Daden, Herman	1975	Duncan, Edward	1969	Foster, Keith-Sean	2008, '09
Cole, Brendan	2014, '15, '16	Dalton, Antico	1995, '96, '97, '98	Duncan, Howard	1965, '66	Fountleroy, Jerry	1963
Coleman, Alonzo	2003, '04, '05, '06	Dameron, LaTarus	2016	Dunegan, Phillip	2009	Fowler, Harold	1959
Coleman, Chris	1994, '95, '96	Daniels, Ardell	2004, '05	Dunson, Devan	2010	Fowler, Leon	1961
Coleman, Darrin	2009	Daniels, Erzell	1977	Dunston, Devan	2009	Fowlkes, Trey	2007, '08, '09, '10
Coleman, George	1992	Daniels, James	1987, '88, '89, '90	Durant, Justin	2003, '04, '05, '06	Fox, Will	2015, '16
Coleman, Jerome	1995, '96	Daniels, Neil	1988, '89, '90	Durham, Taurean	2011, '12	Foye, Rudolph	2002, '03, '04, '05
Coleman, Keith	1983, '84	Dansby, Carlos	2010	Dyer, Milton	1976, '77	France, Cecil	1982, '83, '84
Coleman, Kurtis	2014, '15, '16	Dairsaw, Earl	1973	E		Francis, Charles	1959
Coleman, Ronald	1984, '85	DaSilva, Ajibade	2005	East, Zachary	2003	Francis, Jerome	1980
Coleman, Travis	1998, '99, 2000, '01	Davidson, Ian	2011	Ebanks, Linual	1997	Francois, Gerald	2009, '10, '11
Coleman, Whitt	1973	Davidson, Jayso'n	2015, '16	Edinburgh, Moses	1982, '83, '84	Franklin, William	1962, '63
Coley, Ashanti	1997	Davis, Al	1980	Edmond, Roderick	1990, '91, '92, '93	Frasier, Keith	1989
Coley, Montrell	1997, '98, '99, 2000	Davis, Bob	1978, '79	Edwards, Aaron	2015, '16	Frazier, Franklin	2006, '07, '08, '09
Collier, Matthew	2003	Davis, Carl E.	1965	Edwards, Euna	1961, '62	Frazier, Timothy	1999, 2000, '01, '02, '03
Collier, Mike	1966	Davis, Derrick	1977	Edwards, Jordan	2016	Frazier, Tyler	2015, '16
Colley, Mike	1990	Davis, Divine	2009, '10	Edwards, William	1963	Freeman, Namon	2007, '08
Colley, Matthew	2003	Davis, Elbe	1960	Edwards, Williard	1959	Freeman, Tyheem	2016
Collins, Derrick	2002	Davis, Eugene	1986, '88	Elbert, Marcus	2000, '01	Freer, Scott	1990
Collins, Darius	2008, '09, '10	Davis, Gerald	1959	Elby, Rashad	1999, 2000	Friday, Kenneth	1982, '83
Collins, Earl	1963	Davis, Glen	1981	Ellerbe, Walter	1960	Frye, Barry	1976
Collins, London	2008, '09, '10	Davis, Ian	2006	Ellis, Kenrick	2008, '09, '10	Fuller, Joe	1976, '77
Collins, Raymond	1965, '66	Davis, Joshua	2000, '01, '02	Ellis, William	1963, '65, '66	Fuller, Johan	1989, '90, '91, '92, '93
Collins, Ulyse	1960	Davis, Kevin	1982	Elmore, David	1987	Fullwood, Troy	1990, '91, '92, '93
Colloway, Michael	1993	Davis, Manuel	1995	Evans, A'Seem	1990, '91, '92	Futrell, Donald	1963, '65, '66
Commissiong, Darius	2016	Davis, Matt	2010, '11, '12, '13	Evans, Donald	2006	G	
Compton, Michael	1998, '99, 2000, '01	Davis, Matt	1980	Evans, Jawwad	2015	Gaffney, Darnell	1994, '95, '96, '97
Coney, Elliot	2001, '02, '03, '04	Davis, Robert	1980	Evans, Johnny	1959	Gaillard, Todd	1985
Conley, Dennis	2005, '06, '07, '08	Davis, Trevor	2010, '11	Evans, Lloyd	1972, '73, '75	Gaines, Donnell	2007, '08
Conway, Derrick	1993, '94	Davis, Troy	1969, '70	Evans, Marell	2010	Gaines, Roland	1977, '78, '79, '80
Cook, Fred	1966, '69	Davis, Vincent	1993, '94, '95	Evans, Richard	1981	Gamble, John	1975, '76, '77
Cook, Mike	1978, '79, '80, '81, '82	Dawson, Allen	1987, '88, '89, '90, '91	Everett, Adam	2000	Gantt, Vernard	1970, '72, '73
Cooke, Harold	1976	Dawson, Damon	1999, 2000	F		Gardner, Kelly	1992
Cooke, Stephen	1984	Dawson, Ira David	1999, 2000, '01, '02	Faber-Kinney, Christian	2013, '14, '15, '16	Garrett, Dwayne	2014, '15, '16
Cooke, Stevie	1985	Day, DeCosta	1972, '73	Fagan, John	1959	Garris, Douglas	2013
Cooper, David	1977	Day, Gregory	1975, '78, '79	Fair, Marlon	2003, '04, '05, '06	Gary, Darryl	1982
Cooper, Kendrick	2007	Dean, Eric	1989, '90	Fanfan, Marvin	2014, '15, '16	Gary, Justin	2003, '04, '06, '07
Cooper, Kenny	1986	Deason, Daryl	1975	Farley, Hugh	1973, '75	Gaskins, Kenny	1980, '81
Cooper, Ryan	1977, '78, '79	DeBrew, Linwood	1962	Faulkner, Dereck	2003, '04, '05, '06	Gause, David	1996, '97
Copeland, Robert	2010, '11, '13, '14	DeGanns, Shemar	2016	Fauntleroy, Henry	1961, '65	Gee, Jalil	2008
Cord, JaMari	2013, '14, '15, '16	Delancy, Marlon	2002, '03, '04	Fayson, George	1980, '81, '82, '83, '84	George, Andrew	1997, '98
Corley, Charles	1977, '78, '79, '80	Delk, Lee	1985, '87, '88	Fears, Ernie	1975	George, Jaston	2015
Corprew, Mike	1978, '79, '80, '81, '82	Denby, Bill	2016	Feaster, John	1990, '92, '93	Gethers, Ervin	1982
Cosby, Donald	1976, '77	Dennis, Sirvantis	1959	Felton, Calvin	1976, '77, '78, '79	Ghraham, Leroy	1975
Cotton, Stephen	2006, '07	Denson, George	1976	Fennell, Daniel	2001	Ghee, Gibril	2015, '16
Council, Keith	1997	DeShields, Tony				Gibson, Ben	2008
Council, Treshawn	2014, '15, '16						

Gibson, Lyndell	2011, '12	Hall, Darnell	1972, '73, '75	Hicks, Reginald	2009, '10, '11	J	
Giddings, Ronald	1975, '76	Hall, Demetrius	1987, '89, '90, '91	Higginbotham, Chester	1962, '63, '65	Jackson, Charles	1995, '96, '97
Gilchrist, Jeremy	2006, '07, '08	Hall, Fred	1959	Hill, Avery	2008	Jackson, Darius	2008
Giles, Frank	1976, '77	Hall, Roland	1983	Hill, Devan	1996, '97	Jackson, Darrell	1977
Giles, Javaris	2015	Hall, Tim	1993, '94	Hill, Elliot	1959, '60, '61	Jackson, David	1975
Gill, Horace	1994, '95, '96, '97	Halloway, Harold	1965	Hill, Ellwood	1966, '69	Jackson, Donald	1985
Giron, Donald	2009	Hamer, Tony	1986	Hill, Jordan	2012, '13, '14, '15	Jackson, Donnie	1976
Gladney, Marvin	1978, '79	Hamilton, David	1966	Hill, Michael	1992, '93, '94, '95	Jackson, Douglas	1970
Glenn, Jasmin	1995	Hamilton, Jeff	1977, '78, '79, '80	Hill, Victor	1981, '82	Jackson, George	1999
Glover, Dennis	1959, '60	Hamilton, Tony	1977	Hill, Weston	2005, '06	Jackson, Howard	1976, '77, '78, '79
Glover, Jeffrey	1987, '88	Hammond, Benjamin	1965, '66, '68	Hill, Wilbert	2000	Jackson, Jerome	1994
Godbold, Clayton	1980	Hammond, Howard	1983	Hilton, Isaac	1999, 2000, '01, '02, '03	Jackson, Kelvin	1976
Godfrey, John	1970	Hamn, Larnell	2000, '01	Hinton, Alan	1978, '79	Jackson, Leigh	2000, '01, '02, '03
Golightly, Gerrell	2002, '03, '04, '05	Hampton, Marcus	2013, '14	Hinton, Clarence	1963, '65, '66	Jackson, Paris	1976
Goode, Wakeem	2005, '06, '07, '08	Hardison, Larry	1959, '60, '61	Hodges, Darius	2016	Jackson, Quentin	1980
Gooding, SeQuan	2012, '13, '14, '15	Hardrick, David	1994	Holden, Tony	1984, '85, '86, '87	Jackson, Reggie	1982, '83, '84
Goodson, Marv	1977	Hardy, Marcus	2004	Holiday, Jacques	1985	Jackson, Ronnie	1987, '88
Goodwin, Doodle	1976	Hardy, Raymond	1984	Holland, Donald	1987, '88, '89, '90, '91	Jackson, Sidney	1994, '95, '96
Goodwin, Edwin	1972, '73	Harkless, Keith	1983	Holland, Ivan	1992, '93, '94, '95, '96	Jackson, Terron	1965
Gordon, Buckley	1976, '77	Harold, Thomas	1991	Holland, Justin	2008	Jackson, Wayne	1975, '76, '77
Gordon, Miles	2014	Harper, Vincent	2009, '10, '11, '13	Holland, Willie	1959, '60, '61	Jacobs, Wesley	1972, '73
Gordon, Robert	2008, '09, '10	Harrell, Brandon	2003	Hollingsworth, Richard	1970, '72, '73	James, Michael	2002, '03, '04, '05
Gordon, William	1969	Harrell, Robert	1965, '66	Holloway, Peter	1986, '87, '88, '89, '90	James, Oliver	1982, '83
Gosier, Thomas	1983, '84, '85, '86, '87	Harris, Chris	1998, '99	Holmes, Tyler	2016	James, Tai	2016
Gould, Ryan	2014, '15, '16	Harris, Darrell	2005, '06, '08	Holt, Bryant	1999, 2000	Jamison, John	1969
Gould, Terry	1980	Harris, Dennis	1962	Holt, Lance	1978, '79, '80	Jarrett, Linwood	2001
Graham, Joseph	1965, '66	Harris, George	1977	Hopkins, Everett	2005, '06, '08	Jefferson, Arthur	1961, '62
Graham, Leroy	1976, '77	Harris, Jamal	1989, '90	Hopson, Julius	1981, '82, '83, '84	Jenkins, Allen	1985, '86, '87, '88
Grant, Darryl	1976, '77, '78, '79	Harris, James	1995, '96	Hopson, Larry	1977	Jenkins, Craig	1990, '91, '92, '93
Grant, Reggie	1966, '69	Harris, Joseph	1962	Horne, Willie	1976	Jenkins, DeWayne	1978, '79
Graves, James	1991	Harris, Michael	1987	Horton, Ricky	1978, '79	Jenkins, Edward	2001, '02, '03
Graves, Raymond	1960	Harris, Omar	1999, 2000, '01	Hoskie, Randy	1976, '77	Jenkins, Michael	1992, '93, '94, '95, '96
Gray, Marvin	2001, '02	Harris, Reginald	1990, '91, '92, '93	Hough, Melvin	2000, '01	Jermin, Jeremy	2011, '12
Green, Curtis	1981, '82, '83, '84	Harris, Sylvester	1997	Houser, Broderick	1975	Jervy, Brent	2008
Green, Dale	1985, '86, '87, '88	Harrison, Christopher	2011	Houston, Brian	2003, '04	Johnson, John	1982
Green, Daren	2000, '01	Harrison, Eric	1982, '83	Houston, Fitzhugh	1972, '73, '74	Johns, Keith	1977
Green, Jasper	1993	Harrison, Phil	1980, '81, '82, '83	Houston, Harry	1962, '63	Johns, Reginald	1972, '73
Green, Jefferson	1962, '63	Harvell, Drakar	2013, '14, '15, '16	Houston, Thomas	2015, '16	Johnson, Algeon	1962, '63
Green, Lee	1990	Harvey, Brandon	2014, '15	Howard, Donald	1970	Johnson, Andy	1978, '79
Green, Robert	1980, '81, '82	Harvey, Robert	1965, '66, '68	Howard, Kenneth	1990, '91	Johnson, Anthony	1979, '80
Green, Robert	2003, '04	Harvey, Scott	1980	Howard, Rodney	1985, '86, '87, '88, '89	Johnson, Brandon	2009
Green, Silas	2003	Harvey, Todd	1990, '91, '92, '93	Howard, Rudy	1996, '97, '98	Johnson, Carl	1985
Green, Terrance	1984, '85, '86, '87, '88	Hassell, Norman	1984	Howard, Tony	1981	Johnson, Carvin	2012, '13
Greene, Brendan	2016	Hasty, Thomas	1973, '75, '76	Hudson, Bradford	2011	Johnson, Darius	2008, '09, '10
Greene, Thadd	1995, '96, '97	Hatchett, Dedrick	1985, '86	Hudson, Stephen	1982, '83, '84, '85	Johnson, David	1969, '70, '72, '73
Greenhowe, Bruce	1965	Hauser, Brod	1977, '78, '79, '80	Huff, Charles	2002, '03, '04, '05	Johnson, Devan	2015
Greenlee, Harry	1975, '76	Hawk, Austin	1992, '93	Huggins, Larry	1976, '77	Johnson, Donovan	2014, '15, '16
Greer, Timothy	2000, '01, '02	Hawkins, Adolph	1972, '73	Hughes, Michael	1972, '73	Johnson, Frank	1969
Gregory, Hayden	2014	Hawkins, Clarence	1978, '79, '80, '81, '82	Hughes, Tremaine	1999, 2000, '01, '02	Johnson, George	1978, '79
Gresham, Tony	1987, '88	Hawkins, DeVante	2010, '11, '12	Hughley, Carey	1961, '62, '63	Johnson, Glenn	1977, '78, '79
Grice, Joseph	1970, '71, '72	Hawkins, James	1922, '93	Human, Darryn	1995	Johnson, John	1972, '73
Griffin, Andre	2010, '11, '12, '13	Hawkins, Jasper	1983	Humphries, Taylor	1995, '96, '97	Johnson, Joseph	2000, '01, '02, '03
Griffin, Elwood	1972	Hawkins, Lance	2010	Humphrey, John	1966	Johnson, Josh	2008, '09
Griffin, Gerard	2007, '08, '09	Hayden, Dave	1966, '68, '69	Hunt, Bobbie	1972, '73	Johnson, Kevin	1990
Griffin, Torrie	1997	Hayes, Alexander	2016	Hunt, Deon	1996, '97, '98, '99	Johnson, Kevin	1999, 2000, '01, '02, '03
Grimes, Terrill	1992, '93	Hayes, Blake	2012	Hunt, Garland	1959	Johnson, Mike	1978, '79, '80, '81, '82
Grooms, Miles	2012, '13, '14, '15	Hayes, Khari	1990	Hunt, Jonathan	1990, '91, '92, '93	Johnson, Oliver	1960, '61, '63
Gross, Leslie	1961	Heath, Denzel	2012, '13	Hunter, Courtney	2010, '11	Johnson, Ray	1978, '79, '80
Gunn, Xavier	1994, '95, '96, '97	Henderson, Anthony	1999	Hunter, Dwight	1962	Johnson, Rayce	1973
Guthrie, James	1962, '63	Henderson, E. Mel	1959	Hunter, Hugh	1992, '93, '94, '95	Johnson, Robert	1968, '69, '70
Guy, Robert	1981, '82, '83, '84, '85	Henderson, Robert	1990	Husband, Edmund	1965	Johnson, Roy	1995, '96, '97, '98, '99
H		Henderson, Samuel	1975, '76	Hussey, Rodney	1982, '83	Johnson, Russell	1987, '88
Haden, Marcus	1995, '96	Henderson, Stefan	2002	Hutcherson, Carl	1983	Johnson, Tom	1977
Hagens, Michael	1975	Henderson, Tony	1965, '66	Hyman, Darryn	1994, '96	Johnson, Van	1969
Hailes, Travis	1999, 2000, '01, '02	Henderson, Tony	1996	Hymes, Maurice	1985, '86, '87, '88	Johnson, Yahkee	2016
Hairston, Eugene	1992, '93, '94, '95	Henry, David	1983	I		Joiner, Kevin	1981, '82
Hairston, John	1981	Henry, Wiley	1963, '65, '66	Incominias, Miguel	1988, '89, '90	Joiner, Rodney	2011
Hairston, Justin	2007	Herbert, Richard	1960	Ingram, James	2008, '09	Jolliffi, Harry	1995, '96
Hairston, Major	1979	Hernandez, Rodrigo	2010	Ingram, Tom	1978, '79, '80, '81, '82, '83	Jones, Alonzo	1969
Hairston, Mike	1976, '77, '78	Herring, Bailey	2016	Ingram, Willie	1959, '60, '61	Jones, Anthony	1986, '87, '88
Hairston, Nat	1981, '82, '83	Herring, Herbert	1982, '83, '84	Inman, John	1983	Jones, Barry	1991, '92
Hale, Lewey	1976, '77	Herring, Jeremy	2010	Irvin, Lewis	1990	Jones, Carter	2003
Hale, Tim	1976	Herrings, Deandre	2008	Isaac, Terron	1977	Jones, Donald	1970
Hall, Carl	1983	Hester, Jimmy	2005	Isbell, Donnie	1976, '77	Jones, Donnell	1976, '77, '78
Hall, Colby	2001, '02, '03	Hibler, William	2000	Ivy, William	1965	Jones, Dwayne	1980, '81, '82, '83
		Hicks, Ray	1992, '93, '94, '95			Jones, George	1978, '79



Jones, Hilary	1972, '73	Lee, Quinton	2015, '16	Massey, Melvin	2005	Money, Daniel	1963
Jones, Jack	1966, '68, '69	Lee-Mundin, Marshall	2013	Mathis, Dennis	2007, '08, '09, '10	Monroe, Warren	1973, '75, '76
Jones, Jason	1990, '91, '92, '93	Legree, David	2009, '10, '11	Mathis, Jerome	2002, '03, '04	Montague, Willie	1965
Jones, Jason	1998	Leistner, Derrick	2004	Matthews, Aaron	2012, '13	Montgomery, Brennan	2000
Jones, Jerry	1978, '79	Lenore, Edward	1992, '93	Matthews, Edward	1970, '72, '73	Montgomery, Matt	1991, '92, '93, '94
Jones, Jimari	2004, '05, '06	Lewis, Chris	1985	Mattocks, Billy	1976	Montgomery, Robert	1973
Jones, Joseph	1983, '84	Lewis, Curtis	2003, '04, '05, '06	Mayer, Karima	1996, '97, '98, '99	Montgomery, Ronald	1972, '73, '74, '75
Jones, Kitwana	2002, '03	Lewis, Greg	1976, '77	Mayer, Shariyf	1998, '99	Moore, Breagan	2000, '01
Jones, Leroy	1975, '76, '77	Lewis, Jamal	2010	Mayer, Tyrone	1994, '95, '96, '97	Moore, Jackie	1975
Jones, Malcolm	1976, '77	Lewis, Ray	2005, '06	Mayers, Joseph	2002	Moore, James	1976
Jones, Markelle	1994, '95	Lewis, Ronnie	1968	Mayo, Doug	1976, '77	Moore, Jimmy	1961
Jones, Michael	1996, '97, '98, '99	Lewis, Soloman	1997	Mayo, Mike	1976	Moore, Johnny	1978, '79, '80, '81
Jones, Norfleet	1960	Lewis, Tim	1993, '94, '95, '96, '97	Mayo, Tyrone	1978, '79	Moore, Larry	1976
Jones, Onrea	2004, '05, '06	Lewis, Vincent	1998, '99, 2000, '01	McAdoo, Michael	1975	Moore, Samuel	1975, '76, '77
Jones, Reggie	1989, '90	Liggins, Jeff	1981, '82	McAfee, Keith	2012, '13, '14, '15	Moorman, Clinton	1970
Jones, Reginald	1975	Lindsey, Larry	1983, '84, '85, '86	McCain, Dyrri	2007, '08, '09, '10, '11	Morant, Carlton	2000, '01, '02
Jones, Richard	1992	Lindsey, Mike	1980	McCall, James	1997, '98, '99, 2000, '01	Moreland, Derrick	2016
Jones, Ron	1978, '79, '80	Little, Dewayne	1999, 2000, '01, '02	McCargo, Calvin	2001, '02	Morgan, Jason	2003, '04, '05
Jones, Ronnie	1999	Littlejohn, Johnnie	1987	McCaskill, Nevin	2003, '04, '05, '06	Morgan, Van	2004, '05, '06, '07
Jones, Roy	1976	Littlejohn, Micah	2003, '04, '05	McClendon, Kelly	1995, '96, '97, '98, '99	Morgan, Victor	1978, '79, '80
Jones, Stanley	1986, '87, '89, '90	Livingston, Edward	1966	McClenny, Meade	1965	Morlock, Frank	2014
Jones, Wallace	1965	Lloyd, Kyle	2006, '08, '10	McCloude, Antonio	2009, '10, '11, '12	Morris, Amos	1982, '83, '84
Jordan, Dean	1998	Lloyd, William	1978, '79, '80, '81	McClure, Ken	1976	Morris, Jay	1986
Jordan, Jamaal	2001	Lockett, George	1972, '73	McCoy, Darryl	2002	Morris, Kim	1983
Jordan, Jamarie	2000	Lofton, Ricardo	1976, '77	McCoy, Ray	2001, '02	Morris, Myles	2014, '15, '16
Jordan, Stefon	2010	Logan, T.C.	1972, '73	McCray, Terry	1982, '83, '84	Morrison, Tony	1997
Jordan, Vaughn	2001	Lomax, Ernie	2004, '05, '06	McDade, Michael	1987	Morse, Thomas	1969
Jordon, Keito	2014	Lomax, Russell	2002, '03	McDaniel, Damon	2008, '09	Moses, Kevin	1985
Joyner, Dwight	1994, '95, '96	Loft, Jessie	1962, '63	McDaniel, Derek	2010	Mosley, Tyler	1985, '86, '87, '88, '89
K		Lowe, Curtis	1982	McDaniel, Marquay	2003, '04, '05, '06	Moss, Rufonda	2011
Kacenski, Dan	1972, '73	Luckett, David	2010	McDonald, Rufus	2002	Mullen, Darius	2006, '07, '08, '09
Kearney, Anthony	1987	Lumpkin, George	1984, '85	McDonald, Willie	1972, '73	Mundin, Marshall	2012
Keel, Keith	1979, '81	Lumpkins, Lenwood	1987, '88	McDowell, Alonzo	1997	Muro, Cameron	2002, '03, '04, '05
Kellam, Charles	1978, '79	Lundy, George	1983, '84, '85	McGee, Khambrel	2011, '12, '13, '14	Murphy, Bill	1981, '82
Kelly, Derek	1986	Lunn, Deveraux	1965	McIlwain, Derrick	1998, '99	Murphy, Gabe	2015
Kelly, Mark	1972, '73	Luxford, Noah	2015	McIntosh, Robert	2010, '11	Murphy, Robert	1978, '79
Kelly, Mike	1977, '78, '79, '80	Lynch, Michael	1985, '86	McKay, Les	1977, '78, '79, '80	Murphy, Samuel	1999, 2000, '01, '02, '03
Kemp, Ricardo	2008	Lyon, Tobin	2005, '06, '07, '08	McKenzie, Wesley	1997	Murphy, William	1978, '79, '80
Kendale, Lei	1986, '87	M		McKoy, Reginald	1969	Murrell, Carlos	1981, '82
Kennedy, Fred	1969	Macklin, Kris	2001, '02	McLaurin, Cedric	1985	Muyhee, Rashad	1996, '97, '98, '99, 2000
Kennedy, Winston	2009, '10	Macon, Prince	1975, '76	McLaurin, Delano T.	1963, '65, '66	Myers, Robert	1992, '93, '94, '95, '96
Kerns, Dylan	2011, '12, '13, '14	Mackey, Malik	2015, '16	McLaurine, Charles	1972, '73	N	
Key, Breon	2014, '15	Madison, Troy	2001, '02, '03, '04	McLean, Grady	1988, '89, '90	Nacouzi, William	2010, '11
Kidwell, Cornelius	2003, '04	Mahan, Dennis	1979, '80, '81, '82	McMillian, Mikal	1994	Nance, Rodney	1981, '82
Kinard, Walter	1987, '88, '89, '90	Majekodunmi, Abby	2004, '05	McNack, Johnny	1994	Napoleon, Franshaw	1987
King, Marcellus	1961, '62, '63	Major, LeRoy B.	1965	McNair, James	'78, '79, '80, '81, '82, '83, '84	Nelson, Clarence	1965
King, Saun	1984	Mallory, Jermaine	2004, '05, '06	McNeal, Leonard	1980, '81, '82	Nelson, Elijah	2016
King, Terry	1987, '88	Mallory, Joseph	1962	McNeil, Bernard	2013	Nesbitt, Marvin	1990
Kinzer, Kevin	1985	Malone, Arlie	1959	McNichols, Scott	2008, '09, '10	Newkirk, Alyosha	1982, '83, '84
Kirkpatrick, Dave	1988	Malone, Josef	1992, '93, '94, '95, '96	McPherson, Kerry	1999	Newman, Tracy	1960, '61
Kisedu, Kevin	2013, '14	Mann, Curtis	1997	McSwain, Travis	2006	Newsome, Curtis	1978, '80
Knight, Micah	2002	Mann, Edward	1963	Meade, Voltaire	1985	Nicholson, Paul	2011
Knox, Reginald	2003, '04, '05, '06	Mann, Jimmy	1995, '96	Medina, Ian	1980	Norman, Dion	2009
Koroma, Alhaji	2011, '12, '13, '14	Mann, Robert	1965, '66	Menefee, Eddie	1978, '79, '80, '82	Norris, Kenneth	1972, '73, '74
L		Mann, Wilbur	2015	Meredith, Eddie	1993, '94	North, Joel	1963
Lake, Bryant	1981	Manning, Larry	1959, '60, '61	Merritt, Dustin	1991	Northington, Sam	1978, '79
Lamar, Akeem	2004, '05, '06	Manning, Robert	2000	Mesadieu, Benjamin	2013	O	
Lamplay, George	1981, '82, '83, '84	Manning, Shaquan	2009	Midget, Reggie	1975, '76, '77	Obasuyi, Owen	2014, '15, '16
Land, Antwaiane	1995, '96	Mansfield, Vaughn	2005, '06, '07	Miles, Stephen	2000	Odom, Keith	1981, '82
Lane, Drefus	2008, '09, '10	March, Paul	1976	Miles, Vincent	1981	Ola, Michael	2006, '07, '08, '09, '10
Langford, Kendall	2004, '05, '06, '07	Marchell, Nicholas	1997	Miller, Bryant	2008, '09, '10	Oliver, Richard	1963
Largin, John	1981, '82, '84	Mark, Roberts	1979	Miller, Chris	1993, '94, '95	Oliver, Travis	1999, 2000, '01, '02, '03
Lartey, James-Nii	2014	Markray, Tracy	1985	Miller, Floyd	1969	O'Meally, Brian	2006
Lathan, Keith	1978, '79, '80, '81	Marlow, Andrew	1999	Miller, Melvin	1989	O'Neil, Jermaine	1991
Lawrence, Brian	1997	Marr, Keenan	2016	Miller, Tracy	1987	Omsby, Raymond	1959
Lawrence, Troy	1991	Marsh, Keon	2016	Mills, John	1962	Overstreet, Kenneth	2009
Laws, Chris	2009	Marsh, John	1963	Mills, Mike	1978, '79	Owens, Charles	2011, '12, '13, '14, '15
Laws, Nathaniel	1982, '83	Martin, Andre	2000	Mills, Russell	1955, '96, '97, '98	Owens, Derron	1983
Lawson, John	1981, '82, '83	Martin, Emerson	1991, '92, '93	Milton, Curtis	1977, '78, '79, '80	Owens, Drew	2015
Leath, Douglas	1962, '65, '66	Martin, Eugene	1999	Mitchell, Alonzo	1962	Owens, John	1965, '66, '68, '69
LeBeau, Ralph	1962	Martin, Jeff	2008, '09	Mitchell, Joseph	1999, 2000, '01, '02, '03	Owens, Larney	1968, '69, '70
Lee, Alvin	1976	Mason, Gregory	1987, '88	Mitchell, Kenny	1989	Owens, Washington	1985, '86, '87, '88
Lee, Everett	1983	Mason, Mark	1978, '79, '80	Mitchell, T.J.	2006, '07	P	
Lee, John	1996, '97, '98	Massenburgh, Kenneth	1965	Mixson, Twarn	2012, '13, '14, '15, '16		
		Massey, Lewell	1985, '86	Mompont, Robert	1994		
				Mondesir, Rafiyya	1992		

Paden, Herman	1976	Preston, Louis	2009, '10	Ross, Benjamin	1960, '61	Singleton, Herbert	1995, '96, '97, '98
Painter, Carl	1983, '84, '85, '86, '87	Preston, Pat	2004, '05, '06, '07	Ross, Calvin	1970	Singleton, Robert	1992
Pair, Willie	1977, '78, '79, '80	Prevost, Anthony	2013, '14, '16	Ross, Clarence	1977	Skinner, Darryl	1983, '84, '95, '96
Palmer, William	1961	Price, Thomas	1983	Ross, Eddie	1984	Skinner, Herbert	1985, '86, '87
Parker, Christopher	1998, '99, 2000, '01	Proctor, Irving	2009	Ross, James	1981	Small, Gregory	1987
Parker, Darren	1990, '91, '92, '93	Proctor, Rashawn	2013, '14, '15, '16	Ross, John	1970	Smith, Anthony	1976, '77, '78, '79
Parker, Kenneth	1962, '63, '65	Prout, Warren	1960, '61, '62	Ross, Kevin	1978, '79, '80, '81, '82	Smith, Anthony	1992, '93, '94
Parker, Leonard	1981, '82, '83	Pruitt, Mike	1976	Ross, Richard	1969	Smith, Antwan	2005, '06
Parker, Michael	1965, '66, '69	Prunty, Robert	1984	Roundtree, Brandon	2008, '09	Smith, Bryan	2007
Parker, Michael	1973	Pugh, Allen	1961	Roundtree, Edward	1959, '60	Smith, Charles	1962, '63, '65
Parker, Myron	1978, '79, '80	Purnell, Kurt	2002, '03	Route, Destin	2009, '10, '11	Smith, David	2015, '16
Parker, Robert	2006	Puryear, Eric	1997, '98	Royal, Nicholas	2006, '07, '08, '09	Smith, Donald	2016
Parker, Ronald	1969			Rush, Dwayne	1982	Smith, Frank	1959
Parker, Shaun	1989, '90, '91, '92	Q		Rush, Marcus	2003	Smith, Hershel	1963
Parks, Marques	1999	Quash, Derrick	1997	Russell, Kadeem	2011, '13, '14	Smith, Howard	1988, '89, '90
Parrish, William	2010, '11			Ryals, Darryl	1986, '88, '89	Smith, James	1984, '85
Pascall, Morgan	2001, '02	R				Smith, Jeremy	2000
Paterini, Andrew	2003, '04, '05, '06	Rainey, Craig	1990, '91, '92, '93	S		Smith, Jimmie	1966
Patterson, Lorenzo	2009	Ramsey, Allen	2015	Sadler, Jimmy	1985	Smith, Joe	2004, '05
Patterson, Tylon	2016	Ramsey, Reggie	1997	Salko, Ron	1980	Smith, Lawrence	1999, 2000, '01, '02
Patrick, Dwight	1965	Randolph, Fred	1997, '78, '79	Sampson, Matt	1983	Smith, Leonius	1962, '63
Patrick, Terrance	2000, '01, '02, '03	Rankin, Sherwood	1977	Samuels, John	1992, '93	Smith, Michael	2011
Pavlik, Paul	2000, '01	Rawls, Milton	1983, '84	Sanchez, Julio	2009, '10	Smith, Omar	2016
Payne, Kevin	1995, '96, '97	Readon, Isaac	1983, '84, '85	Sanders, Jaylen	2015	Smith, Robert	2001
Payton, Outrell	2004, '05, '06, '07	Reeberg, Lucien	1959, '60, '61	Sands, Donnell	2006, '07	Smith, Steve	1972, '73
Peace, Donzel	2014	Reed, Phillip	1983, '84, '85	Sanker, Kendrick	2014, '15	Smith, Steven	1985, '86
Pearce, Johnny	1962, '63, '65	Reid, DaQuavius	2016	Sapp, Demetrius	2004, '05, '06, '07	Smith, Steven	2016
Pearson, James	1970	Reid, Dwayne	1983, '84	Saunders, Stacy	1986, '87, '88, '89	Smith, Terrance	2005, '06
Peebles, Shawn	1993	Reid, Matthew	2009, '10	Savage, John	1970	Smith, Thomas	1989, '90, '94
Peden, Terry	2011	Reid, Timothy	1972, '73	Sawyer, Brian	2000, '01, '02	Smith, Torin	1982, '83, '84
Peguese, Brandon	2008, '09, '10	Respass, Antonio	2009	Sawyer, Matt	2015	Smith, Zuriel	1998, '99, 2000, '01, '02
Pehoua, Lionel	2008	Reynolds, Richard	1981	Sawyers, Michael	1997	Smithers, Mike	1980, '81, '82, '83
Pellerin, Micah	2009, '10, '11	Rhinehardt, John	2000, '01, '02	Sayyapour, Fardad	1981, '82, '83, '84	Smoot, Glynis	1991, '92, '93
Pellum, Romeo	2009, '10	Rice, Eric	1987	Schwartz, Jeremiah	2010, '11, '12	Smothers, Vershum	1982, '83, '84, '85
Penchion, Detrich	1987	Richard, Byron	1975	Scotland, Jan	1975, '76	Sneed, Solomon	1990
Penn, Bennett	1970	Richard, Kentrell	2015, '16	Scott, Bernard	1960	Soloman, Linnard	1985
Perkins, Anthony	1982	Richardson, Dexter	2010	Scott, Christopher	2011	Solomon, Kelly	1999
Perry, Bruce	2015, '16	Richardson, James	1963	Scott, Greg	1998, '99, 2000, '01	Somerville, Jamae	2000
Perry, Gerald	2001, '02, '03, '04	Richardson, Paul	1975	Scott, Jason	1998, '99, 2000, '01, '02	Soriano, Marcus	2000, '01
Perry, Henry	1986, '87, '88	Ricks, Antonio	1994, '95, '96, '97	Scott, Latrell	1994, '95, '96, '97, '98	South, Victor	1975, '76, '77, '78, '79
Perry, Rex	1978, '79, '80, '81	Ricks, Korey	2016	Scott, Mark	1978, '79, '80	Spady, Bill	1978, '79
Perry, Robert	1994	Riddick, David	1978, '79, '80	Scott, Perry	1972, '73	Spain, Jarius	2009
Pettaway, Floyd	1987, '88	Riddick, Rayshad	2012, '13, '14, '15	Scott, Randolph	1975, '76	Spears, Arthur	1962
Petty, Eric	1988	Ridley, Travis	2000, '01	Scott, Robert	2016	Spears, Thomas	1966
Phillips, Anthony	1976	Riley, Maurice	2006, '08, '09	Scott, Vearl	1973	Speight, Jonathan	1997
Picott, Anthony	1984, '85, '86	Roache, Marcel	2007	Scott, Xavier	1998, '99	Speight, Keiman	1998, '99
Pierce, James	1969	Roane, Philip	1991	Seals, Derron	1984, '85, '86	Speller, Nepton	1980, '81, '82, '83
Pillsbury, Mitchell	1999	Roberts, Mark	1978, '80	Sears, Alton	1976	Spence, Bernard	1962
Pinkney, Michael	1970, '72, '73	Roberts, Preston	1989	Sease, Tillman	1968, '69, '70	Spruill, Bobby	1978, '79, '83, '84
Pitts, Ethan	1990, '91, '92, '93	Roberts, Van	1976	Seaton, Russell	1975, '76, '77	Spruill, Davonte	2015, '16
Platt, Tikeem	2011, '12, '13, '14	Robinson, Bertrand	1966, '69	Sellers, Jerry	1983	Stachell, Melvin	1994
Plunkett, Otis	1960	Robinson, Carl	1985, '86, '87	Sessoms, Parnell	1985	Stacy, Marco	1983, '84, '85
Poag, Antonio	1991, '92, '93, '94	Robinson, Charles	1972, '73, '74	Shackleford, Louis	1959	Stallworth, Kevin	1978, '79, '80
Point, Windell	1983	Robinson, Charles	2005, '06, '07, '08	Sharperson, Kenneth	1987, '90, '91, '92	Staples, Osmar	2000
Poittilo, Qaunta	2007	Robinson, David	1990	Sheffield, Kyle	1987	Staton, Michael	2011
Poole, Bobby	1980, '81, '82, '83	Robinson, Ellis	2009	Shelby, Reginald	1987, '88, '89	Staton, Larry	1994, '95, '96
Poole, Gregory	1970	Robinson, John	1965	Shells, James	1966	Steed, Michael	1997
Poole, Jawan	2011	Robinson, Michael	1992, '93, '95	Shepherd, Princeton	2004, '04, '05, '06	Steiner, Erik	1998, '99, 2000, '01, '02
Pope, Sam	2008	Robinson, Steve	2009, '10	Shine, Earnest	1987, '88	Stephen, Kirk	1981, '82, '83
Porter, Blake	2013, '14, '15, '16	Robinson, Thomas	1959	Shinhoster, Lorenzo	2010	Stevens, Paul	1993, '94, '95, '96, '97
Porter, Carl	1986, '87	Robinson, William	1961	Shippy, Antonio	2004, '05	Stevens, Robert	1959
Porter, Gerald	2008	Robinson, William	1984	Shoemoe, Carl	1981	Stevenson, Joseph	2015, '16
Porter, Jeff	1981	Robertson, Paul	2013	Shorter, Leon	2011, '12, '13, '14, '15, '16	Steward, Harold	1975
Porter, Terrell	1992, '93	Rockett, Joe Lee	1997	Shuler, Elton	1987, '88	Steward, Ralph	2006, '07, '08
Potter, Dontrial	2002	Rodgers, Terrence	2011	Sidbury, Mark	1976	Stewart, Greg	1978, '79, '80
Powell, Chase	2015, '16	Rodriguez, Bartholomew	1984, '85	Sidney, Keith	1976	Stewart, LaVonte	1994
Powell, Geraldo	2008, '09, '10	Roebuck, Jason	2002, '03, '04, '05	Siggers, Fred	1992, '93	Stewart, Michael	1998, '99, 2000
Powell, Jovann	2001	Roger, Ates	1994	Silva, Ricardo	2009, '10	Stewart, Terrell	2012, '13
Powell, Roger	1963	Rogers, Edward	1975, '76, '77	Simington, Naushe'	2015	Still, Lamonte	1993, '94, '95, '96
Porche, Henry	2007	Rogers, Ronitto	2002, '03	Simmons, Keith	1993, '94, '95, '96	Stith, David	1976, '77
Prater, Jamal	2015	Rolfe, Henry	1966	Simmons, Phillip	1991	Stone, Robert	1966, '68
Prater, Stanley	1975, '76, '77	Romano, Ray	1992	Simmons, William	1987	Stovall, Jordan	2009, '10, '11, '12
Pratt, Eddy	1976, '77	Rose, Donovan	1975, '76, '77, '78	Simms, Jerome	1990	Strader, VaShawn	1997
Precia, Lanso	1986, '87	Rose, John	2010, '11, '12	Simon, Cliff	1994	Street, Ramont	1990
Presly, Bobby	1989, '90, '91	Rose, Larry	1969	Singleton, Doug	1978, '79	Streeter, Marcel	2008
Preston, Charles	1996, '97, '98	Rose, Ronald	2011, '14	Singleton, Enrico	1994, '95	Strickland, Larry	2004, '05, '06, '07



Strigler, Trevor	1983, '84, '85	Trotter, Claude	1959, '60, '61	Washington, Boe	2000	Williams, Matthew	1994, '95, '96, '97, '98
Stukes, Alexander	1975	Trower, J.C.	1972, '73, '74	Washington, Charles	1965	Williams, Scott	2010, '11, '12, '13
Stukes, Bryson	2016	Tucker, Clarence	1962, '63	Washington, Gerald	1976, '77	Williams, Sidney	1982, '83
Sturdivant, Desmond	2015, '16	Tucker, Elgin	1982	Washington, Herbert	1985, '86	Williams, Thaddeus	1972, '73, '74
Sualwvai, Nofoaiga	1998	Tucker, Lloyd	1993, '94, '95, '96	Washington, Herman	1987	Williams, Tommie	1981, '82
Suber, Elijah	1960, '61	Tucker, Robert	1965, '66	Washington, Jorrian	2011, '12, '13, '14	Williams, Wendell	1987
Summers, Houston	1962, '63, '65	Tuffour, Osei	1994	Washington, Marvin	1972, '73	Williamson, Jaylian	2012, '13, '14, '15, '16
Summers, Todd	1990, '91, '92, '93	Turk, Stan	1981, '82	Watford, David	2015	Willis, Robert A.	1962
Sutherland, James	1973	Turavani, Carlo	2007, '08, '09	Watkins, Andre	2009	Willis, Winfield	1970, '72
Sutherland, Peter	1975, '76	Turner, Carl	1976, '77	Watson, Michael	1989, '90	Wilson, Barry	1980, '81
Swain, Brian	2012, '13	Turner, David	1996, '97, '98	Watts, Damon	1997, '98, '99	Wilson, Cue	1975
Swann, William	1976, '77	Turner, Donald	1996, '97, '98	Watts, David	1986	Wilson, Darius	2002
Swett, Michael	2006, '07, '08, '09	Turner, Lamont	1993, '94, '95, '96, '97	Watts, Jesse	1976	Wilson, Darren	1983, '84
Swift, Alfred	1987, '88, '89	Turner, Joseph	2015, '16	Weaver, Billie	1978, '79	Wilson, Donald	1970
Swinson, Corey	1992, '93, '94	Tutt, Randolph	1969	Weekly, Robert	1984	Wilson, Jamal	2011, '12, '13
Swinton, Derius	2003, '04, '05, '06	Twynner, Bruce	1981, '82, '83	Weldon, Abraham	1972, '73, '74	Wilson, James	1966
Sylvester, Tim	2004, '05	Tyler, Craig	1986	Wells, Aaron	1994, '95	Wilson, Jerry	1976
T		Tyler, Delbert	2010, '11, '12, '13	Wells, Aaron	2001, '02, '03	Wilson, Joe	2002, '03
Tabron, Christian	2011	Tyler, Jody	1991	Wells, Burlock	1965, '66, '68	Wilson, Johnathan	1989, '90, '91
Taliaferro, Ellis	2001	Tyler, Joe	1959, '61	Wells, Darien	1990	Wilson, Keldrick	2016
Taliaferro, Emmett	1991, '92, '93, '94, '95	Tyler, Najee	2012, '13	Welton, Ken	1978, '79	Wilson, Que	1972, '73
Taliaferro, William	1960	Tyner, Alvin	1987, '88	West, Michael	2002, '03, '04, '05	Wilson, Rasoul	2007, '08, '09
Tamlin, Edward	1966	Tyner, Kevin	2002	West, Richard	1963	Wilson, Sekou	1992, '93, '94, '95
Tasker, Theodore	1961	Tynes, Lawrence	1995	Westberry, Gary	1983, '84, '85, '86	Wilson, Theodore	1969
Taylor, Chareaf	1980	U		White, Andre	1987, '88, '89	Wiltz, Devin	2016
Taylor, Cordell	1993, '94, '95, '96, '97	Underwood, Johnnie	1994, '95	White, Anthony	1981, '82, '83	Winston, Daniel	1959
Taylor, Dennis	2000	Utey, Ron	1982, '83, '84, '85	White, Byron	1972, '73	Winston, Morris	1992, '93
Taylor, Jerome	1975, '76, '77	V		White, Ernest	1970	Winston, Stanley	1962
Taylor, Nathaniel	1975, '76, '77	Vanderpool, Henderson	1991, '92, '93	White, Ernest	1976, '77, '78, '79	Wolfolk, Wesley	2015, '16
Taylor, Raun	1985	Vandyke, Devin	2016	White, Jonathan	2000, '01, '02	Womack, Earl	1972, '73
Taylor, Richard	1985, '86, '87	Vann, Jonathan	1995	White, Kevin	1992, '93, '94, '95	Womack, Ricky	1980
Taylor, Semmie	1972, '73	Varcciann, Oral	2015, '16	White, Leon	1984	Wood, Dyke	1976
Taylor, Steve	1989, '90	Vaughan, Ricky	1963	White, Marcus	1997	Woodcock, Damon	2015, '16
Teel, Kevin	2005, '06, '07, '08	Vaughn, Larry	1996, '97, '98, '99, 2000	White, Marvin	1959	Wooden, John	1981, '82, '83
Terry, Kenon	2009	Vazquez, Rafael	2010	White, Paul	2001	Wooden, Ron	1976
Thomas, Brad	1992, '93	Versher, Dale	1980, '81	White, Paul	2003	Woods, Matthew	1990
Thomas, Clarence	1994	Viney, Rober	1988, '89, '90, '91	White, Ron	1977	Woodson, Troy	1995
Thomas, Dalma	1980, '81, '82, '83	W		White, Taliferro	2000, '01, '02, '03	Woodson, Vernon	2000, '01, '02
Thomas, DeAndre	2009, '11	Waddell, Bennite	1996, '97, '98	White, Torrian	2015	Woolston, Herb	1977
Thomas, Harold	1989, '90	Waddle, David	1980	White, Wayne	1981	Wormley, Vincent	1984, '85
Thomas, Isaiah	2007, '08, '09, '10, '11	Wade, Jamal	1992	Whitefield, Ronnie	1977, '78, '79, '80	Wray, Nashaun	2015
Thomas, Jabari	2015	Wade, Jonathan	2008, '09	Whitefield, Steve	1977	Wright, Acie	1996, '97, '98, '99
Thomas, Jason	1997, '98, '99	Wade, Marcus	2011, '12, '13, '14	Whitehurst, Kelle	1994	Wright, Alveron	2010, '11, '12, '13
Thomas, Jon	1960, '61, '62	Wagstaff, Stanley	1960	Whitehurst, Kyle	2003, '04, '05	Wright, Christian	1992, '93
Thomas, Kevin	1992, '93, '94	Wainwright, Skip	1978, '79, '80	Whitfield, Steve	1976	Wright, Davion	2008, '09
Thomas, Leron	2010	Walden, Alfred	1961, '62, '63	Wiafe, Kingsley	2006, '07	Wright, John	1978, '79
Thomas, Robert	1968, '69, '70	Walden, Jonald	2000	Wickham, Nat	1976, '77	Wright, Justin	2016
Thomas, Robert	1981	Walker, Alvin	1959, '60, '61, '62	Wideman, Adrian	1996, '97, '98, '99	Wright, Michael	1997
Thomas, Tremayne	2005	Walker, Bernard	1996	Wideman, David	1991, '92, '93, '94	Wright, Rodney	1987, '88, '89, '90
Thompson, Bernard	1969	Walker, Brandon	2005, '06	Wiegand, Spencer	2016	Wyatt, Arthur	1966, '68
Thompson, Charles	1987	Walker, Charles	1961	Wiggins, Calvin	1982, '83, '84	Wyche, George	1978, '79
Thompson, Clifton	1994	Walker, Curtis	1978, '79	Wiggins, Donfred	1975, '76, '77	Wynn, Douglass	1989, '90, '91, '92
Thompson, Horace	1961	Walker, Daryell	2009, '10, '11, '12	Wiggs, Marcus	2006, '07	Wynn, Quincy	1994, '95, '96
Thompson, Rian	2002, '03	Walker, Jimmy	1991, '92, '93, '94	Wiley, Kevin	1975, '76	Y	
Thorin, Windell	1983	Walker, Melvin	1970	Willenbrock, Jack	2016	Yarborough, Eddie	1981, '82
Thorne, Elijah	1959, '60	Walker, Thomas	1985, '86	Williams, Ben	1978, '79	Yarborough, Steve	1981
Thorne, Joshua	2012, '13, '14, '15	Walker, Wayne	1986, '87, '88, '89	Williams, Calvin	1976	Young, Al	2000
Thorne, Wendell	1984, '85, '86	Wallace, Ibn	2015	Williams, Chris	1987	Young, Andrew	1963
Thornton, Clifton	1978, '79, '80, '81	Wallace, Jason	1991, '92, '93, '94, '95	Williams, Christopher	1991, '92, '93	Young, Bill	1976
Thorpe, Edward	1959, '61, '62	Wallace, Shannon	1989, '90, '91, '92	Williams, Darien	2015	Young, Charles	2006, '07, '08, '09
Thurmond, Devin	2015, '16	Walters, David	1970, '72, '73, '74	Williams, Darryl	1981, '82	Young, James	1959, '60
Thweatt, Brandt	2001, '02, '03	Walton, Darren	1992, '93, '94, '95	Williams, David	2009	Young, Michael	2014, '15, '16
Tillman, Henry	1972, '73	Ward, Tyrone	2014, '15	Williams, Derrick	2001	Young, Ron	1980
Timmons, Isaiah	2016	Ward, Wardell	1960	Williams, Greg	1978, '79, '80	Young, Wallace	1978, '79, '80, '81, '82
Tippen, Terron	2001	Warfield, Carroll	1970	Williams, Haywood	1975, '76, '77	Z	
Tolar, Charles	1990	Warren, Benjamin	1997, '98	Williams, Jamal	1992, '93, '94	Zimmerman, Robert	2015
Tolbert, Tyrone	1996, '97, '98	Warren, Larry	1963	Williams, Jeff	1982, '83, '84		
Tolder, Edward	1988, '89	Warren, Matthew	2000, '01	Williams, Jimmie	1978, '79, '80		
Toliver, Calvin	1987	Warren, Terrence	1990, '91, '92	Williams, John	1990		
Tollerson, Herb	1980, '81	Washington, Adrian	1995	Williams, Justin	2015, '16		
Tolson, Troy	1984	Washington, Alton	1976	Williams, Kareem	2016		
Tomlin, Edward	1965			Williams, Kevin	1993, '94, '95		
Tomlin, Jason	2006, '07			Williams, Larry	1977		
Tonsul, Marvin	1981			Williams, Leroy	1972, '73		
Trippet, Marco	1995, '96			Williams, Lionel	1966, '68		
				Williams, Lisbon	1999, 2000		



POSTSEASON RESULTS

2017 FOOTBALL MEDIA GUIDE



1985 Playoffs – Quarterfinals
Bloomsburg 38, Hampton 28
Nov. 30, Redman Stadium, Bloomsburg, Pa.

Hampton	13	9	0	6	28
Bloomsburg	7	10	0	21	38

Coming in as the Pirates' leading rusher, Carl Painter put Hampton on the board early with an 80-yard touchdown run in the first quarter. Painter would gain just 21 yards after that, but his impact was felt in other ways in a 38-28 loss to Bloomsburg.

The Huskies answered quickly, thanks to quarterback Jay DeDea's five-yard touchdown toss to Joe David in the back of the end zone.

Pirates signal-caller Marco Stacy gave his team back the lead with a 77-yard strike to Darryl Skinner. Hampton missed the extra point, but held a 13-7 lead after the first quarter.

The Huskies took a 14-13 lead early in the second quarter when Tom Martin scampered four yards into the end zone. Hampton then scored the next nine points, behind a Craig Barber 33-yard field goal and Painter's 77-yard touchdown reception.

Bloomsburg added a field goal of its own before the half to cut Hampton's lead to 22-17.

Both teams went scoreless in the third quarter, but the Huskies seized control by scoring on three consecutive drives in the fourth, two of which were capped by touchdown runs from Martin. Stacy added a touchdown pass to Todd Gallaird late, but the Pirates were too late in the comeback attempt.

Martin ran 40 times for 203 yards and three touchdowns to help the Huskies advance. Stacy was just 5-for-14 passing, but he finished with 232 yards and two long touchdown passes.

1992 Playoffs – First Round
North Alabama 33, Hampton 21
Nov. 21, Armstrong Stadium, Hampton, Va.

North Alabama	6	14	0	13	33
Hampton	0	0	7	14	21

North Alabama's top rusher, Tyrone Rush, broke the game open early, as he scampered in from 20 yards with 9:46 left in the first quarter. The rushing attack struck again in the second quarter, thanks to an option set that drove 90 yards in 12 plays – culminating in a 27-yard scoring run from quarterback Cody Gross in North Alabama's 33-21 win in Armstrong Stadium.

North Alabama scored one more before the half on a one-yard run by Brian Satterfield to let the team go into the locker room up 20-0.

The Pirates drove 86 yards on seven plays late in the third quarter, finally getting on the board when quarterback Matt Montgomery found Craig Rainey for a five-yard strike.

Gross then trotted in for a one-yard score in the fourth quarter to give North Alabama its fourth score of the game and a 27-7 lead.

Montgomery used a number of short passes to move the ball, setting up a one-yard touchdown run from Todd Harvey. The Pirates then recovered a losses ball on the ensuing kickoff on the North Alabama 35-yard line. Montgomery then found Rainey again for a one-yard score to trim North Alabama's lead to 27-21 with 8:21 left to play.

North Alabama returned to the ground game, though, as Rush and Satterfield ate the clock with tough short-yardage plays, and Gross capped the victory with a two-yard keeper with 3:38 to play.

Hampton's comeback fell short when North Alabama intercepted Montgomery with 1:58 remaining.

1993 Playoffs – First Round
Hampton 33, Albany State 7
Nov. 20, Armstrong Stadium, Hampton, Va.

Albany State	0	0	7	0	7
Hampton	13	7	13	0	33

The Pirates rushes for more yards and scored more points in the first quarter than Albany State had allows in an entire game during the season, setting the tone for Hampton's first-ever playoff win – a 33-7 defeat in front of the home crown at Armstrong Stadium.

The Pirates used scoring drives of 10 plays and one play to take a 13-0 lead in the first quarter, rushing for 73 yards and passing for 37 more. Entering the contest, the Golden Rams were only giving up 59 rushing yards and 8.2 points a game.

Hampton had 24 first downs, rushing for 149 yards, passed for 238 more and scored more points (33) than Albany State had given up at any point during the regular season.

Albany State trailed 20-7 after scoring on the first possession of the second half, but when Johann Fuller recovered a fumble and ran it back 41 yards for the score, Hampton pulled ahead 27-7 and dashed any hopes of a Golden Rams comeback.

1993 Playoffs – Quarterfinals
North Alabama 45, Hampton 20
Nov. 27, Braly Stadium, Florence, Ala.

Hampton	14	0	9	0	20
North Alabama	21	7	14	3	45

Cody Gross, Brian Satterfield and Tyrone Rush each ran for over 100 yards as the Lions outlasted the Pirates in the quarterfinals of the NCAA Division II playoffs, 45-20. It was the second straight year North Alabama had eliminated Hampton.

The Lions scored the first two touchdowns, before Malcolm Benson put the Pirates on the board with a two-yard run. North Alabama posted the only score of the second quarter before holding off a Pirate surge with two goal-line stands to protect a 28-14 halftime lead.

North Alabama scored again in the third quarter, but this time Hampton answered when Kevin White ran the ensuing kickoff back 80 yards for a score. That made the score 35-20, but North Alabama would seal the deal on the next possession, when Gross scored from two yards out.

Jamie Stoddard later added a 23-yard field goal.

Matt Montgomery went 16-for-40 passing for the Pirates, compiling 204 yards and a touchdown, but Hampton was held to just 110 rushing yards, their lowest output of the season.

1997 Playoffs – First Round
Youngstown State 28, Hampton 13
Nov. 29, Arnold D. Stambaugh Stadium, Youngstown, Ohio

Hampton	0	0	7	6	13
Youngstown	0	21	7	0	28

Hampton's first-ever NCAA Division I-AA playoff game was off to a rough start when Youngstown State, led by current Ohio State head coach Jim Tressell, scored 14 points on two Pirate turnovers and held a 21-0 lead at the half en route to a 28-13 first-round win.

The Pirates found themselves down 28-0 before scoring in the third quarter on an eight-yard run by quarterback Roy Johnson. Charles Jackson added a 13-yard score to trim the Penguins' lead to 28-13.

Hampton racked up 357 yards of total offense to Youngstown State's 290, but turned the ball over six times with four fumbles and two interceptions to seal the Pirates' fate. Jackson ran for 98 yards and a score for Hampton, while Johnson completed 13 of 26 passes for 152 yards.

Deon Hunt led the Pirates with 11 tackles.

1998 Playoffs – First Round
Connecticut 42, Hampton 34
Nov. 28, Memorial Stadium, Storrs, Conn.

Hampton	7	10	3	13	34
Connecticut	7	14	7	14	42

This playoff matchup turned into a shootout, as both teams put up more than 400 yards of total offense. The Pirates pounded out 227 yards on the ground, led by Montrell Coley's 87 yards and two touchdowns – including a 40-yard touchdown on the Pirates' first possession. Still, Connecticut held on for the 42-34 win.

The Huskies relied mostly on their air attack, as quarterback Shane Stafford threw for 294 yards and four touchdowns to four different receivers.

Down 21-17 at the half, Hampton rallied to tie the game at 28 on a two-yard run by Mike Jones early in the fourth quarter. But Connecticut answered with 14 straight points to escape with the victory.

2004 Playoffs – First Round William & Mary 42, Hampton 35 Nov. 27, Zable Stadium, Williamsburg, Va.

Hampton	13	0	8	14	35
William & Mary	0	7	14	21	42

Led by senior wideout Jerome Mathis, Hampton put forth a valiant effort before falling short of their first Division I-AA playoff win, losing 42-35 to William & Mary. Mathis' record 394 all-purpose yards were countered by Lang Campbell's 294 passing yards and three touchdowns for the Tribe.

After going three-and-out on the first series, the Pirates (10-2) opened their second drive with a 45-yard play-action pass from Princeton Shepherd to Mathis. Three plays later, Ardell Daniels plunged into the end zone from one yard out to give Hampton a 7-0 lead.

The Tribe (10-2) answered with a 10-play, 70-yard drive later in the first quarter, but Greg Kuehn missed his 23-yard field goal attempt wide right.

One play later, Shepherd found Mathis again, this time for an 80-yard touchdown strike. It was the longest scoring play the Tribe had allowed all season, and it gave the Pirates a 13-0 lead after William & Mary blocked the extra point.

Campbell, the Atlantic-10 Player of the Year, quickly cut into Hampton's lead by directing an eight-play, 80-yard drive. Campbell went 5-for-5 in the air for 58 yards on the drive, tossing an eight-yard score to Adam Bratton with 9:23 left in the half.

Hampton led 13-7 at the intermission, thanks to an interception of Campbell late in the second quarter. Campbell had thrown just one other pick all season.

William & Mary raced 74 yards in just under two minutes to start the second half, taking a 14-13 lead on Campbell's second touchdown pass – a 27-yard strike to Dominique Thompson.

Scoring for the Tribe meant kicking off to Mathis, the country's leading kick returner. Kuehn, trying to angle the kick away from Mathis, knocked the ball out of bounds. Having to kick again, the Tribe had no choice but to give Mathis the ball. Mathis took the kick, and 93 yards later the Pirates regained a 21-14 lead. Mathis' return gave him five touchdown returns for the season, a Division I-AA record.

The Tribe needed just three plays on the ensuing possession to tie the game, thanks to a 40-yard scamper from Jon Smith near the end of the third quarter.

Mathis then scored his third touchdown of the afternoon, a 43-yard reception to give the Pirates a 28-21 lead. But William & Mary tied the game again immediately, with Dion Thompson running the ensuing kickoff back 92 yards for the score.

The Tribe then forced the Pirates into a three-and-out before Dominique Thompson gave William & Mary the lead with a 45-yard touchdown reception. Smith's second rushing touchdown with 1:56 remaining put the game permanently out of reach.

Shepherd's 242 passing yards and two scores were a school playoff record, as were Mathis' six receptions, 188 receiving yards and three touchdowns.

2005 Playoffs – First Round Richmond 38, Hampton 10 Nov. 26, Armstrong Stadium, Hampton, Va.

Richmond	7	3	14	14	38
Hampton	0	10	0	0	10

Richmond scored 28 unanswered points in the second half, breaking open a 10-10 halftime tie and cruising to a 38-10 win over No. 2 Hampton in the first round of the NCAA Division I-AA playoffs. The loss ended Hampton's 11-game winning streak and 12-game winning streak at Armstrong Stadium.

The Pirates (11-1) went three-and-out on their first driver, but regained possession when Richmond's Ryan Mace fumbled the punt. Jimari Jones recovered, giving Hampton a first down on the Spiders' 29-yard line. But on the ensuing play, Princeton Shepherd was intercepted by Richmond's Joe Mallory – Hampton defensive back Jermaine Mallory's brother.

Hampton drove 54 yards on its next possession, but came up empty after Andrew Paterini missed a 20-yard field goal try wide left.

The Spiders (9-3) responded with a power rushing attack, led by David Freeman and Tim Hightower. The duo combined for 55 rushing yards on the drive that ended with a one-yard score by quarterback Stacy Tutt with 2:28 left in the first quarter.

Antwan Smith came in to replace Shepherd, immediately sparking the Pirates offense. He connected with Onrea Jones twice for 39 and 15 yards, while also running for a 17-yard gain on the drive. The drive stalled, though, at the Richmond 27-yard line, and Hampton had to settle for a 44-yard field goal.

Smith hit Jones twice again on the next possession, for 44 and seven yards – the latter proving to be the Pirates' only touchdown of the game. It gave Hampton a 10-7 lead before Richmond added a 22-yard field goal to tie the game going into the half.

The Spiders relied on their running game coming out of the locker room to wear down the Pirates' defense. Tutt rushed four consecutive times following a 25-yard punt return by Mace for 48 yards, setting up Hightower's three-yard touchdown.

The Pirates failed to field the ensuing kickoff, giving the ball back to the Spiders on the Hampton 37-yard line. Four plays later, Freeman ran in from two yards out and the pirates were down 24-10.

Hampton couldn't mount a ground game, so Jones did all he could to keep the Pirates in it. He set a Hampton playoff record with 11 receptions for 192 yards and a touchdown, but he had little help from the rest of the offense. Alonzo Coleman and Ardell Daniels, Hampton's pair of 1,000-yard rushers, were held to just 46 yards on 20 attempts, while Shepherd and Smith were sacked a combined five times.

Hightower and Freeman each added fourth-quarter touchdowns to break the game open. Freeman finished with a game-high 117 rushing yards and Hightower added 73 as the Spiders ran for 251 yards against a Hampton defense that came in allowing just 124 a contest.

This was Hampton's fourth straight layoff loss since moving to Division I-AA in 1995.

2006 Playoffs – First Round New Hampshire 41, Hampton 38 Nov. 23, Armstrong Stadium, Hampton, Va.

New Hampshire	13	21	0	7	41
Hampton	21	0	14	3	38

Eighth-ranked Hampton outscored New Hampshire 17-7 in the second half of their first-round NCAA Division I Football Championship Subdivision playoff game, but the Wildcats scored on 4th-and-16 with under five minutes to play to take the 41-38 victory.

Ricky Santos' 25-yard score to Chad Kackert kept the Pirates from winning their first Division I playoff game and ended the career of more than 20 Hampton seniors – a class that would go down as the second winningest in school history, going 38-9 over their four years.

"Both sides came out and put forth an outstanding effort," Hampton coach Joe Taylor said. "I knew it would come down to who had the ball last, and it just came down to one play on fourth down. But I'm proud of our football team and the things we have accomplished."

Both teams combined for 34 points in the first quarter, with the longest drive by either team taking three minutes and 10 seconds.

The Wildcats took the opening drive and marched 75 yards in 2:27 to take the lead on a one-yard pass from Santos to Aaron Brown. Kevin Teel returned the ensuing kickoff 69 yards for the Pirates, giving them position on the New Hampshire 21-yard line. From there, quarterback Princeton Shepherd completed all four of his passes, including a 4-yard score to Marquay McDaniel to tie the game at seven.

New Hampshire scored again after J.E. Frederickson came up big on special teams, blocking a Jahmal Blanchard punt and giving the Wildcats possession on the Hampton 28-yard line. Santos threw his second touchdown of the day, a 25-yard strike to Keith Levan. The Wildcats missed the extra point, going up 13-7 with less than six minutes to go in the first quarter.

Hampton scored on the next possession, as Alonzo Coleman reeled off a 65-yard touchdown run on the first play from scrimmage. Coleman's longest run of the season gave Hampton a 14-13 lead.

Shepherd led an 80-yard touchdown drive to close out the first quarter, connecting with Onrea Jones and McDaniel for consecutive 16-yard completions. Shepherd then found McDaniel for 12 yards, which set up a four-yard score for Kevin Beverly.

Santos, the Atlantic-10 Player of the Year, responded by completing his next six passes – including a 15-yard score to David Ball – to bring the Wildcats within one. Ball was the all-time leading receiver in Division I-AA history, surpassing Jerry Rice.

The Pirates went three-and-out on their next possession and New Hampshire took advantage when Santos connected with Ball for a seven-yard touchdown with 6:44 left in the first half. That gave the Wildcats a 27-21 lead.



Hampton then gave New Hampshire prime field position after Maurice Riley snapped the ball over punter Jahmal Blanchard's head. Blanchard had to run after corraling the ball before being tackled at the Hampton 29-yard line. Robert Simpson ran into the end zone from two yards out on the ensuing drive to give New Hampshire a 34-21 lead at the half.

Coming out of the locker room, Hampton went back to running the football, looking to take advantage of a Wildcats defense that gave up over 150 rushing yards a game.

"They went back to what they do well," New Hampshire coach Sean McConnell said of the Pirates. "They threw more than we expected early, but with a back like Coleman, I knew they would go back to the running game.

"He's as good a back as we've seen all year."

Coleman and Beverly rushed for 61 of Hampton's 80 yards on the opening drive of the second half, and Shepherd ran into the end zone from six yards out to cut New Hampshire's lead to 34-28.

Hampton's defense appeared to settle from there, forcing the Wildcats to punt on their first possession of the half. Santos then threw an interception on New Hampshire's next possession, inadvertently finding safety Darius Swinton – who returned the ball all the way to the Wildcats' 23-yard line. Shepherd then found McDaniel again, this time for six yard to give Hampton a 35-34 lead going into the fourth quarter.

When Andrew Paterini booted a 43-yard field goal with just under nine minutes to play, it looked as if Hampton would collect that elusive first Division I playoff win. But Santos and the Wildcats fought back.

Forced into a passing situation, Santos was sacked on consecutive plays by Pat Preston and Kendall Langford to put the Wildcats in a 3rd-and-long. An 18-yard completion to Matt O'Brien made it 4th-and-5 on the New Hampshire 33-yard line. The Wildcats lined up in punt formation, but Maurice Duper took the snap and raced 19 yards to the Hampton 48-yard line.

New Hampshire drove to the Hampton 25-yard line before again facing fourth down – and the potential end to its season. With Ball surrounded by defenders, Santos found Kackert out of the backfield and in the back of the end zone, one-on-one with linebacker Jimari Jones.

Touchdown, New Hampshire up 41-38 with 4:40 to play.

Hampton had a shot to win the game, going for it on 4th-and-23, but Shepherd's pass fell incomplete.

Santos went 27-for-40 for 315 yards and five touchdowns to four different receivers. Ball caught two of those touchdowns, pulling in five balls total for 70 yards. The Wildcats racked up 411 yards of total offense against a Hampton defense that came in ranked No. 1 in the country against the pass.

Shepherd threw for 186 yards and two scores, while Coleman became just the sixth player in Division I-AA history to rush for 1,000 yards in four consecutive seasons, running 21 times for 143 yards. McDaniel caught both of Shepherd's touchdown passes, but he also became the all-time Division I-AA leader in career punt returns with 144. McDaniel also holds the record for career punt return yards with 1,897.

ALL-TIME PLAYOFF RESULTS

OVERALL: 1-8

HOME: 1-3

AWAY: 0-5

Division II

Year	Opponent	W/L	Score	Location	Attendance
1985	Bloomsburg	L	28-38	Bloomsburg, Pa.	N/A
1992	North Alabama	L	21-33	Hampton, Va.	N/A
1993	Albany State	W	33-7	Hampton, Va.	6,417
1993	North Alabama	L	20-45	Florence, Ala.	5,349

Division I-AA

Year	Opponent	W/L	Score	Location	Attendance
1997	Youngstown State	L	13-28	Youngstown, Ohio	12,431
1998	Connecticut	L	34-42	Storrs, Conn.	6,193
2004	William & Mary	L	35-42	Williamsburg, Va.	5,576
2005	Richmond	L	10-38	Hampton, Va.	5,343
2006	New Hampshire	L	38-41	Hampton, Va.	3,401



I-AA Playoff Records

RUSHING

Rushing Attempts
Charles Jackson 23 Nov. 29, 2007 vs. Youngstown State

Rushing Yards
Alonzo Coleman 143 Nov. 25, 2006 vs. New Hampshire

Rushing Touchdowns
Montrell Coley 2 Nov. 28, 1998 vs. Connecticut

Longest Rush
Montrell Coley 40 (TD) Nov. 28, 1998 vs. Connecticut

PASSING
Pass Attempts
Princeton Shepherd 32 Nov. 25, 2006 vs. New Hampshire

Pass Completions
Princeton Shepherd 24 Nov. 25, 2006 vs. New Hampshire

Passing Yards
Princeton Shepherd 242 Nov. 27, 2004 vs. William & Mary

Passing Touchdowns
Princeton Shepherd 2 Nov. 27, 2004 vs. William & Mary
Nov. 25, 2006 vs. New Hampshire

Longest Pass Completion
Princeton Shepherd 80 Nov. 27, 2004 vs. William & Mary

RECEIVING
Receptions
Onrea Jones 11 Nov. 26, 2005 vs. Richmond

Receiving Yards
Onrea Jones 192 Nov. 26, 2005 vs. Richmond

Receiving Touchdowns
Jerome Mathis 2 Nov. 27, 2004 vs. William & Mary
Marquay McDaniel 2 Nov. 25, 2006 vs. New Hampshire

Longest Reception
Jerome Mathis 80 Nov. 27, 2004 vs. William & Mary

KICKING
Field Goals
Acie Wyatt 2 Nov. 28, 1998 vs. Connecticut

Longest Field Goal
Andrew Paterini 44 Nov. 26, 2005 vs. Richmond

Punts
Matt Williams 6 Nov. 29, 1997 vs. Youngstown State
Cameron Muro 6 Nov. 27, 2004 vs. William & Mary

Punting Average
Cameron Muro 43.0 Nov. 27, 2004 vs. William & Mary

Longest Punt
Matt Williams 58 Nov. 28, 1998 vs. Connecticut

OFFENSE
Most Points
Jerome Mathis 18 Nov. 27, 2004 vs. William & Mary

All-Purpose Yards
Jerome Mathis 394 Nov. 27, 2004 vs. William & Mary

Total Offense Yards
Antwan Smith 241 Nov. 26, 2005 vs. Richmond

RETURNS
Kickoff Return Yards
Kevin Teel 167 Nov. 25, 2006 vs. New Hampshire

Longest Kickoff Return
Jerome Mathis 93 (TD) Nov. 27, 2004 vs. William & Mary

Punt Return Yards
Marquay McDaniel 51 Nov. 26, 2005 vs. Richmond

Longest Punt Return
Donald Turner 30 Nov. 28, 1998 vs. Connecticut

Longest Interception Return
Darius Swinton 39 Nov. 25, 2006 vs. New Hampshire

DEFENSE

Tackles
Deon Hunt 14 Nov. 28, 1998 vs. Connecticut
Justin Durant 14 Nov. 26, 2005 vs. Richmond
Justin Durant 14 Nov. 25, 2006 vs. New Hampshire

Tackles for Loss
Justin Durant 2.5 Nov. 27, 2004 vs. William & Mary

Sacks
Marcus Dixon 2 Nov. 25, 2006 vs. New Hampshire

Interceptions
Darius Swinton 1 Nov. 27, 2004 vs. William & Mary
Rudolph Foye 1 Nov. 27, 2004 vs. William & Mary
Michael West 1 Nov. 27, 2004 vs. William & Mary
Kensley Dougan 1 Nov. 26, 2005 vs. Richmond
Rudolph Foye 1 Nov. 26, 2005 vs. Richmond
Darius Swinton 1 Nov. 25, 2006 vs. New Hampshire

TEAM

Rushing
Rushing Attempts 51 Nov. 29, 1997 vs. Youngstown State
Rushing Yards 227 Nov. 28, 1998 vs. Connecticut
Rushing Touchdowns 4 Nov. 28, 1998 vs. Connecticut

Passing
Passing Attempts 35 Nov. 26, 2005 vs. Richmond
Pass Completions 24 Nov. 25, 2006 vs. New Hampshire
Passing Yards 258 Nov. 26, 2005 vs. Richmond
Passing Touchdowns 2 Nov. 27, 2004 vs. William & Mary
2 Nov. 25, 2006 vs. New Hampshire
Passes Intercepted 2 Nov. 29, 1997 vs. Youngstown State
2 Nov. 26, 2005 vs. Richmond

OVERALL

Most Points 38 Nov. 25, 2006 vs. New Hampshire
Most Yards, Total Offense 413 Nov. 28, 1998 vs. Connecticut



PIRATES & THE PROS

Clarence Bailey (RB)
Free Agent – 1987, Miami
1987, Miami

Chris Baker (DE)
Free Agent – 2009, Denver
2009, Denver
2010-11, Miami
2012-pres., Washington

Jackie Bates (CB)
Free Agent – 2009, Kansas City
2009-12, Kansas City

Darian Barnes (FB)
Free Agent – 2002, New York Giants
2002-03, Tampa Bay
2004, Dallas
2005-06, Miami
2007, New York Jets
2008, Buffalo, Detroit, New Orleans

Johnnie Barnes (WR)
9th Round – 1992, San Diego
1992-94, San Diego
1995, Pittsburgh

Courtney Bridget Jr. (DB)
Free Agent – 2014, Washington
2014, Washington

Jamal Brooks (LB)
Free Agent – 2000, New Orleans
2000-03, Dallas
2006, St. Louis

Justin Brown (WR)
Free Agent – 2009, Arizona
2009, Arizona

Vernon Bryant (DT)
Free Agent – 2008, St. Louis

Tom Casey (TB-DB)
1948, New York Yankees

Ataveus Cash (WR)
Free Agent – 2002, New York Jets
2002, New York Jets
2003, New York Giants
2006-07, Washington

Travis Coleman (DB)
Free Agent, 2002 – Chicago

2002, Chicago

Dennis Conley (OL)
Free Agent – 2009, Chicago
2009, Chicago

Antico Dalton (LB)
6th Round – 1999, Minnesota
1999, Minnesota

Marcus Dixon (DE)
Free Agent – 2008, Dallas
2008-09, Dallas
2010-12, New York Jets
2013, Kansas City
2014, Tennessee

Reggie Doss (DE-DT)
7th Round – 1978, Los Angeles Rams
1978-86, Los Angeles Rams

Justin Durant (LB)
2nd Round – 2007, Jacksonville
2007-10, Jacksonville
2011-12, Detroit
2013-14, Dallas
2015, Atlanta
2016, Dallas

Kenrick Ellis (DT)
3rd Round – 2011, New York Jets
2011-14, New York Jets
2015, New York Giants
2016-pres., Minnesota

Isaac Hilton (DE)
7th Round – 2004, New York Giants

Mike Jenkins (WR)
Free Agent – 1997, Cincinnati
1997, Cincinnati

Onrea Jones (WR)
2009-10, Arizona
2011, Chicago

Kendall Langford (DE)
3rd Round – 2008, Miami
2008-11, Miami
2012-14, St. Louis
2015-pres., Indianapolis

David Legree (QB)
Free Agent – 2012, Indianapolis

2012, Indianapolis

Emerson Martin (OG)
Free Agent – 1995, Carolina
1995, Carolina

Jerome Mathis (WR)
4th Round – 2005, Houston
2005-07, Houston
2008, Washington

Nevin McCaskill (DT)
Free Agent – 2008, Green Bay
2008, Green Bay
2009-10, Tennessee
2011, Pittsburgh
2012, Washington

Marquay McDaniel (SB/CFL)
Free Agent – 2007, Denver
2007-08, Denver
2009-11, Hamilton (CFL)
2011-present, Calgary (CFL)

Carl Painter (RB)
6th Round – 1988, Detroit
1988-89, Detroit

Brandon Peguese (LB)
Free Agent – 2011, Philadelphia
2011, Philadelphia
2012, Indianapolis

Micah Pellerin (DB)
Free Agent – 2012, Indianapolis
2012, Indianapolis
2013, Dallas
2013-14, Tennessee
2015, Cleveland

Ike Readon (NT)
10th Round – 1986, Kansas City
1986, Kansas City
1987, Miami

Lucien Reeberg (OT)
19th Round – 1963, Detroit
1963, Detroit

Mike Robinson (DB)
Free Agent – 1996, Green Bay
1996, Green Bay

Steven Robinson (RB)

Free Agent – 2011, Cincinnati
2011, Cincinnati

Donovan Rose (DB)
Free Agent – 1980, Kansas City
1980, Kansas City
1986-87, Miami

Greg Scott (DE)
7th Round – 2002, Washington
2002, Washington
2003, Cincinnati

Ricardo Silva (DB)
Free Agent – 2011, Detroit
2011-12, Detroit
2013, Carolina

Torin Smith (DE)
Free Agent – 1987, New York Giants
1987, New York Giants

Zuriel Smith (WR)
6th Round – 2003, Dallas
2003, Dallas

Cordeil Taylor (DB)
2nd round – 1998, Jacksonville
1998, Jacksonville

Jason Thomas (OG)
7th Round – 2000, San Diego
2000, San Diego
2001-02, Baltimore
2006-07, Buffalo

Terrence Warren (WR)
5th Round – 1993, Seattle
1993-94, Seattle
1995, San Francisco
1995, Jacksonville

Daryell Walker (DE)
Free Agent – 2013, Philadelphia
2013, Philadelphia

David Watford (WR)
Free Agent – 2016, Philadelphia
2016, Philadelphia

Torian White (OT)
Free Agent – 2016, Oakland
2016-pres., Oakland

Pirates in the NFL Draft

Year	Round	Pick	Player	Name	Team	Position	Year	Round	Pick	Player	Name	Team	Position
2011	3	30	94	Kenrick Ellis	Jets	DT	1996	6	1	168	Hugh Hunter	Jets	DE
2008	3	3	66	Kendall Langford	Dolphins	DE	1995	7	25	233	Corey Swinson	Dolphins	DT
2007	2	16	48	Justin Durant	Jaguars	LB	1993	5	2	114	Terrence Warren	Seahawks	WR
2005	4	13	114	Jerome Mathis	Texans	WR	1992	9	7	231	Johnnie Barnes	Chargers	WR
2004	7	52	253	Isaac Hilton	Giants	DE	1988	6	5	142	Carl Painter	Lions	RB
2003	6	13	186	Zuriel Smith	Cowboys	WR	1986	10	8	257	Ike Readon	Chiefs	DT
2002	7	23	234	Gregory Scott	Redskins	DE	1978	7	23	189	Reggie Doss	Rams	DE
2000	7	16	222	Jason Thomas	Chargers	G	1968	7	23	188	Anthony Edwards	Colts	RB
1999	6	30	199	Antico Dalton	Vikings	DE		10	24	270	Edward Tomlin	Colts	RB
1998	2	27	57	Cordeil Taylor	Jaguars	DB	1963	19	12	264	Lucien Reeburg	Lions	T

2017 HAMPTON PIRATES FOOTBALL

- 
- 9/2 AT OHIO UNIVERSITY • 7 PM
9/8 DELAWARE STATE • 7 PM
9/16 LIVINGSTONE • 6 PM
9/23 MONMOUTH • 2 PM
10/7 AT SAVANNAH STATE • 2 PM
10/14 AT NORFOLK STATE • 2 PM
10/21 FLORIDA A&M • 2 PM
10/28 AT BETHUNE-COOKMAN • 4 PM
11/4 NORTH CAROLINA CENTRAL • 1 PM
11/11 AT SOUTH CAROLINA STATE • 1:30 PM
11/18 HOWARD • 1 PM