



# 2016 FOOTBALL MEDIA GUIDE







## GENERAL INFORMATION

Location ..... Hampton, Va.  
 City/Zip ..... Hampton, Virginia 23668  
 Founded ..... 1868  
 Enrollment ..... 4,768  
 Nickname ..... Pirates  
 Colors ..... Reflex Blue and White  
 Stadium (Capacity) ..... Armstrong Stadium (12,000)  
 Surface ..... AstroTurf 3D Decade  
 Affiliation ..... NCAA Division I Football Championship Division  
 Conference ..... Mid-Eastern Athletic Conference  
 President ..... Dr. William R. Harvey  
 Athletics Director ..... Eugene Marshall, Jr.  
 Athletic Phone ..... (757) 727-5641

## COACHING STAFF

Head Coach ..... Connell Maynor (North Carolina A&T '91)  
 Record at HU ..... 9-14 (3rd Season)  
 Overall Record ..... 54-20 (6th Season)  
 Football Office Phone ..... (757) 727-5322  
 Best Time/Day To Reach Coach ..... Contact SID  
 Assistant Coaches ..... Michael Ketchum (Defensive Coordinator)  
 Keita Malloy (Wide Receivers/Special Team Coordinator)  
 Gary Lowery (Running Backs/Director of Opts.)  
 Bryant Foster (Cornerbacks/Defensive Pass Game Coordinator)  
 Michael Ramseur (Offensive Line)  
 Tremayne Henry (Defensive Line)  
 Marc Bacote (Safeties)  
 Markus Lawrence (Tight Ends)  
 Kameron Smith (Quarterbacks)  
 Marcus Wade (Defensive Assistant)  
 Luke Butler (Strength & Conditioning)

## TEAM INFORMATION

2015 Record: ..... 6-5  
 2015 Conference Record/Finish: ..... 5-3/3rd  
 Lettermen Returning/Lost: ..... 68/22  
 Offensive Starters Returning/Lost: ..... 6/5  
 Defensive Starters Returning/Lost: ..... 6/5  
 Specialists Starters Returning/Lost: ..... 5/2  
 Basic Offense: ..... Multiple Pro Style  
 Basic Defense: ..... 3-4

## RETURNING LEADERS

Rushing	Att.	Yds.	Avg.	TD		
Chase Powell	19	79	4.2	0		
Eric Carter	6	27	4.5	0		
Passing	Comp.	Att.	Pct.	Yds.	TD/Int.	
Twarn Mixon	3	5	60.0	53	3/0	
Receiving	Rec.	Yds.	Avg.	TD		
Twarn Mixon	59	1027	17.4	9		
Rashawn Proctor	24	280	11.7	4		
Tackles	UT	AT	TT	TFL-Yards	Sacks-Yards	
Chaka Diarrassouba	26	16	42	3.0-6	-	
Darius Banks	23	14	37	-	-	
Jamari' Cord	12	19	31	0.5-0	-	

## HISTORY

First year of football: ..... 1902  
 All-time bowl/playoff record: ..... 1-8  
 Years in postseason play: ..... 8  
 Last postseason appearance: ..... 2006 (New Hampshire 41, Hampton 38)  
 All-time record: ..... 555-420-34 (115 years)  
 All-time MEAC Record ..... 106-61 (20 years)

## SPORTS INFORMATION

Football SID ..... Maurice Williams  
 SID Office Phone ..... (757) 727-5757  
 SID Cell Phone ..... (803) 842-1279  
 SID Fax ..... (757) 727-5813  
 Email ..... maurice.williams@hamptonu.edu  
 Press Box Phone ..... (757) 727-5422  
 Website ..... www.hamptonpirates.com  
 SID Mailing Address ..... 210 Holland Hall  
 Hampton, VA 23668



## 2015 Schedule

Date	Opponent
9/3	..... at Old Dominion
9/10	..... William & Mary
9/17	..... vs. Howard
9/29	..... at North Carolina A&T
10/8	..... at Delaware State
10/15	..... Morgan State
10/22	..... at Florida A&M
10/29	..... South Carolina State
12/12	..... Savannah State
12/19	..... Norfolk State
12/26	..... at Coastal Carolina

## 2015 Results

Date	Opponent	Res.	Score
Sept. 5	Kentucky State	W	35-20
Sept. 12	Richmond	L	28-31
Sept. 18	Howard	W	37-19
Sept. 26	at Norfolk State	L	14-24
Oct. 3	North Carolina A&T	L	31-45
Oct. 10	Delaware State	W	21-7
Oct. 17	at Morgan State	W	20-10
Oct. 24	at William & Mary	L	7-40
Oct. 31	at South Carolina State	L	20-34
Nov. 7	Florida A&M	W	33-0
Nov. 14	at Savannah State	W	42-3





# MEDIA OUTLETS

## LOCAL/STATE/ NATIONAL PRINT

### **Daily Press**

Dave Johnson  
7505 Warwick Blvd.  
Newport News, VA 23607  
757-247-4963 ext. 4649  
757-247-9420 (FAX)  
djohnson@dailypress.com

### **The Virginian-Pilot**

David Hall  
150 W. Brambleton Ave.  
Norfolk, VA 23509  
757-446-2366  
757-533-9004 (FAX)

### **Richmond Times-Dispatch**

John O'Connor  
300 E. Franklin St.  
Richmond, VA 23219  
804-649-6233  
804-775-8085 (FAX)  
joconnor@timesdispatch.com

### **The Progress-Index**

John Coscia  
15 Franklin St.  
Petersburg, VA 23803-4514  
804-732-3456  
804-732-8417 (FAX)  
newsroom@progress-index.com

### **New Journal & Guide**

Leonard Colvin  
P.O. Box 209  
Norfolk, VA 23501  
757-543-6531  
757-543-7620 (Fax)  
njournalg@earthlink.net

### **The Roanoke Times**

Bill Bern  
P.O. Box 2491  
Roanoke, VA 24010-2491  
540-981-3128  
540-981-3346 (FAX)  
bill.bern@roanoke.com

### **Suffolk News Herald**

Stephen Cowles  
P.O. Box 1220  
Suffolk, VA 23434-1220  
757-934-96137  
757-539-8804 (FAX)  
scowles@suffolknewsherald.com

### **The Associated Press**

Hank Kurz  
700 E. Main St.  
Suite 1380  
Richmond, VA 23219-2619  
804-643-6646  
804-643-6223 (FAX)  
hkurz@ap.org

### **USA Today**

Tom O'Toole  
7950 Jones Branch Dr.  
McLean, VA 22108  
703-854-5354  
703-854-2078 (FAX)  
totoole@usatoday.com

## AREA TELEVISION

### **WAVY-TV 10 (NBC)**

Nathan Epstein  
300 Wavy St.  
Portsmouth, VA 23704  
757-673-5370  
757-397-8279 (FAX)  
nathan.epstein@wavy.com

### **WVEC-TV 13 (ABC)**

Scott Cash, Sports Director  
613 Woodis Ave.  
Norfolk, VA 23510-1017  
757-628-6215  
757-628-5855 (FAX)  
scash@wvec.com

### **WTKR-TV 3 (CBS)**

Mitch Brown  
720 Boush St.  
Norfolk, VA 23510-1502  
757-446-1361  
757-446-1376 (FAX)  
mitchell.brown@wtkr.com

## Local Radio

### **WHOV (88.1 FM)**

Jay Lang  
Hampton University  
Hampton, VA 23668  
757-727-5407  
757-727-5472 (FAX)  
Hardy.lang@hamptonu.edu

### **ESPN Radio 1310**

Nick Cattles  
5589 Greenwich Rd.  
Suite 200  
Virginia Beach, VA 23462  
757-671-1313  
757-671-1000 (FAX) ext. 252

### **The Game 102.1 FM/1490 AM**

Buck Albritton  
232 Business Park Dr.  
Suite 120  
Virginia Beach, VA 23462  
757-747-1021

### **From The Press Box To Press Row**

Donal Ware  
145 Ruth Circle  
Fuquay-Varina, NC 27526  
919-567-0583  
919-567-0670 (Fax)

## ADDITIONAL MEDIA

### **Sports Network**

Craig Haley  
2200 Byberry Rd., Suite 200  
Hatboro, PA 19040  
800-227-7249  
800-227-0803 (FAX)  
chaley@sportsnetwork.com

### **SportsTicker**

Doug Mittler  
Harborside Financial Center  
800 Plaza Two  
Jersey City, NJ 07311  
doug.mittler@sportsticker.com

### **College Sporting News**

Erin Wallace  
5100 Ravenswood, Suite 100  
Chicago, IL 60640  
847-675-5988  
erin.wallace@collegesportingnews.com

### **Sheridan Broadcasting Network**

Ty Miller  
966 Penn Avenue, Suite 200  
Pittsburgh, PA 1522-3811  
412-456-4211  
412-456-4040 (fax)  
tmiller@sbnol.com

## MID-EASTERN ATHLETIC CONFERENCE OFFICE

Ryan McGinty | 2730 Ellsmere Ave. | Norfolk, VA 23513  
757-951-2055 | 757-951-2077 (FAX)





# COVERING THE PIRATES

*The Hampton University 2016 Football Media Guide has been designed for use by local and national media and Pirate fans. Additional information including press releases, photos, and video footage is available by request to accredited media outlets. Any questions not covered in this publication can be directed to the Hampton University Sports Information Office.*

## **CREDENTIALS**

Credentials for Hampton University home games are issued to working media only and must be visible at all times for access to the press box. Requests should be made as soon as possible, in writing and on company letterhead to Maurice Williams, Director of Sports Information at 210 Holland Hall, Hampton, Virginia 23668 or via email at [maurice.williams@hamptonu.edu](mailto:maurice.williams@hamptonu.edu). Season credentials will be granted to daily newspapers and television/radio stations that cover the Pirates on a regular basis. Other media outlets will be granted credentials on a single-game, space available basis at the discretion of the Sports Information Office. Requests for single-game credentials should arrive no later than 48 hours prior to the day of the game.

Credentials will be mailed if time permits or can be picked up at the Sports Information Office, Room 210 Holland Hall, until 2:00 p.m. the day before the game. Otherwise, they will be left at the press will-call at Armstrong Stadium.

## **FOOTBALL PRACTICE**

Hampton University football practices are open to the media. Coach Maynor will meet with interested media 15 minutes prior to or immediately following practice. Please contact the Sports Information Office if you plan to attend. A member of the Pirates Sports Information staff will assist in gathering requested players for interviews.

## **INTERVIEW POLICIES**

### **WEEKLY PRESS CONFERENCE**

Coach Maynor plays host to a weekly media conference on Wednesday's at Noon in the Team Room of Armstrong Stadium. He will highlight the previous week's contest and also preview the upcoming opponent. In addition, Pirate student-athletes will also be in attendance and available for one-on-one interviews.

### **INTERVIEWING COACH MAYNOR**

All media outlets that are unable to attend the weekly press conference may arrange an interview with Coach Maynor through the Sports Information Office. Please arrange all interviews at least 24 hours in advance. Interviews will be conducted either prior to or at the conclusion of practice; no interviews will be conducted during practice.

### **PLAYER INTERVIEWS**

Players are available for interviews in person throughout the week. All player interviews should be arranged through the Sports Information Office and at least 24 hours in advance. All interviews will be conducted when the players' schedules allow. Hampton University players will not accept calls from the media in their rooms or on their personal phones.





### **POSTGAME INTERVIEWS**

Following a brief cooling-off period, Coach Maynor and requested Hampton players will be brought to the interview area in Armstrong Stadium. Requests for players will be collected in the press box, midway through the fourth quarter. The locker room and training area are closed to the media.

### **PRESS PARKING**

Press parking passes are available upon request on a limited basis and must be picked up at least 24 hours in advance of the weekly contest. Press parking is located in Lot #5 adjacent to the Football Stadium or Lot #11 adjacent to the Hampton University Convocation Center. Press parking credentials must be visible in the front window at all times. Passes cannot be transferred or replaced.

### **PRESS BOX SERVICES**

Programs, flip cards, statistics and game notes will be provided before each game. A play-by-play will be distributed at the conclusion of each quarter. Halftime statistics also will be available. Complete team and individual statistics and scoring summary will be provided after the game, a light meal will be served during halftime of each game and soft drinks are available throughout the contest.

### **WEST PRESS BOX (Home Side)**

**LEVEL 1** – Working area for scoreboard operator, clock operators, video board operator and television commentators. This level also includes the Director of Athletics' booth.

**LEVEL 2** – President's Suite

### **EAST PRESS BOX (Visitor's Side)**

**LEVEL 1** – This area is reserved for working media and sports information personnel.

**LEVEL 2** – Working area for coaches and visiting and home team radio stations.

### **PHOTOGRAPHERS**

Photographers will not be allowed on the sideline without a visible credential issued by the Hampton University Sports Information Office. Under NCAA and Mid-Eastern Athletic Conference guidelines, photographers are not allowed between the 25-yard lines. Credential holders not working will be asked to leave the sidelines. A representative of the Sports Information Office will be on the field to handle any questions and serve as a field liaison to the press box staff.

### **RADIO BROADCASTING**

All visiting radio stations wishing to broadcast a contest at Armstrong Stadium must contact the Sports Information Office at least two weeks prior to the game.

### **PIRATES ON THE WEB**

The Hampton University athletic website is located at [www.hamptonpirates.com](http://www.hamptonpirates.com). Up-to-date statistics, schedules and results on the Pirates' men's and women's varsity programs are located there.

### **MEAC TELECONFERENCE**

The 11 MEAC Football coaches will be featured on a weekly teleconference each Tuesday from 10:00 a.m. until 11:43 a.m. Each Coach will have 10 minutes to make an opening statement and answer questions. Contact the MEAC Office at (757) 951-2055 for the dial in number to the teleconference.





# PIRATES OUTLOOK



The 2015 season was year two under head coach Connell Maynor, and the Hampton University football team saw a marked improvement – going from three wins to six wins on the season and winding up with a winning record in conference play. The Pirates went 6-5 in 2015, their first winning season since 2011, and their 5-3 mark in MEAC play was a far cry from 2014's 2-6 record.

"I thought it was a successful season," Maynor said of 2015. "Now we have to try to get to the next level and compete for the championship. We need to beat the teams we beat last year, and then beat the schools we lost to a year ago."

Despite having to replace the quarterback production from a year ago, as well as much of the defensive production up front, Maynor expects the Pirates to be competitive again in 2016. Younger players stepping into larger roles, as well as some key returners, have Hampton looking at bigger and better things.

## OFFENSE

Replacing David Watford, who was the Pirates' quarterback in 2015, won't be easy. After all, Watford threw for 2,088 yards and 21 touchdowns a season ago, earning Second Team All-MEAC honors while leading the conference in passing yards and ranking second in total offense. Watford also ranks second in program history in touchdowns in a single season, third in completions in a single season, and fourth in passing yards in a single season.

But with both Watford and Jerrell Antoine gone, chances are Maynor will turn to rising senior Jaylian Williamson. The product of Chesapeake's Oscar Smith High School didn't play in 2015, but 2014 saw him set the school record for passing yards in a game – 407 at Old Dominion – and complete just over 63 percent of his passes on the season.

Williamson also had 335 passing yards in 2014 against William & Mary.

Still, Maynor wouldn't go so far as to name Williamson the starter, saying there would be an offseason competition between he, red-shirt freshman Wesley Wolfolk, and graduate Malik Watson – who will transfer into the program from San Jose State.

"(Williamson) knows the offense as well as anybody," Maynor said.

The Pirates also lose their top two rushers from a season ago in Christopher Dukes and Dwayne Garrett, but they will welcome back Eric Carter Jr. to the backfield. Carter, who as a freshman in 2014 averaged almost six yards per carry and had three 100-yard rushing games, will return after a season-ending knee injury he suffered early in 2015.

"(Carter) told me if we had to play this week, he could play," Maynor said. "Losing him in the first game of the season last year... that could've cost us a game or two, so we're looking forward to having him back this year."

Whoever winds up behind center will also have plenty of options when it comes to throwing the ball – not the least of which is returning Black College All-American Twarn Mixson. Mixson, who was also a First Team All-MEAC selection a year ago, is coming off a 2015 season that saw him catch 59 passes for 1,027 yards and nine touchdowns. Mixson is just the second Pirate ever to record a 1,000-yard receiving season (Jeremy Gilchrist had 1,043 receiving yards in 2007).

But the focus will undoubtedly be on Mixson – "T.J.'s gonna demand a double team," Maynor said. "I hope (other teams) don't double-team him, but I'm assuming they will." – which could open things up for the rest of the Pirate receivers – including the likes of Rashawn Proctor, Leon Shorter, and Shakim Alonzo.

Proctor was third on the team in receiving last season, with 21 catches for 326 yards and four touchdowns, while Shorter was fourth on the team in receiving. Proctor and Shorter averaged 15.5 and 12.1 yards per reception, respectively, last season – while three of Alonzo's eight receptions last season were for touchdowns.

But the key to it all might be up front; redshirt senior Michael Young, who was a Second Team All-MEAC performer on the offensive line last season, will return to anchor the front line. Hampton's offensive line helped the Pirates rush for nearly 131 yards per game last season, and the Pirates were second in the MEAC in total offense (359.1 yards per contest).

But Young's not the only veteran presence up front; Maynor expects junior Ryan Gould to have a good season – perhaps an all-conference season – as well as senior Donovan Johnson, senior Gabe Murphy, and a handful of incoming players who expect to give the offensive line some size and depth.



## DEFENSE

Much of the Pirates' defensive production in the front seven from a year ago is gone – including All-MEAC performers in Miles Grooms and Joshua Thorne, as well as reliable veterans like Keith McAfee – who had anchored a Pirates defensive unit in



2015 that gave up 10 points or fewer in four of its last six games. That included a 33-0 shutout of Florida A&M and a 42-3 defeat of Savannah State to close out the season.

But even with the losses up front, Maynor is confident.

"We're gonna have to depend on the young guys on that side of the ball," he said. "The secondary was pretty young (last season), and most of those guys are back, so we'll be pretty solid there, but we lost some key members in the front seven."

Owen Obasuyi is one player Maynor expects to step up in 2016, coming off a sophomore season that saw him rack up 22 tackles. But the fact that he has two years under his belt with this system, Maynor expects him to be one of the leaders on defense in the coming season.

But the Pirates' top returning tackler is a member of the defensive backfield; Chaka Diarrassouba had 42 tackles a season ago for the Pirates, including eight each against Howard and at William & Mary. He'll be joined in the backfield by Michigan State transfer Justin Williams, who will be in his second season with the program, as well as Oral Varcciann, whose freshman highlight came against Delaware State, when he returned a fumble 83 yards for a touchdown.

Among those on the defensive line in 2016 will be redshirt sophomore Devante Spruill and sophomore Darien Williams. Williams, who had 19 tackles as a freshman, was named MEAC Rookie of the Week on Oct. 19 of last season after a seven-tackle, 1.5-sack performance at Morgan State.

## SPECIAL TEAMS

Both of the Pirates' kickers in 2016 are veteran returners: rising senior Adam Brown will handle the kickoff duties, while Christian Faber-Kinney will once again trade in his track suit for pads to serve as the Pirates' punter.

"It takes all three aspects to win: offense, defense, and special teams," Maynor said. "When you've got two good kickers, you're so far ahead of the game."

Brown made six of his seven field goal attempts in 2015, including a season-long 39-yarder against Florida A&M. Brown, who was also 36-for-38 in extra points last season, was a perfect 6-for-6 in field goals ranging between 30 and 39 yards, while also handling kickoff duties.

"He just didn't have a lot of (field goal) attempts last year," Maynor said.

On top of being a track & field standout (he won the MEAC championship in both the indoor heptathlon and outdoor decathlon last season), Faber-Kinney was a First Team All-MEAC selection at punter for the second straight year. He led the conference in punting last season, averaging almost 41 yards per boot and recording just two touchbacks on the season.

In the return game, Maynor expects Ronald Bell, who redshirted in 2015 to return some kicks, along with Chase Powell and Myles Morris. Maynor even hinted that Mixson might wind up returning a few punts.

## SCHEDULE

Much like other recent seasons, the 2016 campaign will be a tough one to open for the Pirates. Hampton will open on Sept. 3 at Old Dominion, an FBS program, before the Pirates hold their home opener on Sept. 10 against perennial FCS contender William & Mary.

"I hope we get out of those games healthy," Maynor said. "(These games) will let us know where we're at, where we have to go as a program."

MEAC play will then open on Sept. 17 with the Nation's Football Classic against rival Howard, before the Pirates head to Greensboro, N.C. on Thursday, Sept. 29 to take on North Carolina A&T – which has won a share of the last two MEAC titles and won the inaugural Celebration Bowl last season.

"They're a very tough team," Maynor said of A&T. "They don't make a lot of mistakes. You have to be on you're a Game to beat those guys. We had an opportunity last year, it was tight in the fourth quarter, then they scored 14 unanswered points. We're gonna see if we can get over the hump this year."

A road game against Delaware State will follow on Oct. 8, before the Pirates return to Armstrong Stadium for Homecoming on Oct. 15 against Morgan State. A trip to Tallahassee, Fla. on Oct. 22 follows, as the Pirates square off against Florida A&M.

Hampton will then have three straight at home: South Carolina State on Oct. 29, Savannah State on Nov. 12, and the home finale against rival Norfolk State on Nov. 19.

"Hopefully, there will be a lot riding on (the Norfolk State game)," Maynor said. "They beat us the last two years, so we need to try to change that. We got the Howard rivalry turned around, now we need to get the Norfolk State rivalry turned around."

The regular season will wrap up on Nov. 26 with a trip to Conway, S.C. to take on Coastal Carolina.

But the improvements the team has made in its first two seasons under Maynor, will 2016 be a failure if the Pirates don't win the MEAC and represent the conference in the Celebration Bowl?

"I don't think so," Maynor said. "This is year three, and it usually takes four or five years to get a program turned around and competing at a championship level. So I wouldn't say 'Atlanta or bust,' I just think we need to have another winning season and be competitive, be right there in the big games, show that we're still going uphill, going in the right direction."



NO	NAME	CL	POS	HGT	WGT	HOMETOWN	PREVIOUS SCHOOL
5	Twarn Mixson	r-Sr.	WR	5-10	166	Charlotte, NC	West Charlotte HS
7	Joseph Turner	r-sr.	DB	6-0	175	Sacramento, CA	Auburn
10	Chase Powell	R-Jr.	WR	5-8	170	Upper Marlboro, MD	Winston-Salem
11	Shakim Alonzo	Sr.	WR	6-4	211	Pittsburgh, PA	Cincinnati
12	Jaylian Williamson	Gr.	QB	5-9	180	Chesapeake, VA	Oscar Smith HS
13	Justin Williams	r-Jr.	DB	6-0	180	Port St. Lucie, FL	Michigan State
15	Rashawn Proctor	r-Sr.	WR	5-11	195	Hampton, VA	Old Dominion
16	Ronald Bell	r-Fr.	WR	5-6	162	Ft. Washington, MD	Friendly HS
17	Leon Shorter	Gr.	WR	6-2	192	Ft. Pierce, FL	Westwood HS
18	Wesley Wolfolk	r-Fr.	QB	6-2	202	Upper Marlboro, MD	Suitland HS
19	Oral Varcciann	So.	DB	5-10	214	Lithonia, GA	Lithonia HS
20	Myles Morris	r-Sr.	DB	5-8	167	Greensboro, NC	Georgia State
21	Eric Carter Jr.	r-So.	RB	5-9	233	Fayetteville, NC	Jack Britt HS
23	Kevin Boateng	Sr.	DB	5-10	167	Orange, NJ	Lackawanna College
29	Brendan Cole	r-Jr.	DB	6-1	218	Hampton, VA	Christchurch HS
33	Dereon Carr	r-So.	DB	6-1	184	Washington, DC	Woodson HS
34	Chaka Diarrassouba	Jr.	DB	6-0	188	Atlanta, GA	Martin L. King, Jr. HS
35	Devin Thurmond	r-Fr.	DE	6-3	214	Ellenwood, GA	Cedar Grove HS
36	JaMari' Cord	Sr.	LB	5-10	197	Tampa, FL	Gaither HS
37	Kurtis Coleman	Sr.	DB	5-11	198	Columbia, MD	Oakland Mills HS
38	Damon Woodcock	r-Fr.	LB	6-1	232	Norcross, GA	Norcross HS
39	Thomas Allen	Jr.	FB	5-11	269	Charlotte, NC	Hargrave Military Academy
41	Christian Faber-Kinney	r-Sr.	PU	6-1	210	Williamsburg, VA	Lafayette HS
43	Devan Johnson	So.	LB	6-1	212	Duluth, GA	Northview HS
47	Bruce Perry	r-Fr.	DB	5-9	169	Ft. Washington, MD	Bishop O'Connell
48	Tyler Frazier	r-Fr.	DB	6-1	201	Columbia, SC	Spring Valley HS
49	Khaleel Artis	Sr.	RB	5-11	194	Macungie, PA	Lackawanna College
52	Aaron Edwards	r-Fr.	DB	5-9	191	Hampton, VA	Bethel HS
53	Owen Obasuyi	Jr.	DL	6-4	290	Virginia Beach, VA	Landstown HS
55	Gibril Ghee	r-Fr.	OL	6-1	320	Lawrenceville, GA	Berkmar HS
56	Michael Young	r-Sr.	OL	6-0	291	Atlanta, GA	ASA College
57	Thomas Houston	r-Jr.	LB	6-2	210	Roswell, GA	Riverwood International
58	Joseph Stevenson	r-Fr.	DB	6-2	201	Fayetteville, NC	Jack Britt HS
59	Blake Porter	Sr.	OL	6-1	312	Charlotte, NC	West Charlotte HS
60	Will Foxx	Gr.	OL	6-2	324	Greensboro, NC	East Carolina
61	David Smith	r-Fr.	OL	5-11	250	Washington, DC	Gonzaga College HS
62	Naushon Simmington	r-Fr.	RB	5-6	162	Winston-Salem, NC	East Forsyth HS
63	Quinton Lee	r-Fr.	RB	5-9	222	Hampton, VA	Bethel HS
64	Adam Brown	Sr.	K	5-8	190	Cincinnati, OH	Walnut Hill HS
67	Matt Sawyer	Jr.	LB	6-0	211	Baltimore, MD	Randallstown HS
68	Ryan Gould	Jr.	OL	6-2	322	Clemmons, NC	Fork Union Military Academy
71	Malik Mackey	r-Fr.	OL	6-7	344	Atlanta, GA	Benjamin E. Mays HS
72	Gabe Murphy	r-Jr.	OL	6-6	405	Phoenix, AZ	Mesa CC
73	Johnny Cruz	Sr.	OL	6-3	295	Yorktown, VA	York HS
75	Jayso'n Davidson	So.	LB	5-11	224	Newport News, VA	Woodside HS
76	Donovan Johnson	Sr.	OL	6-1	291	Clinton, MD	Gwynn Park HS
82	Drakar Harvell	Sr.	WR	5-10	202	Dinwiddie, VA	Dinwiddie HS
85	Marvin Fanfan	Sr.	TE	6-0	249	Brooklyn, NY	ASA College
87	Kentrell Richard	r-Jr.	TE	6-2	242	Cleveland, OH	Monroe College
94	Devante Spruill	r-So.	DE	6-3	217	Plymouth, NC	East Carolina
97	Desmond Sturdivant	So.	DL	6-1	276	Greensboro, NC	Ben L. Smith HS
98	Darien Williams	So.	DE	6-2	220	Virginia Beach, VA	Tallwood HS



NO	NAME	CL	POS	HGT	WGT	HOMETOWN	PREVIOUS SCHOOL
39	Thomas Allen	Jr.	FB	5-11	269	Charlotte, NC	Hargrave Military Academy
11	Shakim Alonzo	Sr.	WR	6-4	211	Pittsburgh, PA	Cincinnati
49	Khaleel Artis	Sr.	RB	5-11	194	Macungie, PA	Lackawanna College
16	Ronald Bell	r-Fr.	WR	5-6	162	Ft. Washington, MD	Friendly HS
23	Kevin Boateng	Sr.	DB	5-10	167	Orange, NJ	Lackawanna College
64	Adam Brown	Sr.	K	5-8	190	Cincinnati, OH	Walnut Hill HS
33	Dereon Carr	r-So.	DB	6-1	184	Washington, DC	Woodson HS
21	Eric Carter Jr.	r-So.	RB	5-9	233	Fayetteville, NC	Jack Britt HS
29	Brendan Cole	r-Jr.	DB	6-1	218	Hampton, VA	Christchurch HS
37	Kurtis Coleman	Sr.	DB	5-11	198	Columbia, MD	Oakland Mills HS
36	JaMari' Cord	Sr.	LB	5-10	197	Tampa, FL	Gaither HS
73	Johnny Cruz	Sr.	OL	6-3	295	Yorktown, VA	York HS
75	Jayso'n Davidson	So.	LB	5-11	224	Newport News, VA	Woodside HS
34	Chaka Diarrassouba	Jr.	DB	6-0	188	Atlanta, GA	Martin L. King, Jr. HS
52	Aaron Edwards	r-Fr.	DB	5-9	191	Hampton, VA	Bethel HS
41	Christian Faber-Kinney	r-Sr.	PU	6-1	210	Williamsburg, VA	Lafayette HS
85	Marvin Fanfan	Sr.	TE	6-0	249	Brooklyn, NY	ASA College
60	Will Foxx	Gr.	OL	6-2	324	Greensboro, NC	East Carolina
48	Tyler Frazier	r-Fr.	DB	6-1	201	Columbia, SC	Spring Valley HS
55	Gibril Ghee	r-Fr.	OL	6-1	320	Lawrenceville, GA	Berkmar HS
68	Ryan Gould	Jr.	OL	6-2	322	Clemmons, NC	Fork Union Military Academy
82	Drakar Harvell	Sr.	WR	5-10	202	Dinwiddie, VA	Dinwiddie HS
57	Thomas Houston	r-Jr.	LB	6-2	210	Roswell, GA	Riverwood International
43	Devan Johnson	So.	LB	6-1	212	Duluth, GA	Northview HS
76	Donovan Johnson	Sr.	OL	6-1	291	Clinton, MD	Gwynn Park HS
63	Quinton Lee	r-Fr.	RB	5-9	222	Hampton, VA	Bethel HS
71	Malik Mackey	r-Fr.	OL	6-7	344	Atlanta, GA	Benjamin E. Mays HS
5	Twarn Mixson	r-Sr.	WR	5-10	166	Charlotte, NC	West Charlotte HS
20	Myles Morris	r-Sr.	DB	5-8	167	Greensboro, NC	Georgia State
72	Gabe Murphy	r-Jr.	OL	6-6	405	Phoenix, AZ	Mesa CC
53	Owen Obasuyi	Jr.	DL	6-4	290	Virginia Beach, VA	Landstown HS
47	Bruce Perry	r-Fr.	DB	5-9	169	Ft. Washington, MD	Bishop O'Connell
59	Blake Porter	Sr.	OL	6-1	312	Charlotte, NC	West Charlotte HS
10	Chase Powell	r-Jr.	WR	5-8	170	Upper Marlboro, MD	Winston-Salem
15	Rashawn Proctor	r-Sr.	WR	5-11	195	Hampton, VA	Old Dominion
87	Kentrell Richard	r-Jr.	TE	6-2	242	Cleveland, OH	Monroe College
67	Matt Sawyer	Jr.	LB	6-0	211	Baltimore, MD	Randallstown HS
62	Naushe' Simington	r-Fr.	RB	5-6	162	Winston-Salem, NC	East Forsyth HS
17	Leon Shorter	Gr.	WR	6-2	192	Ft. Pierce, FL	Westwood HS
61	David Smith	r-Fr.	OL	5-11	250	Washington, DC	Gonzaga College HS
94	Davonte' Spruill	r-So.	DE	6-3	217	Plymouth, NC	East Carolina
58	Joseph Stevenson	r-Fr.	DB	6-2	201	Fayetteville, NC	Jack Britt HS
97	Desmond Sturdivant	So.	DL	6-1	276	Greensboro, NC	Ben L. Smith HS
35	Devin Thurmond	r-Fr.	DE	6-3	214	Ellenwood, GA	Cedar Grove HS
7	Joseph Turner	r-Sr.	DB	6-1	187	Sacramento, CA	Auburn
19	Oral Varcciann	So.	DB	5-10	214	Lithonia, GA	Lithonia HS
98	Darien Williams	So.	DE	6-2	220	Virginia Beach, VA	Tallwood HS
13	Justin Williams	r-Jr.	DB	6-0	180	Port St. Lucie, FL	Michigan State
12	Jaylian Williamson	Gr.	QB	5-9	180	Chesapeake, VA	Oscar Smith HS
18	Wesley Wolfolk	r-Fr.	QB	6-2	202	Upper Marlboro, MD	Suitland HS
38	Damon Woodcock	r-Fr.	LB	6-1	232	Norcross, GA	Norcross HS
56	Michael Young	r-Sr.	OL	6-0	291	Atlanta, GA	ASA College



# FOOTBALL COACHES





# CONNELL MAYNOR HEAD COACH

Connell Maynor is entering his third season as the head coach of the Hampton University football program.

Maynor is a veteran of the game with over 20 years of football experience both as a player and coach -- most recently as the offensive architect of the back to back HBCU national titles at Winston-Salem State. He is the 20th head coach in the history of Hampton University football.

2015 saw the Pirates double their win total from 2014, going 6-5 overall for the program's first winning season since 2011. Hampton went 5-3 in MEAC play last season, including wins over Howard, Delaware State, Morgan State, Florida A&M, and Savannah State.

Four Pirates were named First Team All-MEAC in 2015: wideout Twarn Mixson, offensive lineman Torrian White, defensive end Miles Grooms, and punter Christian Faber-Kinney. In addition, Mixson was named A BoxToRow and SBN Sports All-American.

Other Pirates to earn All-MEAC honors were quarterback David Watford and offensive lineman Michael Young (Second Team), as well as running back Christopher Dukes, defensive lineman Charles Owens, linebacker Joshua Thorne, and return specialist Darius Banks (Third Team).

The Pirates went 3-9 in 2014, Maynor's first season, and his first win as a Div. I head coach came on Sept. 20 when Hampton defeated Miles College 34-30. Maynor's first year also saw the Pirates upset then-nationally ranked Bethune-Cookman 40-35 on national television, a game that knocked the Wildcats out of contention for the conference title.

Hampton also defeated Delaware State 23-0, giving Maynor his first shutout win as a Div. I head coach. It was the first time since 2009 that Hampton had shut out an opponent.

The Pirates were second in the MEAC in total offense in their first season under Maynor, averaging 381.9 yards per game -- including a MEAC-best 218.8 yards per contest in the air. In addition, Hampton was fifth in the MEAC in rushing offense, to the tune of 163.2 yards per game.

Hampton was second in the MEAC in first downs and fourth in pass efficiency.

Mixson and Faber-Kinney were First Team All-MEAC selections in Maynor's first season, and Faber-Kinney was also a VaSID Second Team All-State selection. Running back Jorrian Washington, offensive lineman Kory Alpichi, and Thorne were Second Team All-MEAC selections.

# CONNELL MAYNOR

Offensive lineman Ronald Rose and Grooms were named Third Team All-MEAC, giving the Pirates seven All-Conference honorees in Maynor's first season.

Maynor, a former standout football student-athlete at both Winston-Salem State and North Carolina A&T, has developed a reputation as one of the game's brightest offensive minds, and he brings to Hampton a sterling resume and championship pedigree.

In four years at WSSU, Maynor went 45-6 overall and 29-2 in CIAA play. He won three straight CIAA championships and made three straight appearances in the NCAA Div. II playoffs. In 2011, the Rams made it to the national semifinals, before appearing in the Div. II national championship game in 2012.

WSSU won HBCU national championships in both 2011 and 2012.

He was also named CIAA Coach of the Year in 2011 and 2012, as well as earning Boxtorow HBCU Coach of the Year, Pigskin Club of Washington, D.C. CIAA Coach of the Year, Black College Sports Page BAAD Team Coach of the Year, and Don Hansen Football Gazette Super Region One Coach of the Year.

Maynor was also named the 2011 Sheridan Broadcasting National HBCU Coach of the Year.

Maynor brings more than two decades of football experience both as a coach and as a player in the intercollegiate and professional ranks and is the proud owner of 10 championships, six as a player and four as a coach.

Maynor went to WSSU by way of Fayetteville State, where he spent 10 seasons as a member of the Broncos' award-winning football staff, most recently serving as both the quarterbacks coach and offensive coordinator, where he helped to lead FSU to four CIAA title game appearances and three CIAA Championships (2002, 2003 and 2009).

In addition to his collegiate coaching responsibilities, Maynor

served as the offensive coordinator for the Arena Football League's Philadelphia Soul from 2006-2008 where he helped to lead the Soul to the Arena Bowl XXII World Championship in 2008.

Under his leadership the Soul ranked first in scoring offense (62 points per game), touchdowns (132), touchdown passes (102), and red zone efficiency (85 percent) in 2008 en route to an Arena Bowl title.

Maynor's successes have come not only as a coach, but as a player as he has earned six championships as an athlete.

The starting quarterback for the Rams' 1987 CIAA championship football team under then-head coach and current-WSSU Director of Athletics William "Bill" Hayes, Maynor was named to the All-CIAA team as a freshman after passing for 1,071 yards.

After following Hayes to North Carolina A&T, Maynor was named First-Team All-MEAC in both 1990 and 1991. In addition, Maynor was named the MEAC Offensive Player of the Year and was honored as the 100% Wrong Club Player of the Year in both 1990 and 1991 en route to leading the Aggies to the 1991 MEAC championship.

In 2014, Maynor was inducted into the North Carolina A&T Sports Hall of Fame.

A veteran of 12 years in the Arena Football League (AFL), Maynor is a four-time AFL World Champion, having led the Tampa Bay Storm to the 1993 and 1994 World Championships – in addition to quarterbacking the Orlando Predators to the 1998 and 2000 World Championship titles. For his effort, Maynor was named the Arena Bowl Most Valuable Player in 2000.

A veteran of both the CIAA and the MEAC, Maynor has extensive experience at the both the Division I and Division II levels, and he has demonstrated extensive recruiting acumen, which will immediately help him at Hampton University as he prepares to lead the Pirates back to glory.





## RECORDS AS HEAD COACH

Year	School	Overall	Conference
2015	Hampton	6-5	5-3 (MEAC)
2014	Hampton	3-9	2-6 (MEAC)
<b>Div. I Totals</b>	<b>3-9</b>	<b>2-6</b>	
2013	Winston-Salem State	10-2	7-0 (CIAA)
2012	Winston-Salem State	14-1	7-0 (CIAA)
2011	Winston-Salem State	13-1	8-0 (CIAA)
2010	Winston-Salem State	8-2	5-2 (CIAA)
<b>Div. II Totals</b>	<b>45-6</b>	<b>29-2</b>	
<b>OVERALL</b>	<b>54-20 (.730)</b>	<b>36-11 (.766)</b>	

- Coached WSSU in the 2012 Div. II national championship game (L, 35-7 to Valdosta State)
- Coached WSSU to the Div. II semifinals in 2011 (L, 21-14 to Wayne State)
- Three straight NCAA Div. II Playoff appearances (2011, 2012, 2013)
- Three straight CIAA championships (2011, 2012, 2013)
- Two-time CIAA Coach of the Year (2011, 2012)
- Two HBCU national championships (2011, 2012)

## COACH MAYNOR RECORDS BY OPPONENT (AT HAMPTON)

Bethune-Cookman*	1-0
Delaware State*	2-0
Florida A&M*	1-0
Howard*	1-1
Kentucky State	1-0
Miles College	1-0
Morgan State*	1-1
Norfolk State*	0-2
North Carolina A&T*	0-2
North Carolina Central*	0-1
Old Dominion	0-1
Richmond	0-2
Savannah State*	1-0
South Carolina State*	0-2
William & Mary	0-2


\*denotes MEAC opponent

## COACH MAYNOR RECORDS BY OPPONENT (AT WSSU)

Bowie State*	2-0
California (Pa.)	1-0
Chowan*	2-0
Concord College	1-0
Edward Waters	1-0
Elizabeth City State*	3-0
Fayetteville State*	4-0
Indiana (Pa.)	1-0
Johnson C. Smith*	4-0
Livingstone*	4-0

Morehouse	1-0
New Haven	1-0
North Carolina A&T	1-0
North Carolina Central	1-0
Shaw*	3-1
Shepherd	0-1
Shippensburg	1-0
Slippery Rock	1-0
St. Augustine's*	3-1
Tuskegee	1-0
UNC Pembroke	3-1
Valdosta State	0-1
Virginia University Lynchburg	1-0
Virginia Union*	4-0
Wayne State	0-1
West Texas A&M	1-0

\*denotes CIAA opponent



## Family

Meryl (wife), Nicole (daughter)

## Education

North Carolina A&T, 1995  
(B.A. Recreation Administration)

## MAYNOR AS A COACH (PRE-WSSU)

-2000-09: assistant coach at Fayetteville State, most recently quarterbacks coach & offensive coordinator.

-Helped FSU make four CIAA title game appearances.

-Won CIAA titles at FSU in 2002, 2003, and 2009).

-2006-08: offensive coordinator for the Arena Football League's Philadelphia Soul.

-Helped the Soul win Arena Bowl XXII in 2008.

## MAYNOR AS A PLAYER

-Started at quarterback on Winston-Salem State's 1987 CIAA championship squad as a freshman and was named All-CIAA.

-Transferred to North Carolina A&T in 1990 and was a two-time MEAC Offensive Player of the Year (1990, 1991).

-Helped North Carolina A&T win the 1991 MEAC championship.

-Inducted into the North Carolina A&T Sports Hall of Fame in 2014.

-Is a 12-year veteran of the Arena Football League.

-Won AFL World Championships with the Tampa Bay Storm (1993, 1994) and Orlando Predators (1998, 2000).

-2000 Arena Bowl MVP.

-Appeared in the films Any Given Sunday and Remember the Titans.



# ASSISTANT **COACHES**





# MICHAEL KETCHUM DEFENSIVE COORDINATOR/ LINEBACKERS COACH



Michael Ketchum is entering his second season as defensive coordinator for the Hampton University football program. In addition to the linebacker corps, Ketchum will be responsible for recruiting, developing defensive schemes, and game planning.

In 2015, the Pirates gave up just over 21 points per game, but racked up 25 sacks and held four opponents to just 10 points or less – including a shutout of Florida A&M and giving up just

three points to Savannah State to close out the season.

The shutout was the program's first since a 23-0 blanking of Delaware State in 2014.

Defensive end Miles Grooms, who ranked second in the MEAC in sacks, was a First Team All-MEAC selection, while defensive lineman Charles Owens and linebacker Joshua Thorne both earned Third Team All-MEAC accolades.

Ketchum came to Hampton from Delaware State, where he had served as defensive coordinator since 2011. Under Ketchum's leadership, the Hornets ranked third in the MEAC this past season in passing defense, and Delaware State was fifth in the conference in total defense.

Prior to that, Ketchum spent the 2010 season as the defensive line coach at Winston-Salem State, where he also served as the team's academic liaison and a liaison to NFL scouts. In the four seasons prior to that, Ketchum was Winston-Salem State's defensive coordinator and strength coach.

Ketchum served as the head coach at his alma mater, Guilford College, from 1991-2004, and in that span, he won the only two conference championships in program history. During his tenure, Guilford boasted six All-Americans, 67 All-Conference selections, and he was twice named the conference Coach of the Year.

He also served as Guilford's Director of Athletics from 1996-2002.

Prior to that, Ketchum was Guilford's defensive coordinator for three seasons, while also serving as strength and conditioning coach and recruiting coordinator.

His first collegiate coaching job post-graduation came at Carson-Newman College, where Ketchum served as defensive line coach from 1985-88. While Ketchum was there, Carson-Newman won the 1986 national championship and was the national runner-up in 1987.

While pursuing a Master's in education at the University of Florida from 1983-84, Ketchum served as a graduate assistant for the Gators. He primarily coached the team's offensive line and tight ends, and he was part of the 1983 team that won the SEC and the Gator Bowl.

His first coaching job came in 1979-80, when Ketchum was the offensive line coach for the JV team at Eau Gallie High School.

Ketchum played his collegiate football at Guilford, where after serving as a backup as a freshman, he started at center as a sophomore. In his junior and senior seasons, Ketchum started at guard and nose guard, respectively. He was the team's Most Valuable Defensive Player as a senior, and he won the Nercus English Leadership Award.

Ketchum is a member of the American Football Coaches Association.

Ketchum, a native of Greensboro, N.C., has two children with his wife Belinda: Lilly (34) and Matt (28). In his spare time, Ketchum enjoys fishing.



# GARY LOWERY

## RUNNING BACKS COACH/DIRECTOR OF FOOTBALL OPERATIONS/PRO LIAISON



Gary Lowery is in his third season as an assistant coach with the Hampton University football program, having joined head coach Connell Maynor's staff after several coaching stops at various levels in North Carolina. For the Pirates, Lowery will be in charge of the running backs, on top of his recruiting roles and the day-to-day operations of the program.

He also serves as the program's pro liaison.

From 2008-11, Lowery was at Fayetteville State, where he was an offensive line coach. While there, he helped develop junior center Dillon Kestner into a two-time second-team All-CIAA selection in his first two seasons at Fayetteville State.

A 6-foot-2, 260-pound native of Durham, N.C., Kestner had been voted CIAA Offensive Lineman of the Week three times. In addition to Kestner, Lowery guided Cedric Willis to a selection to the 2008 All-CIAA second team. Also, sophomore guard Larry McDonald was named to the All-CIAA Rookie team in 2008.

Despite injuries to multiple starters during the 2009 season, Lowery coached an offensive line that showed steady progress throughout the season. Lowery was also the strength and conditioning coach during his tenure with the Broncos.

In 2015, running back Christopher Dukes was a Third Team All-MEAC selection after leading the Pirates with 691 rushing yards – an average of almost 63 a game. Dukes' best game of the season came against Florida A&M, when he rushed for 95 yards on 12 carries.

In that same game, Dwayne Garrett rushed for a career-high 147 yards and a touchdown.

In his first season with the Pirates, Lowery coached on the defensive side of the ball, overseeing the defensive line – a group that included Third Team All-MEAC selection Miles Grooms, who had 52 total tackles and five sacks last season. Lowery also coached linebacker Joshua Thorne, who led the MEAC with 113 tackles.

Prior to coming to Hampton, Lowery spent three seasons as the defensive coordinator at Terry Sanford High School in Fayetteville, N.C. There, he also served as defensive line coach and linebackers coach. His tenure at Terry Sanford came after a brief stint at Winston-Salem State, where he was defensive line coach in the spring of 2011.

Prior to coming to Fayetteville State, Lowery spent three years at Jack Britt High School in Fayetteville, N.C. as linebackers coach and co-defensive coordinator.

During his tenure with the Buccaneers, Lowery, who received a B.S. in sociology from Union College in 1998, coached 13 players that signed scholarships with Division I schools included in that list was Xavier Nixon, a starting offensive tackle at the University of Florida who was ranked the No. 1 offensive lineman in the country by Rivals.com.

As a player at Union, Lowery was a three-year starter on the offensive line and three-time all-conference selection. Lowery also coached offensive and defensive lines at Union after graduation.

Lowery obtained a Masters degree in Educational Leadership in 2007 from Union, a Masters in Sports Management from American Military in 2008.



## KEITA MALLOY WIDE RECEIVERS COACH/ SPECIAL TEAMS COORDINATOR



Keita Malloy is entering his first season as an assistant coach with the Hampton University football program, under head coach Connell Maynor. He will coach the wide receivers, while also working as special teams coordinator.

Malloy comes to Hampton after spending a season as an assistant coach at Norview High School in Norfolk, Va. Working under head coach Dealton Cotton, Malloy and the

Pilots went 8-3 in 2015, advancing to the second round of the Group 5A playoffs before losing to Hampton High.

Malloy came to Norview after spending two seasons as the head football coach at Orange High School in Charlottesville, Va.

Before that, Malloy spent five seasons as an assistant coach at Old Dominion, spending the 2012 season on the defensive side of the ball after spending the last four seasons tutoring the wide receivers and tight ends developing one of the deepest positions on the ODU roster.

In 2010, he also added Pass Game Coordinator to his title.

In 2011, Malloy's receiving corps ranked 18th nationally in passing offense capturing over 270 yards as the Monarchs captured a 10-3 overall mark, played their way to a second place finish in their first season in the Colonial Athletic Association, and advanced to the second round of the FCS playoff. The receivers were led by First Team All-CAA honoree Nick Mayers and Third Team All-CAA selection Reid Evans. Mayers and Evans were among the league's top receivers, with Mayer posting seven touchdowns and nearly 700 receiving yards in the Monarchs' 13 games.

Together, Malloy's pupils helped the Monarchs rank fifth among all FCS schools in scoring, averaging almost 37 points per contest.

In year number two, the Monarchs went 8-3, continuing their success as the winningest start-up FCS program with ODU ranking eighth in scoring offense, generating 33.55 points per game.

In the first season of Div. I football at Old Dominion, Malloy helped coach the Monarchs to the winningest start-up FCS record in the nation at 9-2. Malloy's wide receivers and tight ends helped the

Monarchs average just under 400 yards per game in total offense, ranking the team among the top 20 nationally in total offense.

Malloy came to ODU after having spent two seasons as an assistant coach at Trinity College in Hartford, Conn.

While on staff with the Bantams, he worked with two all-conference wide receivers in Chris Olenoski and Joe Clark. He served as the tight ends coach (2003) and running backs coach (2004-05) at Fordham University, where he also oversaw the team's academics. While at Fordham in 2005, Malloy helped James Prydatko earn Second Team All-Patriot League honors as he became just the second Ram running back to rush for more than 1,000 yards on the I-AA level. In 2004, he guided freshman Jonte Coven to the Patriot League Rookie of the Year award.

Malloy also served as an assistant coach at West Georgia State University and Lafayette College. At West Georgia, he coached wide receivers and a kickoff return team that set a school record with a 99-yard touchdown return. In addition, he guided receiver Detron Harris to a single-season record 63 catches in 2002, helping him earn an invitation to training camp with the Tennessee Titans.

Malloy also served as the recruiting coordinator and pro liaison at West Georgia.

At Lafayette College in 2000, Malloy coached the Patriot League Offensive Player of the Year, Phil Yarberough, who set the school's career receiving records. He then moved on to Washburn University in 2001, where he coached the running backs and wide receivers, as well as directing the kickoff return team. At Washburn, Malloy helped Colon McNeal to second team all-conference honors as well as an appearance in the Cactus Bowl, the NCAA Div. II All-Star Game.

A 1995 graduate of the University of Delaware, where he was a three-year letterwinner, Malloy played wide receiver and defensive back for the Blue Hens. He was an all-conference wide receiver while helping Delaware win back-to-back league titles and earn three NCAA Div. I-AA playoff bids. Malloy, who also holds a master's degree in education from American Intercontinental University, played professionally in the Arena Football League from 1994-96 for the Massachusetts Marauders, the Albany Firebirds, and the Texas Terror.

Malloy is a native of Washington, D.C. and a graduate of Bishop McNamara High School ('89). He has two daughters: La'Nyah (18) and Elexa (16).



# BRYANT FOSTER

## CORNERBACKS COACH/DEFENSIVE PASS GAME COORDINATOR



Bryant Foster is entering his second season with the Hampton University football program, where he will serve as cornerbacks coach and defensive pass game coordinator under head coach Connell Maynor.

Foster served in the same capacity for two seasons at Campbell University.

In 2014, Campbell ranked in the top 50 in all of FCS in pass efficiency defense (46th) and top 30 in redzone defense (26th). Brandon Mobley tied the NCAA record for interceptions returned for touchdowns in a season.

Prior to his stint at Campbell, Foster coached at Delaware State for two seasons, helping the Hornets to their first winning season in five years in 2012. Delaware State ranked second in the MEAC that season with 15 interceptions as a team.

Under Foster's tutelage, Delaware State cornerback Nick Williams ranked sixth in the MEAC with three interceptions – including one he returned for a touchdown. Delaware State also ranked second in the MEAC in turnover ratio at 1.36 (+15).

Prior to joining the Hornets, Foster spent four seasons as an assistant coach at his alma mater, Gardner-Webb. In 2010, with Foster serving as cornerbacks coach, Gardner-Webb ranked sixth in FCS in pass defensive and was 15th in total defense.

Each of the Bulldogs' starting corners were named First Team All-Big South that season, and Foster guided Gardner-Webb's defensive line during the 2007 and 2008 seasons. During that time, a freshman on the defensive line received All-Big South recognition.

Before coaching at Gardner-Webb, Foster was linebackers coach at the University of the South Sewanee (Tenn.) from 2005-06, where each season he coached an All-Southern Collegiate Athletic Conference linebacker.

A native of Chesnee, S.C., Foster is also a veteran of the high school coaching ranks in the Palmetto State; he served as an assistant coach with Greer High School in 2003 and 2004, helping the Yellowjackets win the 2003 Class 3A state championship.

Foster's first collegiate coaching job came in 2002, when he was a defensive assistant at Presbyterian College. He was also selected to coach in the Div. II Cactus Bowl College All-Star Game.

Foster also had one-year stints coaching at Chesnee High School and Wade Hampton High School.

Foster graduated from Gardner-Webb in 1999 with a degree in management information systems. He was a three-year starter for the Bulldogs at cornerback, safety, and outside linebacker under coaches Woody Fish and Steve Patton.

In 1998, Foster won the Bulldog Award, given to the most improved and dedicated player.

Foster is a member of both the American Football Coaches Association and the Fellowship of Christian Athletes. He enjoys fishing and golfing in his spare time.





# MICHEAL RAMSEUR

## OFFENSIVE LINE COACH



Micheal Ramseur is entering his third season as an assistant coach with the Hampton University football program, returning to his post as offensive line coach under head coach Connell Maynor. Ramseur will also have a hand in recruiting, particularly the Virginia/North Carolina area.

In 2015, the Pirates offensive line helped the offense rush for 126.2 yards per contest and rank second in the MEAC with

352.7 yards of total offense per contest. In addition, Hampton's offensive line went five games – including the first three – without giving up a sack.

Torrian White was a First Team All-MEAC selection, and Michael Young was named Second Team All-MEAC.

In his first season with the Pirates, Ramseur was the running backs coach, where he coached the likes of Jorrian Washington – who was a Second Team All-MEAC selection – and freshman Eric Carter Jr. Those two combined for five 100-yard performances in 2014.

In addition, Washington ranked fourth in the MEAC in rushing, averaging almost 76 yards per game on the ground.

Ramseur served under Maynor for four years at Winston-Salem State in the same capacity. In his four seasons at WSSU, Ramseur coached three 1,000-yard running backs: Nick Cooper (in 2010 and 2011) and Maurice Lewis (2012). He also coached All-American offensive lineman Joshua Sims.

Cooper was also named an All-American.

Ramseur began his collegiate coaching career at his alma mater, Mars Hill College, where he served as the offensive line coach for the Lions for the past four seasons. From 2006-09, he guided the development of a number of top players including Josh Sims, who earned first team All-South Atlantic Conference honors as well as Daktronics Super Region II First Team honors as being selected to Don Hansen's Football Gazette NCAA DII All-American Honorable Mention team.

He was also a talented high school coach with seven years of experience.

As a player, Ramseur earned numerous honors as well. He earned numerous high school honors at Maiden High School including earning all-conference and all-region honors twice. He also earned a spot on the All-State team as a senior and played in the 1991 Shrine Bowl. For his efforts Ramseur earned a scholarship to the University of North Carolina-Chapel Hill where he helped lead the Tar Heels to a pair of bowl appearances.

After two seasons, Ramseur transferred to Mars Hill College, where he finished his career with the Lions.

Ramseur is a 1998 graduate of Mars Hill College with a Bachelor of Science degree in Physical Education and a minor in Business. He is married to the former Angie Harris, and they are the proud parents of two children, Joshua (19) and Jalyn (18).

He is a member of both the American Football Coaches Association and the North Carolina Coaches Association.



# TREMAYNE HENRY

## DEFENSIVE LINE COACH



Tremayne Henry is entering his second full season with the Hampton University football program, where he serves as defensive line coach under head coach Connell Maynor. Henry also spent half of the 2014 season as the interim defensive coordinator for the Pirates.

This past season saw the Pirates rack up 25 sacks on defense, including 8.5 from Miles Grooms, who was a First

Team All-MEAC selection and ranked second in the conference in that category. He also had 15 quarterback hurries and 16.0 tackles for loss on the season.

In addition, Charles Owens was a Third Team All-MEAC selection last season.

Henry took over prior to the Pirates' contest against North Carolina A&T in 2014, meaning he served as defensive coordinator for seven contests. Perhaps the Pirates' best defensive effort of the season came at Delaware State, where the Pirates won 23-0 and recorded their first shutout since 2009.

In that game, the Pirates held Delaware State to just 237 total yards of offense, including 34 on the ground.

Two of the student-athletes Henry coached on the defensive side of the ball – linebacker Joshua Thorne and defensive lineman Miles Grooms – earned All-MEAC accolades. Thorne, who led the MEAC with 113 tackles, was named Second Team All-MEAC, while Grooms was a Third Team All-MEAC selection.

Grooms had 52 total tackles and five sacks last season.

Before coming to Hampton, Henry was most recently the defensive coordinator and recruiting coordinator at St. Augustine's. He served in that capacity for eight years, and he spent more than a decade overall with the Falcons. Under his tutelage, St. Augustine's consistently ranked in the top 10 nationally in defense.

Heading into last season, Henry was a nominee for the 2014 AFCA Div. II Assistant Coach of the Year award.

Henry, whose specialty is the defensive line, produced eight All-Americans and 10 All-CIAA players during his tenure, including two all-conference linemen last season. One of his players was Shonquez Nelson, a stout defensive tackle who led all NCAA Division II players in sacks per game in 2013. The previous year, Javarous Faulk, who is legally deaf, ranked second nationally in Div. II in sacks per game.

Henry's most celebrated pupil was Alex Hall, an All-American defensive end for the Falcons in 2006 and 2007 who was drafted by the NFL's Cleveland Browns in 2008. Hall is the Falcons' only NFL draft pick since the football program was re-started in 2002.



# MARKUS LAWRENCE

## TIGHT ENDS COACH



Markus Lawrence is in his third season as an assistant coach with the Hampton University football program, joining head coach Connell Maynor's staff; this season, Lawrence will coach the team's tight ends.

Lawrence served as assistant offensive line coach in 2014.

Lawrence was a four-year

offensive lineman for Winston-Salem State, playing for Maynor from 2009-12. He was a two-time Black College All-American (2011, 2012), on top of earning the Gene Upshaw Lineman of the Year award as a senior in 2012. The Rams reached the NCAA Div. I national title game in Lawrence's senior season.

He was also a two-time All-CIAA selection, and in 2012, Lawrence was named a Daktronics All-American and an AP-Little All-American.

The Charlotte, N.C. native has two brothers: Brandon (30) and Nicholas (18).





# MARC BACOTE

## SAFETIES COACH



Marc Bacote is entering his second season with the Hampton University football program, where he will serve as safeties coach under head coach Connell Maynor.

Bacote comes to Hampton after spending a season at the Apprentice School, where he served as defensive coordinator last season. Under Bacote's tutelage, the Apprentice School improved in several defensive categories, including points per

game allowed, total yards per game allowed, third down efficiency, and redzone defense.

From 2011-13, Bacote coached cornerbacks at Old Dominion, including 2011 Second Team All-CAA selection Eriq Lewis. ODU made the FCS playoffs with Bacote on-staff in 2011 and 2012, including the CAA's top record in 2012, before the Monarchs began the transition to FBS in 2013.

From 2010-11, Bacote worked at Rutgers as a quality control coach, where he worked with the team's wide receivers and defensive line. While at Rutgers, Bacote coaches two future NFL players in Mohamed Sanu and Tim Wright.

From 2008-09, Bacote coached wide receivers at Morehead State.

His first coaching job came in 2008, when Bacote served as a volunteer assistant at James Madison, working with the Dukes' wide receivers.

Bacote was a wide receiver at James Madison for four seasons (1997-2000), where he was a part of the school's first conference championship team. He graduated from JMU with a Bachelor of Science degree in kinesiology, before spending five years playing arena football.


He was All-League Honorable Mention three times.

Bacote and his wife Sara are the proud parents of 1-year-old Lake Marley Bacote.



# KAMERON SMITH

## QUARTERBACKS COACH



Kameron Smith is in his third season with the Hampton University football program, serving as quarterbacks coach. He is primarily responsible for helping develop quarterback mechanics and reading progressions.

In 2015, Smith coached University of Virginia transfer David Watford, who was a Second Team All-MEAC selection after leading the conference in passing yards (209.8 per game)

and ranking second in total offense (228.0 yards per game). In 10 games, Watford threw for 2,088 yards and 21 touchdowns, ranking second in program history in touchdown passes in a season.

Watford also ranks third in completions per season (167).

Smith was a three-year starter at quarterback at Winston-Salem State, where he played under current Pirates head coach Connell Maynor. Smith holds HBCU records for most wins in a season, 14

in 2012, and he went 31-4 as a starter. Smith threw for 7,540 career yards and 96 touchdowns.

In 2012, Smith was named Doug Williams Black College Football Offensive Player of the Year, Pigskin Club Offensive Player of the Year, and CIAA Offensive Player of the Year. The First Team All-CIAA selection was also named a First Team All-American and Offensive Player of the Year by BoxToRow.

He was also an All-Region selection by Don Hensen's D-II Football Gazette, and the Associated Press named Smith a Div. II Second Team All-American. Jet magazine named him the 2012 Offensive Player of the Year.

In 2013, Smith was the quarterback for the Kiel Baltre Hurricanes, before returning stateside to get his coaching start at his alma mater.

In 2014, Smith was the quarterback for the Nebraska Danger of the Indoor Football League.

Smith, a native of Garner, N.C., graduated from Winston-Salem State with a degree in business management. In his spare time, he enjoys riding hot rods and ATVs, as well as fishing.

## MARCUS WADE GRADUATE ASSISTANT - DEFENSE



Marcus Wade is in his second season on the Hampton University football program's coaching staff, serving as a graduate assistant who will help on the defensive side of the ball.

Wade spent four seasons in the defensive backfield for the Pirates, and this past season he played in all 12 games – making 10 starts. He was eighth on the team with 43 total

tackles, including 22 solo stops, and he had a career-high seven tackles against South Carolina State and at Howard.

He had three pass breakups last season, and Wade's lone sack of the season came at Howard. Wade also tied for the team lead with two recovered fumbles – one against William & Mary and one at Richmond – and he had his lone interception of the season against South Carolina State.

Wade played in 41 career games for the Pirates, racking up 73 total tackles. He graduated this past May with a degree in sports management.

Wade, a native of Norfolk, Va., played his high school football at Booker T. Washington.

## LUKE BUTLER HEAD FOOTBALL STRENGTH & CONDITIONING COACH



Luke Butler is in his fourth season as the head strength and conditioning coach for the Hampton University football program, where he is responsible for designing and implementing all aspects of training and nutrition for the Pirates' student-athletes.

Butler was quarterback at Idaho State from 2005-07, before he transferred to Augustana College in 2008. At

Augustana, Butler set the school's single-season touchdown record and tallied the most wins for a senior class in school history.

He was also an NCIS Player of the Week five times.

After receiving his B.A. in exercise science from Augustana, where he also served as a strength and conditioning intern his senior year, Butler was an Athletic Performance Coach at UCLA in 2010. From there, Butler attended Auburn University from 2011-12, where he spent two years as a strength and conditioning coach and received his Master's in adult education.

After leaving Auburn, Butler spent six months as a tactical strength and conditioning coach with the U.S. Air Force Special Operations.

Butler is currently certified through the Collegiate Strength and Conditioning Coaches Association (CSCCA), with SCCC certification.

Butler is a native of Pocatello, Idaho, and he is married to Carolina Villareal. In his spare time, he enjoys outdoor activities, seeing movies, and traveling.

## VERONICA JOHNSON DIRECTOR OF ATHLETIC PERFORMANCE



Veronica Renee Johnson is in her seventh year with the Hampton University Department of Athletics, and coming into her sixth season as the Director of Athletic Performance. She is primarily responsible for developing workout routines and training regimens for student-athletes.

Prior to her current position, Johnson was a strength and conditioning coach

with Hampton.

A graduate of Barton College, where she received her degree in Fitness Management, Johnson played basketball at Barton and

was a team captain her senior year. Prior to Barton, Johnson was a point guard for Hagerstown JUCO for two years – where was a team captain and team MVP.

She currently holds the JUCO record for 3-pointers in a game, hitting nine of 10.

Johnson holds NASM (national Academy of Sports Medicine) certification. After graduating from Barton, she was the top female personal trainer for three years at Bally Total Fitness.

In her spare time, Johnson likes to play basketball.

Johnson is certified through USAW, and she is engaged to be married to Ra'shad Morgan. They are the proud parents of 2-year-old Mahki Morgan.



## MAURICE WILLIAMS

DIRECTOR OF SPORTS  
INFORMATION



Maurice D. Williams is entering his 10th year as the Director of Sports Information at Hampton University. He handles the day-to-day operations of the office, and he currently serves as the primary media contact for football, men's basketball, softball, and men's and women's golf.

In addition, Williams serves as the sport administrator for golf and assistant professor in the health, recreation, and physical

education department.

Under Williams' direction, the Office of Sports Information is responsible for the maintenance of the official athletics website, HamptonPirates.com, as well as the creation and editing of such athletics-related publications as media guides, gameday programs (for football), and record books. In addition, all press conferences and interviews with student-athletes, coaches, and staff members are coordinated through the Office of Sports Information.

The athletics website has already received two redesigns during Williams' tenure, with another forthcoming, and Williams has been instrumental in creating and increasing the Hampton University Department of Athletics' presence on social media with the creation of a YouTube and Facebook page, as well as Twitter pages for the overall department and the football, volleyball, men's and women's basketball, track & field, and softball programs.

Williams is also responsible for maintaining accurate and up-to-date records for 17 NCAA Div. I athletic programs, as well as co-ed sailing, and he is responsible for in-game statistics and press box operations for all home athletic contests – particularly football, basketball, and softball.

Williams currently holds memberships in the College Sports Directors of America (CoSIDA) and the Black College Sports Information Directors of America (BCSIDA). At CoSIDA, Williams has served on the Committee-on-Committees Committee, the Scholarships Committee, and the Academic All-Americans Committee.

He was featured in the Feb. 2011 issue of CoSIDA Digest, and Williams was also the 2012 recipient of the CoSIDA Rising Star Award. He was also the 2016 recipient of CoSIDA's President's Award.

During Williams' tenure at Hampton, the Department of Athletics has boasted over 50 All-Americans, more than 20 football players signing on with NFL teams, and more than 30 Arthur Ashe Jr. Sports Scholars – including the 2008 Arthur Ashe Jr. Male Sports Scholar of the Year (Marcus Dixon, football).

As the sport administrator for golf, Williams manages the program budget and assists head coach Dennis Nelson with other facets of the program – including, but not limited to, the implementation of program rules and policies and enabling direction of both the men's and women's teams.

Williams has also taught college courses since the fall of 2010, presenting lectures on health, race and gender, physical education administration, and principles in physical education. Students in Williams' classes learned about a variety of topics, including stress management, sexuality, chronic disease, psychosocial health, nutrition, alcohol use, and physical activity.

From January 2012 until December 2013, Williams also served as a Special Assistant to the Director of Athletics, assisting with scheduling and travel for the football program, while also assisting the Director of Athletics in other matters as needed.

Prior to coming to Hampton, Williams was the Director of Sports Information at Div. II Shaw University in Raleigh, N.C. He was the primary media contact for all 13 of Shaw's varsity sports, and he was responsible for the creation and maintenance of content for Shaw's athletics website, as well as other publications such as media guides, game notes, gameday programs, posters, and schedule cards.

Williams served as official scorer for 18 home and 15 away baseball games, 14 home softball games, 13 men's tennis matches, and 10 women's tennis matches.

A 2005 graduate of Livingstone College in Salisbury, N.C., Williams got his start in sports information as an undergrad. There, he assisted with the day-to-day operations for volleyball, football, men's and women's basketball, and softball, and Williams also supervised gameday management and produced gameday programs and record books.

In addition to a Bachelor's degree in English from Livingstone, Williams also holds two Master's degrees: one in Education from Old Dominion University (2011), and one in Sport Administration from Hampton University (2014).

Williams is a native of Allendale, S.C.



MEET THE  
**PIRATES**



39

**Thomas Allen***Fullback*

5-11 • 240 • Junior

Charlotte, N.C./Hargrave Military Academy

**2015 SOPHOMORE SEASON**

Played in nine games for the Pirates, making five starts... rushed twice for five yards on the season... four of those yards came against Howard in the Nation's Football Classic... also caught a pass for 21 yards and a touchdown in that game... that was his lone reception of the season.

**2014 FRESHMAN SEASON**

Saw action in five games for the Pirates... rushed twice for 12 yards on the season, both at North Carolina A&T... returned a kickoff eight yards against South Carolina State.

**PERSONAL**

Born March 24, 1994... son of Rhonda and Thomas Allen... has one brother, Trevon (18)... nicknamed TJ... majoring in liberal arts with a minor in kinesiology... wants to become a physical therapist.



11

**Shakim Alonzo***Wide Receiver*

6-5 • 210 • r-Senior

Homestead, Pa./University of Cincinnati/Woodland Hills HS

**2015 R-JUNIOR SEASON**

Played in 11 games for the Pirates, making three starts... caught eight passes for 74 yards and three touchdowns on the season... had a season-high 38 receiving yards on four catches at William & Mary... caught touchdown passes against Howard, North Carolina A&T, and Florida A&M... averaged 9.3 yards per reception.

**UNIVERSITY OF CINCINNATI**

Redshirted in 2012.

**WOODLAND HILLS HIGH SCHOOL**

Caught six passes for 100 yards and two touchdowns as a sophomore... won the WPIAC championship as a junior... caught 16 passes for 500 yards and eight touchdowns as a junior, earning Second Team honors... was a First Team selection as a senior after catching 25 passes for 625 yards and 12 touchdowns.

**PERSONAL**

Born March 7, 1994... son of Pawlette Blake and George Alonzo... has six siblings: George (27), Georgette (31), Shakeema (13), Toni (25), Gene (25), and Will (25)... nicknamed Shy... was featured in the Pittsburgh Post-Gazette... majoring in liberal studies... wants to be a victims advocate.





**16**  
**Ronald Bell**  
*Wide Receiver*  
 5-7 • 162 • Sophomore  
 Fort Washington, Md./Friendly HS

#### 2015 FRESHMAN SEASON

Saw no action for the Pirates.

#### FRIENDLY HIGH SCHOOL

Was named Most Outstanding Underclassman as both a sophomore and junior... had 32 tackles as a sophomore to go along with 100 rushing yards and three touchdowns... was Second Team All-County as a junior after rushing for 632 yards and scoring 10 times... rushed for 998 yards as a senior, while racking up 538 receiving yards... scoring 16 total touchdowns and had 44 tackles on defense... was a Prince George County All-Star and was named Most Outstanding Athlete.

#### PERSONAL

Born June 6, 1997... son of Kim Deskins and Earl Williams... nicknamed Ronnie... majoring in journalism with a minor in broadcasting... wants to play in the NFL... also wants to pursue a career as a sports reporter or analyst.



**23**  
**Kevin Boateng**  
*Defensive Back*  
 5-10 • 170 • Senior  
 Orange, N.J./Lackawanna College/Orange HS

#### 2015 JUNIOR SEASON

Played in five games for the Pirates as a reserve... recorded an assisted tackle against Howard in the Nation's Football Classic.

#### LACKAWANNA COLLEGE

Played as both a freshman and sophomore.

#### ORANGE HIGH SCHOOL

Played football all four years... was First Team All-County as a senior.

#### PERSONAL

Born March 14, 1994... son of Teresa Bonsu... has two brothers: Randy (23) and Brandon (5), and one sister: Beverly (18)... majoring in criminal justice... wants to become a state trooper.



# 64 Adam Brown

**Kicker**

5-9 • 170 • Senior

Cincinnati, Ohio/Walnut Hill HS

## 2015 JUNIOR SEASON

Saw action in all 11 games for the Pirates... went 6-for-7 in field goals on the season... was a perfect 6-for-6 in field goals between 30 and 39 yards... his season long field goal, 39 yards, came against Florida A&M... kicked two field goals in that game... was also 36-for-38 in extra point attempts... also handled kickoff duties, averaging 50.1 yards in 54 kicks... had three touchbacks on the season.

## 2014 SOPHOMORE SEASON

Saw action in two games for the Pirates... made his lone field goal attempt of the season, a 29-yarder, against Miles College... had four kickoffs on the season for an average of 43.5 yards.

## 2013 FRESHMAN SEASON

Saw action in six games for the Pirates... was 1-for-2 in field goals on the season... hit a 40-yard field goal in the season opener at Western Illinois... had 11 kickoffs for a total of 499 yards, averaging 45.4 yards per kick.

## WALNUT HILL HIGH SCHOOL

Played football as a sophomore, junior, and senior... was on the league championship squad as a sophomore... scored 43 points as a junior... also played soccer and tennis all four years... scored 15 goals as a senior... won soccer titles as a sophomore and junior... was on the basketball team as a sophomore, junior, and senior... won section, city, and region titles in basketball as a senior.

## PERSONAL

Born Oct. 8, 1994... son of Valencia and Vincent Brown... has one brother, Michael (29)... majoring in business administration... wants to play in the NFL and have a career in music.





# 33 Dereon Carr

*Defensive Back*

6-1 • 190 • r-Sophomore

Washington, D.C./University of Toledo/H.D. Woodson HS

## 2015 R-FRESHMAN SEASON

Played in nine games for the Pirates... recorded 11 tackles on the season, including six solo stops... had five tackles (two solo) against Richmond... added four tackles (three solo) at William & Mary... had his lone interception of the season against Howard in the Nation's Football Classic.

## UNIVERSITY OF TOLEDO

Redshirted.

## H.D. WOODSON HIGH SCHOOL

Had four tackles and three catches for 47 yards in limited action as a sophomore... in five games as a junior, caught 11 catches for 135 yards... was First Team All-DCIAA as a senior after making 86 tackles, scoring three touchdowns, and picking off four passes... also had two forced fumbles and three sacks... won city and state titles as a senior.

## PERSONAL

Born April 6, 1996... son of Shanta Carr... has two siblings: Dion (9), and Deryonna (14)... nicknamed DCarr... majoring in criminal justice... wants to play in the NFL or become a crime scene investigator/behavior analyst.







**21**  
**Eric Carter Jr.**  
*Running Back*  
 5-10 • 215 • r-Sophomore  
 Fayetteville, N.C./Jack Britt HS

#### 2015 SOPHOMORE SEASON

Saw action in two games before suffering a season-ending knee injury and redshirting... rushed six times for 27 yards against Kentucky State.

#### 2014 FRESHMAN SEASON

Saw action in all 12 games for the Pirates... was second on the team in rushing in 2014... ran 94 times for 541 yards and three touchdowns... averaged 5.8 yards per carry on the season... ran for 100 yards three times, including a season-high 120 yards in the Pirates' upset over nationally-ranked Bethune-Cookman... rushed for 113 yards at Delaware State, one of two Hampton running backs to reach the 100-yard mark in that game... rushed for 103 yards at Howard.


#### JACK BRITT HIGH SCHOOL

Was on the JV squad as a freshman before moving up to varsity as a sophomore... had 348 yards on 76 carries and a touchdown as a sophomore...ran for 1,366 yards and 11 touchdowns, averaging 7.4 yards per carry in leading the team to the Mid-South Eastern Region title as a junior... earning First Team All-Conference and First Team All-Region honors and finishing runner-up in the running for Player of the Year... helped the team win the Mid-South Conference title after rushing for 2,605 yards and 32 touchdowns, averaging 10.8 yards per carry... was named Mid-South Conference Offensive Player of the Year.

#### PERSONAL

Born July 9, 1996... son of Kisha and Dickson Fiakegbe... has one brother, Sebastian (7)... nicknamed Pig... was featured in the Fayetteville Observer... majoring in kinesiology... wants to play in the NFL and become a physical therapist.





# 29 Brendan Cole

*Defensive Back*

6-3 • 215 • r-Junior

Hampton, Va./Christchurch HS

## 2015 JUNIOR SEASON

Played in 10 games for the Pirates, making five starts... racked up 29 tackles on the season, including 10 solo stops... had a career-high six tackles (one solo) in the season opener against Kentucky State... had five tackles each against Delaware State and at Savannah State... had two interceptions on the season: one against Howard in the Nation's Football Classic and one at Savannah State that resulted in a 32-yard touchdown return... recorded 2.5 tackles for loss on the season.

## 2014 SOPHOMORE SEASON

Saw action in eight games for the Pirates... had 12 tackles on the season (eight solo, four assisted)... had a season-high five tackles at Richmond (two solo)... recovered a fumble against Morgan State.

## 2013 FRESHMAN SEASON

Saw action in two games for the Pirates.

## CHRISTCHURCH HIGH SCHOOL

Won state championships in both football and basketball.

## PERSONAL

Born May 11, 1994... son of Pamela and Stephen Cole... has two brothers: Cory (31) and Adrian (26)... brother Cory is a graduate of Hampton University... nicknamed Cole... was featured in the Daily Press... majoring in mass communication with a minor in political science... wants to play in the NFL or go into TV broadcasting.





# 37 Kurtis Coleman

**Safety**

**5-11 • 190 • Senior**

**Columbia, Md./Oakland Mills HS**

## 2015 JUNIOR SEASON

Played in eight games for the Pirates, making four starts... had 13 tackles on the season, including eight solo stops... had a season-high three tackles (one solo) against Richmond... recovered a fumble at Morgan State.

## 2014 SOPHOMORE SEASON

Saw action in all 12 games for the Pirates, making his lone start of the season at Old Dominion... had 11 tackles on the season (four solo, seven assisted)... had four tackles (two solo) at Richmond... had three assisted tackles at Old Dominion.

## 2013 FRESHMAN SEASON

Played in 11 games for the Pirates... made three tackles on the season, all solo... had one tackle each at Coastal Carolina, against North Carolina Central, and against Howard... recovered a fumble against Tennessee Tech.

## OAKLAND MILLS HIGH SCHOOL

Was Honorable Mention All-County at quarterback as a senior.

## PERSONAL

Born Jan. 1, 1994... son of Regina and Kurtis Coleman... has one brother, Kameron (19)... cousin Lei Kindale played football at Hampton University... received his degree in business management.





# 36 JaMari' Cord

*Linebacker*

6-1 • 205 • Senior

Tampa, Fla./Gaither HS

## 2015 JUNIOR SEASON

Played in all 11 games for the Pirates... had 31 total tackles on the season, including 12 solo stops... had a season-high six tackles (three solo) at William & Mary... added five tackles, all assisted, against Delaware State... had half a tackle for loss against Delaware State... forced and recovered a fumble against Florida A&M.

## 2014 SOPHOMORE SEASON

Saw action in 11 games for the Pirates, making his lone start of the season against South Carolina State... had 30 tackles on the season (10 solo, 20 assisted)... had a career-high 10 tackles (two solo) in the Pirates' upset over nationally-ranked Bethune-Cookman... had seven tackles at Howard... had one sack on the season, against Bethune-Cookman... had his lone interception of the season at Delaware State.

## 2013 FRESHMAN SEASON

Played in all 12 games for the Pirates, making his lone start of the season at South Carolina State... had 17 tackles on the season, including six solo stops... had five tackles (one solo) at Bethune-Cookman... added four tackles, all assisted, at South Carolina State... had one tackle for loss at Bethune-Cookman.

## GAITHER HIGH SCHOOL

Played football all four years... lettered as a freshman... helped Gaither reach the regional finals as a junior... had 100 tackles and five sacks as a senior, helping Gaither to the district title... also rushed for 301 yards that season... was also on the track & field team as a freshman and sophomore... was a regional finalist in the 4x400-meter dash as a sophomore.

## PERSONAL

Born April 21, 1995... son of La'Tasha Cord and Staley Bryant... has one sibling, Sarai (18)... has aunts and uncles who graduated from Hampton University... nicknamed JRock... was featured in the Tampa Tribune... majoring in management information systems... wants to work in IT government contracting.







# 75 Jayso'n Davidson

*Linebacker*

6-0 • 225 • Sophomore

Newport News, Va./Woodside HS

## 2015 FRESHMAN SEASON

Played in seven games as a reserve for the Pirates... had three tackles on the season (one solo)... recorded two tackles (one solo) at South Carolina State.

## WOODSIDE HIGH SCHOOL

Was First Team All-Conference as a junior after racking up 94 tackles... was First Team All-Conference and Honorable Mention All-Region as a senior after totaling 107 tackles... was named to the Adidas 757 All-Star Team... helped Woodside win district titles in football in 2011 and 2012... was also on the track team all four years, coming in first place in the discus as a sophomore... helped Woodside win district titles in track in 2012 and 2013... was on the wrestling team as a sophomore and junior.

## PERSONAL

Born June 20, 1997... son of Stacey and Jaymes Davidson... has three siblings: James (20), Jamea (25), and Jalesa (27)... both parents and sister Jalesa are all Hampton University graduates... Jaymes played football at Hampton... nicknamed Jay... was featured in the Daily Press... majoring in chemical engineering... wants to work in the production of pharmaceutical drugs.





## 34 Chaka Diarrassouba

**Defensive Back**

**6-0 • 190 • Junior**

**Lithonia, Ga./Martin Luther King Jr. HS**

### 2015 SOPHOMORE SEASON

Played in 11 games for the Pirates, making five starts... was sixth on the team in tackles with 42 (including 26 solo stops)... recorded a season-high eight tackles twice: against Howard (four solo) and at William & Mary (five solo)... added seven tackles each at Morgan State and at South Carolina State (six solo in each game)... had 3.0 tackles for loss on the season... intercepted his lone pass of the season at Morgan State.

### 2014 FRESHMAN SEASON

Saw action in all 12 games for the Pirates, making nine starts... was seventh on the team with 48 total tackles (18 solo, 30 assisted) on the season... had a career-high 10 tackles (four solo) at Richmond... added eight tackles (three solo) against South Carolina State... had two sacks on the season, one against Norfolk State and one against Bethune-Cookman... had 6.0 tackles for loss on the season, including 2.5 against South Carolina State.

### MARTIN LUTHER KING JR. HIGH SCHOOL

Spent his freshman season on both the JV and varsity squads... also split time between the two teams as a sophomore... moved to the varsity team full-time as a junior, recording 73 tackles (56 solo) and nabbing three interceptions... was named the GAC Defensive Player of the Year as a senior after recording 82 total tackles, 10 tackles for loss, and two interceptions... was also on the varsity track & field team as a sophomore.

### PERSONAL

Born Jan. 15, 1996... son of Aminata Fofana and S'iadou Diarrassouba... has three siblings: Khalil (19), Fatima (23), and Djenesa (26)... nicknamed Chak... currently undecided about his major... wants to start a business after graduating.



## 52 Aaron Edwards

**Defensive Back**

**5-11 • 190 • Sophomore**

**Hampton, Va./Bethel HS**

### 2015 FRESHMAN SEASON

Saw no action for the Pirates.

### BETHEL HIGH SCHOOL

Was named All-Conference as a senior after racking up 100 tackles and an interception... had 50 tackles as a junior.

### PERSONAL

Born May 29, 1997... son of Deborah Edwards and Aaron Clark... has two sisters: Aaliyah (12) and Athena (4)... aunt Cynthia Vanhook, aunt Marcia Lewis, and uncle Mark Roberts are all Hampton University graduates... nicknamed 2A's... was featured in the Daily Press... majoring in marketing... wants to own his own business.



# 41 Christian Faber-Kinney

**Kicker/Punter**

**6-1 • 205 • R-Senior**

**Williamsburg, Va./Lafayette HS**

## 2015 R-JUNIOR SEASON

First Team All-MEAC... led the MEAC in punting... averaged 40.9 yards per punt on the season... had 11 punts of at least 50 yards... pinned nine punts inside the opponents' 20-yard line... recorded just two touchbacks on the season... his season-long punt of 59 yards came at William & Mary... was also MEAC champion in both the indoor heptathlon and outdoor decathlon in track & field.

## 2014 R-SOPHOMORE SEASON

First Team All-MEAC... VaSID Second Team All-State... led the MEAC in punting... averaged 42.9 yards per punt... had 14 punts of at least 50 yards... pinned 10 punts inside the opponents' 20-yard line... had 10 touchbacks on the season... kicked a punt a career-long 72 yards at Delaware State... named CFPA Weekly Honorable Mention on Oct. 21... was named Hampton University Athlete of the Week on Oct. 20.

## 2013 R-FRESHMAN SEASON

Second Team All-MEAC... saw action in nine games for the Pirates... was second in the MEAC in punting, averaging 41.6 yards per kick... only had two touchbacks on the season, pinning 17 punts inside the opponent's 20-yard line... had 17 punts of at least 50 yards, including a season-long 71-yard boot against Delaware State... successfully executed a pair of fake punts – one run and one pass – at South Carolina State... earned MEAC Special Teams Player of the Week and FCS Special Teams Player of the Week honors after that... also competed on the Pirates track & field team during the outdoor season.

## 2012 FRESHMAN SEASON

Redshirted for the Pirates... also competed on the Pirates track & field team during the outdoor season.

## LAFAYETTE HIGH SCHOOL

Was on the varsity football team all four years... was also on the JV basketball and varsity tennis teams as a freshman and sophomore... moved up to varsity basketball as a junior and senior... was also on the track & field team in his final two years.

## PERSONAL

Born Dec. 25, 1993... son of Kimberly Faber and Joseph Kinney... has one sister, Chelsea (27)... was featured in the Daily Press and Virginia Gazette... received his degree in aviation management... wants to pursue a career in the aviation industry.





## 85 Marvin Fanfan

*Tight End*

6-2 • 250 • Senior

Brooklyn, N.Y./ASA College/Irvington HS

### 2015 JUNIOR SEASON

Played in eight games for the Pirates as a reserve.

### 2014 SOPHOMORE SEASON

Saw action in 10 games for the Pirates... had one reception on the season, against Morgan State.

### ASA COLLEGE

Had three catches for 100 yards and a touchdown as a freshman.

### IRVINGTON HIGH SCHOOL

Played JV football as a freshman before moving up to the varsity squad as a sophomore... had seven catches for 130 yards and a touchdown as a junior, to go along with 20 tackles on defense... was Honorable Mention as a junior... named First Team All-County as a senior after catching 14 balls for 330 yards and three touchdowns, while also recording 30 tackles, three sacks, three forced fumbles, and an interception... was named All-League by MaxPreps.

### PERSONAL

Born Oct. 19, 1992... son of Jacqueline and Pierre Fanfan... has two brothers: Baylen (29) and Devin (23), and one sister: Tracey (25)... was featured in the Irvington Herald... wants to play in the NFL or become a lawyer.



## 60 Will Foxx

*Offensive Line*

6-2 • 330 • r-Senior

Greensboro, N.C./East Carolina/Page HS

### 2015 SENIOR SEASON

Saw action in eight games for the Pirates, making five starts... part of an offensive line that helped Hampton average over 131 rushing yards per game... helped the Pirates record the MEAC's second-best offense, averaging 359.1 total yards per game... helped Dwayne Garrett rush for a career-high 147 yards against Florida A&M, the team's lone 100-yard rushing effort on the season.

### EAST CAROLINA UNIVERSITY

Saw limited action as a reserve.


### PAGE HIGH SCHOOL

Moved to the varsity team for the playoffs in his freshman year.

### PERSONAL

Born Nov. 29, 1992... son of Cherie and William Foxx... has three siblings: Westley, Whitten, and Whittney... great uncle Jerome H. Holland was the president of Hampton University from 1960-70... nicknamed Team Foxx... was featured in the Greensboro News and Record... majoring in sports management... wants to become an athletic director.





## 48 Tyler Frazier

*Defensive Back*

6-3 • 200 • Sophomore  
Columbia, S.C./Spring Valley HS

### 2015 FRESHMAN SEASON

Saw no action for the Pirates.

### SPRING VALLEY HIGH SCHOOL

Split time between the JV and varsity squads as a sophomore... had 84 tackles as a junior to go along with two interceptions... racked up 106 tackles as a senior, as well as three interceptions, five pass deflections, and a fumble recovery... was All-Region... played in the North/South Game... was named All-Midlands... named one of the state's Top 10 Defensive Backs and was an Elite 11 selection... named All-State by 2014 High School Sports Report... also ran track for one year.

### PERSONAL

Born June 11, 1997... son of Cynthia Frazier and Brian McDonald... was featured in The State... majoring in kinesiology... wants to be a physical therapist.



## 55 Gibril Ghee

*Offensive Line*

6-2 • 320 • Sophomore  
Lawrenceville, Ga./Berkmar HS

### 2015 FRESHMAN SEASON

Saw no action for the Pirates.

### BERKMAR HIGH SCHOOL

Split time between the JV and varsity teams as a freshman... moved to varsity full-time as a sophomore.

### PERSONAL

Born March 23, 1997... son of Fatoa and Edward Ghee... has two siblings: Abdou (36) and Adama (33)... grandfather is a graduate of Hampton University... nicknamed G... was featured in the Gwinnett Daily Post... majoring in kinesiology... wants to work as an athletic trainer.



# 68 Ryan Gould

*Offensive Line*

6-2 • 315 • Junior

Clemmons, N.C./Fork Union Military Academy/West Forsyth HS

## 2015 SOPHOMORE SEASON

Played in 11 games for the Pirates, making seven starts... part of an offensive line that helped Hampton average over 131 rushing yards per game... helped the Pirates record the MEAC's second-best offense, averaging 359.1 total yards per game... helped Dwayne Garrett rush for a career-high 147 yards against Florida A&M, the team's lone 100-yard rushing effort on the season.

## 2014 FRESHMAN SEASON

Saw action in seven games for the Pirates, making starts against William & Mary and South Carolina State... was part of an offensive line that helped Hampton average 163.2 rushing yards per game, ranking fifth in the MEAC... helped Jorrian Washington rank fifth in the conference in rushing (75.8 yards per game).


## WEST FORSYTH HIGH SCHOOL

Was First Team JV as a freshman... moved up to the varsity team as a sophomore, earning First Team honors... was All-Northwest and All-Offensive First Team as a junior... was First Team Varsity as a senior, while also earning All-Conference, All-Northwest, and All-Offensive honors... played in the Shrine Bowl... was also a basketball player all four years.

## PERSONAL

Born Dec. 13, 1994... son of Tiwana and Andre Gould... has two brothers: Andre (23) and Johnson (17)... nicknamed Gould... was featured in the Winston-Salem Journal and Clemmons Courier... majoring in sports management.





# 82 Drakar Harvell

*Wide Receiver*

5-11 • 200 • Senior

Dinwiddie, Va./Dinwiddie HS

## 2015 JUNIOR SEASON

Played in nine games for the Pirates as a reserve.

## 2014 SOPHOMORE SEASON

Played in all 12 games for the Pirates, making his lone start of the season at Richmond... caught seven passes for 87 yards on the season... had a catch for 40 yards against Miles College... caught two passes for 21 yards at North Carolina A&T.

## 2013 FRESHMAN SEASON

Saw action in 10 games for the Pirates... had one kickoff return against Tennessee Tech.


## DINWIDDIE HIGH SCHOOL

Played football all four years... caught five passes for 85 yards and a touchdown as a freshman... had two interceptions on defense in the state championship game... was Second Team All-District as a sophomore after catching 37 passes for 644 yards and 10 touchdowns... was named Second Team All-State as a junior with 45 receptions for 800 yards and nine touchdowns... caught 80 passes as a senior for 890 yards and 10 touchdowns, earning First Team All-State honors... ran track & field as a sophomore and junior... was on the basketball team as a senior.

## PERSONAL

Born Dec. 24, 1993... son of Faye and Marvin Harvell... has one brother, Marcus (29)... nicknamed DJ... was featured in the Progress Index... majoring in kinesiology... wants to become a physical therapist or athletic trainer.





# 57 Thomas Houston

**Linebacker**

**6-3 • 210 • r-Junior**

**Roswell, Ga./Riverwood International Charter School**

## 2015 JUNIOR SEASON

Saw no action for the Pirates.

## 2014 SOPHOMORE SEASON

Saw no action for the Pirates.

## 2013 FRESHMAN SEASON


Saw no action for the Pirates.

## RIVERWOOD INTERNATIONAL CHARTER SCHOOL

Had 34 tackles and five sacks as a senior... also recovered three fumbles... earned Most Improved Award... was named Second Team All-Region... was named to the North Georgia All-Star Team... played basketball as a sophomore, averaging 4.8 points and 8.0 rebounds per game.

## PERSONAL

Born Feb. 21, 1995... has four siblings: Trey, Toni, Tammie, and Tajha... nicknamed Zack... majoring in entrepreneurship.



# 43 Devan Johnson

**Linebacker**

**6-1 • 215 • Sophomore**

**Duluth, Ga./Northview HS**

## 2015 FRESHMAN SEASON

Played in five games for the Pirates, making three starts... had 14 tackles on the season, including nine solo stops... had a season-high six tackles (three solo) against Delaware State... recovered a fumble at Morgan State.


## NORTHVIEW HIGH SCHOOL

Had 110 tackles, an interception, and forced three fumbles as a senior... was named All-Region and All-County.

## PERSONAL

Born Dec. 11, 1996... son of Selenda and Tracy Johnson... has two brothers: Jalen (23) and Myles (22)... nicknamed Slim... was featured in the Johns Creek Herald... majoring in business with a minor in psychology... wants to play in the NFL.





# 76 Donovan Johnson

*Offensive Line*

6-4 • 300 • Senior

Clinton, Md./Gwynn Park HS

## 2015 JUNIOR SEASON

Played in 10 games for the Pirates, making nine starts... part of an offensive line that helped Hampton average over 131 rushing yards per game... helped the Pirates record the MEAC's second-best offense, averaging 359.1 total yards per game... helped Dwayne Garrett rush for a career-high 147 yards against Florida A&M, the team's lone 100-yard rushing effort on the season.

## 2014 SOPHOMORE SEASON

Started in all 12 games for the Pirates... anchored an offensive line that helped Hampton average 163.2 rushing yards per contest, ranking fifth in the MEAC... helped Jorrian Washington rank fifth in the conference in rushing (75.8 yards per game)... blocked on the offensive line for five 100-yard rushing games for Hampton running backs, including two at Delaware State (142 yards, Jorrian Washington and 113 yards, Eric Carter Jr.).

## 2013 FRESHMAN SEASON

Saw action in two games for the Pirates... was part of a Pirates offensive line that helped the team average 154.8 rushing yards per game (sixth in the MEAC).

## GWYNN PARK HIGH SCHOOL

Was on the varsity team all four years... was named Second Team All-County as a sophomore, recording 40 tackles... had 58 tackles and started on both sides of the ball as a junior... was named First Team All-County, All-Region, and All-State as a junior... was First Team All-State again as a senior, playing exclusively on the offensive line... played in the SMAC All-Star Game... played JV basketball as a freshman.

## PERSONAL

Born April 23, 1995... son of Alesia Johnson... has one sister, Davian (24), who attends Towson... nicknamed Don... was featured in The Washington Post and The Gazette... majoring in strategic communication... wants to play in the NFL.





## 63 Quinton Lee

*Running Back*

5-10 • 220 • Sophomore  
Hampton, Va./Bethel HS

### 2015 FRESHMAN SEASON

Saw action in two games for the Pirates, against North Carolina A&T and at South Carolina State.

### BETHEL HIGH SCHOOL

Played varsity football as a sophomore, junior, and senior... rushed for 850 yards as a junior with seven touchdowns... also had 56 tackles on defense to go along with an interception and two forced fumbles... was First Team All-Peninsula District and All-Conference as a senior after rushing for 1,175 yards and 19 touchdowns.

### PERSONAL

Born Oct. 17, 1997... son of Catrice and Jeffrey Lee... has one brother, Jeremy (26), and one sister, Aleisha (16)... grandmother Gwendolyn Toombs is a Hampton University graduate... nicknamed Q... was featured in the Daily Press... majoring in sports management... wants to work in physical therapy or sports medicine.



## 71 Malik Mackey

*Offensive Line*

6-8 • 340 • Sophomore  
Atlanta, Ga./Benjamin E. Mays HS

### 2015 FRESHMAN SEASON


Saw no action for the Pirates.

### BENJAMIN E. MAYS HIGH SCHOOL

Played football as a sophomore, junior, and senior... was All-Region Honorable Mention as a junior... was named Second Team All-Region as a senior... helped the school reach its first-ever state championship game as a senior... played 38 games in his varsity football career after not playing as a freshman... had 16 pancake blocks as a senior... also played basketball.

### PERSONAL

Born Jan. 31, 1997... son of Jennifer and Malcolm Mackey... has one sister, Jasmine... nicknamed Big Mackey... majoring in sports management.



5

**Twarn Mixson****Wide Receiver****5-10 • 170 • r-Senior****Charlotte, N.C./West Charlotte HS****2015 R-JUNIOR SEASON**

First Team All-MEAC... SBN Sports Black College All-American... BoxToRow All-American... VaSID Second Team All-State... played in 11 games for the Pirates, making 10 starts... caught 59 passes for 1,027 yards and nine touchdowns... became the second Pirate ever to record 1,000 receiving yards in a season... caught nine passes for a career-high 172 yards at Savannah State... caught seven passes for 135 yards and a career-high four touchdowns in the season opener against Kentucky State... had five 100-yard receiving games... led the MEAC in receptions per game (5.4) and receiving yards (93.4 per game)... completed three of five passes on the season, all for touchdowns... threw a touchdown pass each against Richmond, North Carolina A&T, and at South Carolina State... rushed four times for 17 yards on the season... MEAC Offensive Player of the Week (Sept. 7).

**2014 R-SOPHOMORE SEASON**

First Team All-MEAC... played in nine games for the Pirates, making three starts... led the MEAC with 68.3 receiving yards per game... averaged a MEAC-best 5.6 catches per game... led the team with 615 receiving yards and six touchdowns... had a season-high 123 receiving yards against William & Mary... caught a season-high nine passes for 92 yards at Old Dominion... caught seven passes for 78 yards and a touchdown at Howard... ended the season by catching a touchdown pass in four straight games... was ninth in the MEAC in all-purpose yards (74.7 per game).

**2013 R-FRESHMAN SEASON**

Saw action in 10 games for the Pirates, making seven starts... was second on the team in receiving, catching 22 balls for 408 yards and four touchdowns... averaged 18.5 yards per catch and 40.8 receiving yards per game... caught four passes for a career-high 105 yards and a touchdown against Norfolk State... had three straight games with a touchdown reception: against Norfolk State, against Delaware State, and at Morgan State... also caught four passes for 79 yards and a touchdown in the season finale against Howard.

**2012 FRESHMAN SEASON**

Saw action in two games for the Pirates before redshirting... caught five passes for 100 yards at Florida A&M on Sept. 15... also caught four passes for 21 yards against Old Dominion on Sept. 8.

**WEST CHARLOTTE HIGH SCHOOL**

Scored six touchdowns as a freshman on the JV squad... named JV MVP... moved up to varsity as a sophomore, tallying 800 yards and five touchdowns... went over 1,000 yards and scored 10 touchdowns as a junior, named All-Conference and winning the "Team Before Self" Award... rushed for over 1,800 yards as a senior, scoring 26 touchdowns... was named MVP, All-Conference, and Outstanding County Player... also played basketball all four years.

**PERSONAL**

Born Aug. 7, 1994... son of Taiwana and Veola Garrett... has one sibling, Tay-G (17)... aunt Tamara Garrett is a graduate of Hampton University... nicknamed TJ... was featured in the Charlotte Observer... has received his degree in sports management... wants to become an athletic director at the college/university level.



## 20 Myles Morris

*Defensive Back*

5-9 • 180 • r-Senior

Greensboro, N.C./Georgia State/Smith HS

### 2015 R-JUNIOR SEASON

Played in 10 games for the Pirates, making starts against Howard and at South Carolina State... had 17 tackles on the season, including 10 solo stops... had three solo tackles at William & Mary... also had three total tackles (one solo) against Howard in the Nation's Football Classic... returned three kickoffs for 32 yards on the season.

### 2014 R-SOPHOMORE SEASON

Saw action in 11 games for the Pirates, making three starts... had 20 total tackles on the season (17 solo, three assisted)... had five tackles, all solo, against Norfolk State... had five tackles (three solo) at Richmond... returned five kickoffs for a total of 74 yards on the season... averaged 14.8 yards per return.

### GEORGIA STATE UNIVERSITY

Redshirted as a freshman... played in nine games in the secondary and on special teams as a sophomore... totaled 18 tackles... had a season-high six hits at UL Monroe... had five tackles and a pass breakup against Western Kentucky... added two tackles each against Troy and Arkansas State.

### SMITH HIGH SCHOOL

Had four interceptions, including one returned for a touchdown, 76 tackles, two tackles for loss and two fumble recoveries as a senior... had 47 receptions for 728 yards and three touchdown catches, along with 26 carries for 252 yards and two scores rushing... earned all-conference honors.

### PERSONAL

Born Aug. 25, 1994... son of Sherrie Shaw and Travis Morris... has two siblings: Skylar and Zoe... nicknamed Primetime... majoring in computer information systems.







72

**Gabriel Murphy***Offensive Line*

6-0 • 340 • Senior

Phoenix, Ariz./Mesa CC/Shadow Mountain HS

**2015 JUNIOR SEASON**

Saw no action for the Pirates.

**MESA COMMUNITY COLLEGE**


Went 6-4 as a freshman.

**SHADOW MOUNTAIN HIGH SCHOOL**

Played football all four years.

**PERSONAL**

Born Nov. 17, 1994... son of Felicia and Jameson Murphy... has four siblings: Anthony (24), Nate (19), Oden (2), and Isabella (1)... nicknamed Murph... majoring in criminal justice... wants to work law enforcement as a federal agent.



53

**Owen Obasuyi***Defensive Line*

6-5 • 270 • Junior

Virginia Beach, Va./Landstown HS

**2015 SOPHOMORE SEASON**

Played in 10 games for the Pirates, making his lone start of the season at South Carolina State... had 22 tackles on the season, including 12 solo stops... had a season-high four tackles (two solo) at William & Mary... was third on the team with 3.0 sacks on the season... recorded two of those sacks against North Carolina A&T... had 5.5 tackles for loss on the season... forced and recovered a fumble against North Carolina A&T.

**2014 FRESHMAN SEASON**

Saw action in 11 games for the Pirates, making seven starts... had 36 total tackles (16 solo, 20 assisted) on the season... had a season-high eight tackles (one solo) in the Pirates' upset over nationally-ranked Bethune-Cookman... had six tackles (three solo) against South Carolina State... had two sacks on the season... had six tackles for loss on the season, including 2.5 against South Carolina State.

**LANDSTOWN HIGH SCHOOL**

Played varsity football all four years... was named Second Team at offensive line as a sophomore... had 40 tackles, eight sacks, and three forced fumbles as a junior, earning First Team honors at defensive line... recorded 80 tackles as a senior to go along with 16 sacks and six forced fumbles... was named First Team All-Beach District and Second Team All-Tidewater... played JV basketball as a freshman and sophomore before playing on the varsity squad as a junior and senior.

**PERSONAL**

Born May 7, 1996... son of Karen Underwood and Osa Ogiamen... has three siblings: Kuuhana (33), Osasere (13), and Osahon (10)... nicknamed Big O... was featured in The Virginian-Pilot and VirginiaPreps... majoring in business management... wants to own his own business that helps keep children out of trouble.



47

**Bruce Perry***Defensive Back*

5-10 • 169 • r-Sophomore

Fort Washington, Md./Bishop O'Connell HS

**2015 SOPHOMORE SEASON**

Redshirted for the Pirates.

**BISHOP O'CONNELL HIGH SCHOOL**

Was Honorable Mention in the WCAC as a junior after helping the team win the conference title... was named Honorable Mention again as a senior... also played basketball as a sophomore and junior.

**PERSONAL**

Born March 16, 1996... has two siblings: Lauren (25) and Maya (16)... cousins Landon Giles, Edward Allen, and Claudia Williams are Hampton University graduates... nicknamed Bruce Almighty... was featured in The Washington Post... majoring in business management... wants to be a sports agent.



59

**Blake Porter***Offensive Line*

6-2 • 295 • Senior

Charlotte, N.C./West Charlotte HS

**2015 JUNIOR SEASON**

Played in three games for the Pirates, starting at South Carolina State... part of an offensive line that helped Hampton average over 131 rushing yards per game... helped the Pirates record the MEAC's second-best offense, averaging 359.1 total yards per game.

**2014 SOPHOMORE SEASON**

Saw action in seven games for the Pirates... was part of an offensive line that helped Hampton average 163.2 rushing yards per game, ranking fifth in the MEAC... helped Jorrian Washington rank fifth in the conference in rushing (75.8 yards per game).

**2013 FRESHMAN SEASON**


Saw action in eight games for the Pirates... was part of a Pirates offensive line that helped the team average 154.8 rushing yards per game (sixth in the MEAC).

**WEST CHARLOTTE HIGH SCHOOL**

Played football all four years... was named First Team All-Conference and All-Region in both his junior and senior seasons... was named Student-Athlete of the Year as a senior.

**PERSONAL**

Born Dec. 9, 1994... son of Mitzi and Thomas Porter... has one sister, Rachel (19)... was featured in the Charlotte Observer... majoring in management... wants to become either a criminal defense attorney.



# 10 Chase Powell

*Wide Receiver*

5-8 • 175 • r-Junior

Upper Marlboro, Md./Winston-Salem State/Dr. Henry A. Wise HS

## 2015 R-SOPHOMORE SEASON

Played in nine games for the Pirates... caught 14 passes for 94 yards on the season... had four catches for a season-high 57 yards at South Carolina State... rushed 19 times for 79 yards on the season, averaging 4.2 yards per carry... rushed seven times for a season-high 37 yards against Howard in the Nation's Football Classic.

## WINSTON-SALEM STATE UNIVERSITY

Redshirted as a freshman... was named CIAA Rookie of the Year after racking up 765 yards and seven touchdowns.


## DR. HENRY A. WISE HIGH SCHOOL

Had seven touchdowns as a freshman before bumping that total up to 19 as a sophomore... had 17 touchdowns on 995 yards as a junior... won the first state championship in school history as a senior, racking up 1,700 yards and 33 touchdowns... was a Pigskin Award winner... was named BWV Player of the Month.

## PERSONAL

Born May 17, 1995... son of Karen and Charles Powell... has one sister, Kayla (19)... majoring in business management with a minor in IT... wants to become a computer programmer.





# 15

## Rashawn Proctor

*Wide Receiver*  
5-11 • 195 • r-Senior  
Hampton, Va./Old Dominion/Bethel HS

### 2015 R-JUNIOR SEASON

Played in eight games for the Pirates, making seven starts... was second on the team in receiving, catching 21 passes for 326 yards and four touchdowns... averaged 40.8 receiving yards per game and 15.5 yards per reception... caught four passes for 58 yards and a season-high two touchdowns against Richmond... caught three passes for a career-high 87 yards and a touchdown at Morgan State... caught five passes for 77 yards against Kentucky State.

### 2014 R-SOPHOMORE SEASON

Started in 11 games for the Pirates... was second on the team in receiving... caught 45 passes for 550 yards and four touchdowns... was sixth in the MEAC in receptions (4.1 per game) and seventh in receiving yards (50.0 per game)... averaged 12.2 yards per reception... had a season-high 81 receiving yards at North Carolina Central... caught four passes for 80 yards and a touchdown at Delaware State... caught a season-high six passes three times: at Richmond, against William & Mary, and against Miles College.

### 2013 R-FRESHMAN SEASON

Saw action in 10 games for the Pirates, making five starts... caught nine balls for 83 yards on the season, averaging 9.2 yards per catch... caught three passes for a season-high 46 yards against Tennessee Tech.

### OLD DOMINION

Redshirted for the Monarchs.

### BETHEL HIGH SCHOOL

Played wide receiver and defensive back... named First Team All-Eastern Region Team as a senior... named First Team All-Peninsula District Team selection at wide receiver... First Team All-757 Preps, First Team Recruit 757.com, Virginia Preps.com, and First Team Daily Press honoree... led the Eastern Region in receiving yards with 45 receptions for 1,013 yards and 11 touchdowns as a senior... was the first Bethel receiver with over 1,000 yards receiving and only the fourth receiver in Peninsula District history over 1,000 yards... averaged 22.5 yards per catch... named to the 2012 Virginia High School Coaches All-Star Game... named the 2011 Bethel Football Most Valuable Player and the 2010 Bethel High School Player of the Year... also ran three seasons of track.

### PERSONAL

Born Jan. 13, 1994... son of Hazel and Reginald Proctor... has one brother, Reginald (33), and one sister, Regina (34)... nicknamed Proc... majoring in sociology with a minor in criminal justice... wants to be an FBI agent.





87

**Kentrell Richard***Tight End*

6-3 • 245 • r-Junior

Cleveland, Ohio/Monroe College/Cleveland Central Catholic HS

**2015 JUNIOR SEASON**

Saw action in nine games as a reserve... caught his lone pass of the season, a 3-yard touchdown, against Florida A&M.

**MONROE COLLEGE**


Caught four passes for 90 yards as a sophomore.

**CLEVELAND CENTRAL CATHOLIC HIGH SCHOOL**

Was First Team All-Conference as a senior after catching 24 passes for 600 yards... also tallied 42 tackles on defense to go along with four interceptions and 17 assisted tackles... caught seven passes for 130 yards as a junior, while racking up 35 tackles and two interceptions.

**PERSONAL**

Born Dec. 8, 1993... son of Dacia Love and Thomas Richard... has four siblings: Thomas (27), Shila (24), Darius (23), and Tavion (20)... nicknamed Troll... was featured in the Cleveland Plain Dealer... majoring in finance... wants to get a Master's in finance and make it to the NFL.



67

**Matthew Sawyer***Linebacker*

6-0 • 215 • Junior

Baltimore, Md./Randallstown HS

**2015 SOPHOMORE SEASON**

Saw no action for the Pirates.

**RANDALLSTOWN HIGH SCHOOL**

Was First Team All-Division and Second Team All-County as a senior... also ran track & field... qualified for the state meet in the 300-meter hurdles as a junior.

**PERSONAL**

Born Oct. 21, 1994... son of Sandi and Brian Sawyer... has one brother, Zachary (19)... cousin Shayla played basketball at Hampton University... majoring in sports management... wants to eventually become an athletic director.



17

**Leon Shorter****Wide Receiver****6-3 • 210 • r-Senior****Fort Pierce, Fla./Fort Pierce Westwood HS****2015 R-SENIOR SEASON**

Played in seven games for the Pirates, making his lone start of the season against North Carolina A&T... was fourth on the team in receiving, catching 20 passes for 241 yards... averaged 12.1 yards per reception and 34.4 receiving yards per game... caught a season-high five passes against Howard in the Nation's Football Classic for 34 yards... had a season-high 64 receiving yards against Richmond.

**2014 SENIOR SEASON**

Played in the season opener at Old Dominion.

**2013 JUNIOR SEASON**

Saw action in 11 games for the Pirates, making seven starts... caught 12 passes for 222 yards and a touchdown on the season... averaged 18.5 yards per catch... caught four passes for a career-high 111 yards against Norfolk State... added five catches for 53 yards against North Carolina Central... had his lone touchdown of the season at William & Mary, hauling in six catches for 48 yards.

**2012 SOPHOMORE SEASON**

Played in three games, making his lone start of the season against Bethune-Cookman on Sept. 29... caught four passes for 35 yards... three of those catches, for 29 yards, came against Bethune-Cookman.

**2011 FRESHMAN SEASON**

Played in three games in a reserve role for the Pirates... caught two passes for 41 yards, including a 35-yard reception against Princeton on Oct. 8.

**FORT PIERCE WESTWOOD HIGH SCHOOL**

Played football and basketball all four years... named Honorable Mention All-State in football as a sophomore... named All-State in football as a junior... rushed for 956 yards and 11 touchdowns as a senior, earning All-State honors... also played baseball as a freshman, sophomore, and junior... named All-Conference in basketball as a junior and senior, as well as team MVP as a senior... was also on the track & field team as a senior.

**PERSONAL**

Born March 21, 1992... son of Mashanta Todd and Waides Asharon... has four siblings: Gail, Nicole, Shyla, and David... nicknamed Shirt-Dawg... received his degree in sports management.



61

**David Smith***Offensive Line*

5-11 • 250 • Sophomore

Washington, D.C./Gonzaga College HS

**2015 FRESHMAN SEASON**


Saw no action for the Pirates.

**GONZAGA COLLEGE HIGH SCHOOL**

Split time on the JV and varsity squads as a sophomore... won a state championship as a senior... was also on the track team as a freshman.

**PERSONAL**

Born June 22, 1997... son of Annette and David Smith... has one sister, Kayla (14)... plans to major in business.



94

**Devante Spruill***Defensive End*

6-5 • 216 • r-Sophomore

Plymouth, N.C./East Carolina/Plymouth HS

**2015 R-FRESHMAN SEASON**

Played in 11 games for the Pirates, making six starts... had 10 tackles on the season, including two solo stops... had two solo tackles against Delaware State... raced up two assisted tackles each against Kentucky State and at South Carolina State... had one sack on the season.

**EAST CAROLINA UNIVERSITY**

Redshirted as a freshman.

**PLYMOUTH HIGH SCHOOL**

Was Honorable Mention All-Area and All-Conference as a sophomore... had seven receiving touchdowns as a junior, again earning Honorable Mention All-Area and All-Conference accolades... WDN Defensive Player of the Year as a senior... was All-State, All-Area, and All-Conference... had 182 tackles, three sacks, and two interceptions as a senior... helped Plymouth advance to the state title game... also played basketball all four years.

**PERSONAL**

Born Jan. 15, 1996... son of Linda and Jeff Arnold... has one sister, Shanece (24)... nicknamed Tray... was featured in the Roanoke Beacon... majoring in sports studies with a minor in engineering... wants to join the Army and get into coaching.



# 58 Joseph Stevenson

*Defensive Back*

6-3 • 200 • Sophomore

Fayetteville, N.C./Jack Britt HS

## 2015 FRESHMAN SEASON

Saw no action for the Pirates.

## JACK BRITT HIGH SCHOOL

Played football as a sophomore, junior, and senior... was on the state runner-up team as a sophomore... had 139 tackles as a junior... had 109 tackles and 300 yards passing as a senior, earning the Coaches Award... also wrestled all four years... was a state champion wrestler as a senior... was seventh in states as a junior... was a state qualifier as a sophomore.

## PERSONAL

Born Aug. 16, 1997... son of Pamela and Patrick Stevenson... has two brothers: Patrick (22) and Donovan (14)... nicknamed JoJo... was featured in the Fayetteville Observer... plans to major in biology... wants to attend medical school and work on reconstructive burn surgery.



# 97 Desmond Sturdivant

*Defensive Line*

6-2 • 270 • Sophomore

Greensboro, N.C./Ben L. Smith HS

## 2015 FRESHMAN SEASON


Saw his only action of the season against Richmond.

## BEN L. SMITH HIGH SCHOOL

Had 87 tackles and 12 sacks as a junior, including 15 tackles for loss... was First Team All-Metro 4A and All-Conference... was First Team All-Area and First Team All-Metro as a senior... was also named Metro 4A Defensive Player of the Year after racking up 96 tackles, 26 tackles for loss, 15 sacks, and forcing six fumbles... also recovered two fumbles, scored a touchdown, and broke up nine passes.

## PERSONAL

Born Feb. 2, 1997... son of Lyn Sturdivant and David Polk... has two siblings: Darian (31) and Jameka (29)... nicknamed Des... was featured in the Greensboro News and Record... majoring in criminal justice... wants to work as a criminal defense attorney.



# 35 Devin Thurmond

*Defensive End*

6-3 • 215 • Sophomore  
Ellenwood, Ga./Cedar Grove HS

## 2015 FRESHMAN SEASON

Saw no action for the Pirates.

## CEDAR GROVE HIGH SCHOOL

Had 40 tackles and seven sacks as a senior... won the Coca-Cola Golden Helmet Award... was 4-AAA All-Region Honorable Mention... also averaged 10.2 points and 9.4 rebounds a game on the basketball court as a senior, earning All-Region honors and leading Cedar Grove to a regional championship.

## PERSONAL

Born April 3, 1997... son of Benita and Oscar Thurmond... was featured in the Atlanta Journal-Constitution... majoring in business administration with a minor in entrepreneurship... wants to become a business owner.



# 7 Joseph Turner

*Defensive Back*

6-1 • 187 • r-Senior  
Sacramento, Calif./Auburn University/Sacramento Charter HS

## 2015 R-JUNIOR SEASON

Played in 11 games for the Pirates, making three starts... had 17 tackles on the season, including 12 solo stops... had a season-high five tackles (four solo) against Richmond.

## AUBURN UNIVERSITY

Redshirted for the Tigers.


## COLLEGE OF SAN MATEO

Was Second Team All-Conference as a freshman after racking up 32 tackles, 11 pass breakups, and four interceptions... was named First Team All-Conference as a sophomore and was the No. 4 ranked JUCO corner... had 20 tackles, three interceptions, and five pass breakups that season... was ranked the 30th-best JUCO player in California that season.

## PERSONAL

Born May 28, 1993... son of Jeanette Binion... has four siblings: Jonathan, Joyce, Andre, and Sidney... nicknamed Forst... was featured in the Sacramento Bee... majoring in sports management.





# 19 Oral Varcciann

*Defensive Back*

6-0 • 214 • Sophomore


Lithonia, Ga./Lithonia HS

## 2015 FRESHMAN SEASON

Played in 11 games for the Pirates, making two starts (at South Carolina State, against Florida A&M)... racked up 30 tackles on the season, including 12 solo stops... had a season-high seven tackles (one solo) against Richmond... also had half a tackle for loss in that game... recovered two fumbles on the season, including one for an 83-yard touchdown return against Delaware State... MEAC Co-Rookie of the Week (Oct. 12).

## PERSONAL

Born April 27, 1997... son of Paulette Williams and Oral Varcciann... has three siblings: Kenney (2), Ronaldo (11), and Robert (20)... was featured on 24-7 Sports... majoring in criminal justice.



# 98 Darien Williams

*Defensive End*

6-4 • 220 • Sophomore

Virginia Beach, Va./Tallwood HS

## 2015 FRESHMAN SEASON

Played in nine games for the Pirates, starting against Delaware State and at Morgan State... had 19 tackles on the season, including 11 solo stops... racked up a season-high seven tackles (four solo) at Morgan State... had three solo tackles against North Carolina A&T... had 1.5 sacks on the season, all in the Morgan State game... was fifth on the team with 6.5 tackles for loss on the season... had 5.0 tackles for loss at Morgan State... also forced a fumble at Morgan State... MEAC Rookie of the Week (Oct. 19).

## PERSONAL

Born Nov. 5, 1996... son of Tonja and Floyd Williams... has one brother, Rodney (26)... nicknamed DWill... was featured in The Virginian-Pilot... majoring in criminal justice... wants to play professional football and join the Secret Service.



13

**Justin Williams*****Defensive Back*****6-0 • 180 • r-Junior****Port St. Lucie, Fla./Michigan State/Treasure Coast HS****2015 R-SOPHOMORE SEASON**

Played in 10 games for the Pirates... had 19 tackles on the season, including 13 solo stops... had a season-high four tackles twice: at Morgan State (four solo) and against Howard in the Nation's Football Classic (three solo)... recorded his lone interception of the season at South Carolina State.

**MICHIGAN STATE UNIVERSITY**

Redshirted in 2013.

**TREASURE COAST HIGH SCHOOL**

Ranked No. 21 on The Palm Beach Post's Big Board... three-year starter... Honorable Mention All-Area selection as a senior... recorded 20 tackles (12 solos, 8 assists) and accounted for six total touchdowns in 2012... rushed 46 times for 211 yards (4.6 avg.) and three TDs as a senior... had 10 receptions for 169 yards (16.9 avg.) and two scores in 2012... produced six tackles and scored on a 51-yard bomb - his only reception of the game - vs. West Centennial... registered a season-high nine tackles (8 solos, 1 assist) vs. Mainland... his top all-around performance came in the 2012 season opener vs. Village Academy, as he had 16 touches for 194 yards (12.1 avg.) and three TDs to go along with five tackles and a fumble recovery... ran 12 times for 121 yards (10.1 avg.) and two TDs and had four catches for 73 yards (18.3 avg.) and another score vs. Village Academy... named to Orlando Sentinel MidEast Florida Super60 (preseason No. 5)... produced 36 tackles and returned two kicks for TDs as a junior in 2011... gained 234 yards on 52 carries and scored one rushing TD as a sophomore in 2010... also participated in track & field... won 4A District 8 championships in both the 100 and 200 in 2012... posted personal bests of 10.88 in the 100, 21.76 in the 200 and 17-10 1/2 in the long jump

**PERSONAL**

Born Oct. 12, 1994... son of Michelle Colebrook and Luke Lewis... majoring in sociology.





# 12 Jaylian Williamson

*Quarterback*

5-10 • 175 • r-Senior

Chesapeake, Va./Oscar Smith HS

## 2015 SENIOR SEASON

Redshirted for the Pirates.

## 2014 JUNIOR SEASON

Started in six games for the Pirates... completed 109 passes for 1,259 yards and six touchdowns on the season... completed 63.4 percent of his passes... threw for a school-record 407 yards and three touchdowns in the season opener at Old Dominion... threw for 335 yards and a touchdown against William & Mary... had 182 passing yards each against South Carolina State and at North Carolina A&T.

## 2013 SOPHOMORE SEASON

Saw action in eight games for the Pirates, making five starts... completed 70 of 131 passes on the season for 676 yards and five touchdowns... completed 53.4 percent of his passes and had an efficiency rating of 103.27... threw for a season-high 190 yards and two touchdowns against Tennessee Tech, completing a season-high 22 of his 36 passes... threw at least one touchdown pass in each of his first four starts of the season.

## 2012 FRESHMAN SEASON


Played in five games for the Pirates, making his lone start of the season against Savannah State on Oct. 27... completed 20 of 33 passes for 209 yards and a touchdown on the season... completed 60.6 percent of his passes... has an efficiency rating of 99.56... threw four interceptions... threw for a season-high 103 yards at North Carolina Central on Oct. 18, going 11-for-16 in the air... threw his first career touchdown pass against Bethune-Cookman on Sept. 29.

## OSCAR SMITH HIGH SCHOOL

Threw 30 touchdowns as a sophomore on the JV team... moved up to varsity as a junior, throwing for 3,323 yards and 35 touchdowns for the Tigers... was named First Team All-Tidewater, All-Southeastern District, and All-Region... was Honorable Mention All-State... threw for 3,026 yards and 40 touchdowns, while rushing for six scores, as a senior, leading the Tigers to a state championship... also won district and regional titles as a senior... was named Tidewater, Region and State Player of the Year... named Player of the Year by the Norfolk Sports Club.

## PERSONAL

Born Oct. 13, 1994... son of Kimberly Jones and Julian Williamson... has one brother, Korey (29)... nicknamed J.J.... was featured in The Virginian-Pilot... received his degree in sports management... wants to become a sports agent.



**18**  
**Wesley Wolfolk**  
*Quarterback*  
 6-3 • 205 • Sophomore  
 Upper Marlboro, Md./Suitland HS

#### 2015 FRESHMAN SEASON

Saw no action for the Pirates.

#### SUITLAND HIGH SCHOOL

Passed for 1,500 yards as a junior, while also rushing for 600 yards and combining for 23 touchdowns... was named All-County and All-Gazette... was All-State Honorable Mention... was Second Team All-State and All-County as a senior after passing for 2,700 yards and 29 touchdowns... also rushed for 500 yards and eight touchdowns... won a regional title and was a state runner-up as a senior... also ran track as a sophomore and junior... won indoor and outdoor state titles as a sophomore.

#### PERSONAL

Born July 20, 1996... son of Charlotte and Kevin Wolfolk... has three siblings: Jasmine (24), Myles (18), and Maya (15)... nicknamed Wes... was featured in The Washington Post and The Sentinel... plans to major in business management... wants to get into coaching after playing professional football.



**38**  
**Damon Woodcock**  
*Linebacker*  
 6-2, 230, Sophomore  
 Norcross, Ga./Norcross HS

#### 2015 FRESHMAN SEASON


Saw no action for the Pirates.

#### NORCROSS HIGH SCHOOL

Had 30 tackles – 10 for loss – as a senior, registering 2.5 sacks... split time between the JV and varsity squads as a junior... also played basketball as a freshman and sophomore.

#### PERSONAL

Born Feb. 14, 1997... son of Erica Nelson... nicknamed Woody... was featured in the Gwinnett Daily Post... wants to play professional football and become a history teacher.



# 56 Michael Young

*Offensive Line*

6-1, 285, r-Senior

Atlanta, Ga./ASA College/Tucker HS

## 2015 SENIOR SEASON

Second Team All-MEAC... started in 10 games for the Pirates... part of an offensive line that helped Hampton average over 131 rushing yards per game... helped the Pirates record the MEAC's second-best offense, averaging 359.1 total yards per game... helped Dwayne Garrett rush for a career-high 147 yards against Florida A&M, the team's lone 100-yard rushing effort on the season... two-time MEAC Offensive Lineman of the Week (Sept. 14, Sept. 21).

## 2014 JUNIOR SEASON

Started all 12 games for the Pirates... anchored an offensive line that helped Hampton average 163.2 rushing yards per contest, ranking fifth in the MEAC... helped Jorrian Washington rank fifth in the conference in rushing (75.8 yards per game)... blocked on the offensive line for five 100-yard rushing games for Hampton running backs, including two at Delaware State (142 yards, Jorrian Washington and 113 yards, Eric Carter Jr.).

## ASA COLLEGE

Won the 2013 NEC and Carrier Bowl championships.

## TUCKER HIGH SCHOOL

Was on the football team all four years... won a state title as a freshman... was named All-County as a junior... won another state title as a senior... was again named All-County... was named one of Georgia's top 50 players as a senior.

## PERSONAL

Born May 26, 1994... son of Jacqueline and Michael Young... has two brothers: Kirk (30) and Craig (27)... nicknamed Big Mike... was featured in the Tucker Patch and the Atlanta Journal Constitution... majoring in business management... wants to be an accountant.







2016  
**OPPONENTS**



## Game 1

### September 3, 2016

Foreman Field at  
S.B. Ballard Stadium - Norfolk, Va.

#### GENERAL INFORMATION

Location: Norfolk, Va.  
Founded: 1930 (Norfolk Division)  
Enrollment: 24,683  
Nickname: Monarchs  
Colors: Slate Blue (PMS 540), Silver (PMS 877)  
Light Blue (PMS 283)  
Conference: Conference USA  
Athletics Director: Dr. Camden Wood Selig  
Stadium: Foreman Field at S.B. Ballard Stadium  
Capacity: 20,118  
Press Box Phone: 757-683-3842  
Postseason Appearances: 2  
Record: 2-2  
Last Appearance: 2013  
Result: L, 35-49 to Georgia Southern

#### COACHING STAFF

Head Coach: Bobby Wilder  
Alma Mater: Maine '87  
Record at ODU: 57-27 (7<sup>th</sup> year)  
Career Record: 57-27 (7<sup>th</sup> years)  
Record vs. Hampton: 4-0  
Office Phone: 757-683-6150  
Best Time To Reach: Contact SID  
Assoc. HC/Offensive Play Caller: Brian Scott  
Defensive Coordinator/Linebackers: Rich Nagy  
Offensive Coordinator/Quarterbacks: Ron Whitcomb  
Assistant Head Coach/Defensive Line: Jeff Comissiong  
Wide Receivers: Arick Forrest  
Assistant Defensive Coord./Safeties: Kermit Buggs  
Offensive Line: Chris Malone  
Cornerbacks: Sam Perryman  
Running Backs: Charles Banks  
Director of Operations: Tim Kovacs

#### TEAM INFORMATION

2015 Record: 5-7  
2013 Conference Record/Finish: 3-5/T4th C-USA East  
Final National Ranking: N/A  
Lettermen Returning/Lost: 41/15

Starters Returning/Lost: 17/5  
Offensive Starters Returning: 9  
Defensive Starters Returning: 8  
Basic Offense: Spread  
Basic Defense: 4-3

#### SERIES HISTORY

Series Record: ODU leads 4-0  
In Hampton: ODU leads 2-0  
In Norfolk: ODU leads 2-0  
Last Meeting: ODU 41, Hampton 28  
Aug. 30, 2014 (Norfolk, Va.)

#### TOP RETURNEES

Passing	Att.	Comp.	Int.	Yds.	TD
Shuler Bentley	269	140	6	1432	12

Rushing	Att.	Yds.	Avg.	TD
Ray Lawry	194	1165	5.9	11

Receiving	No.	Yds.	Avg.	TD
Zach Pascal	68	970	14.3	8
Jonathan Duhart	47	636	13.5	8

Defense	UT	AT	TT	Sacks	Int.
TJ Ricks	47	76	123	2.5	1
Justice Davilla	41	48	89	0	0

#### 2016 SCHEDULE

Sept. 3 Hampton  
Sept. 10 at Appalachian State  
Sept. 17 at N.C. State  
Sept. 24 UTSA  
Oct. 1 at Charlotte  
Oct. 8 Massachusetts  
Oct. 22 at Western Kentucky  
Oct. 29 at UTEP  
Nov. 5 Marshall  
Nov. 12 Southern Miss.  
Nov. 19 at Florida Atlantic  
Nov. 26 Florida International

#### 2015 RESULTS

Sept. 5	at Eastern Michigan	W, 38-34
Sept. 12	Norfolk State	W, 24-10
Sept. 19	N.C. State	L, 38-14
Sept. 26	Appalachian State	L, 49-0
Oct. 3	at Marshall	L, 27-7
Oct. 17	Charlotte	W, 37-34
Oct. 24	at Fla. International	L, 41-12
Oct. 31	Western Kentucky	L, 55-30
Nov. 7	at UTSA	W, 36-31
Nov. 14	UTEP	W, 31-21
Nov. 21	at Southern Miss.	L, 56-31
Nov. 28	Florida Atlantic	L, 33-31

#### SPORTS INFORMATION

Football SID: Eric Bohannon  
Office Phone: (757) 683-3374  
Mobile Phone: (757) 375-0244  
Fax: (757) 683-3119  
Email: ebohanno@odu.edu  
Website: www.odusports.com



HEAD COACH  
**BOBBY WILDER**

#### SERIES NOTES

• This marks the fifth meeting between the Pirates and the Monarchs, with ODU leading the series 4-0.



# Tribe

## Game 2 September 10, 2016 Armstrong Stadium - Hampton, Va.

### GENERAL INFORMATION

Location: Williamsburg, Va.  
Founded: 1693  
Enrollment: 8,484  
President: W. Taylor Reveley, III  
Athletics Director: Terry Driscoll  
Nickname: Tribe  
Colors: Green, Gold and Silver  
Conference: Colonial Athletic Association (CAA)  
Stadium: Walter J. Zable Stadium at Cary Field  
Capacity: 12,400  
Press Box Phone: 757-221-3414  
Postseason Appearances: 12  
Record: 7-10 (FCS)  
Last Appearance: 2015  
Result: L, William & Mary 13, Richmond 48

### COACHING STAFF

Head Coach: Jimmye Laycock  
Alma Mater: William & Mary, '70  
Record at W&M: 238-174-2/36 Years  
Career Record: Same  
Record vs. Hampton: 6-0  
Office Phone: (757) 221-3337  
Best Time To Reach: Call SID  
Off. Coord/QB: Kevin Rogers  
Assoc. HC/Def. Coord/LB: Trevor Andrews  
Ass't. Head Coach/OL: Bob Solderitch  
Defensive Backs: Trey Henderson  
Defensive Line: Kevin Lewis  
WRs: Winston October  
Running Backs: DJ Mangas  
Tight Ends/Fullbacks: Mario Acitelli  
Linebackers: Bo Revell  
Cornerbacks: Marvin Clecidor

### TEAM INFORMATION

2015 Record: 9-4  
2015 Conference Record/Finish: 6-2/T1st

Final National Ranking: 12th (STATS & Coaches)  
Lettermen Returning/Lost: 48/17  
Starters Returning/Lost: 16/8  
Offense: 8/3  
Defense: 6/5  
Basic Offense: Pro-style  
Basic Defense: 4-3

### SERIES HISTORY

Series Record: W&M leads 6-0  
In Hampton: W&M leads 2-0  
In Williamsburg: W&M leads 4-0  
Last Meeting: W&M 40, Hampton 7  
Oct. 24, 2015 (Williamsburg, Va.)

### TOP RETURNEES

Passing	Att.	Comp.	Int.	Yds.	TD
Steve Cluley	354	222	10	2,768	16

Rushing	Att.	Yds.	Avg.	TD
Kendall Anderson	240	1416	5.9	16
DeVonte Dedmon	21	115	5.5	0

Receiving	No.	Yds.	Avg.	TD
DeVonte Dedmon	51	588	11.5	8
Andrew Caskin	34	360	10.6	2

Defense	UT	AT	TT	Sacks	Int.
Trey Reed	38	21	59	0	3
Stephen Lubnow	36	16	52	1.5	0

### 2016 SCHEDULE


Sept. 1 at N.C. State  
Sept. 10 at Hampton  
Sept. 17 Norfolk State  
Sept. 24 Elon  
Oct. 1 at New Hampshire  
Oct. 8 at James Madison  
Oct. 15 Delaware  
Oct. 29 Maine  
Nov. 5 at Stony Brook  
Nov. 12 at Towson  
Nov. 19 Richmond

### 2015 RESULTS

Sept. 5	at Lafayette	W 34-7
Sept. 19	at Virginia	L 35-29
Sept. 26	Stony Brook	W 21-0
Oct. 3	at Delaware	L 24-23
Oct. 10	at Villanova	W 38-16
Oct. 17	New Hampshire	W 34-18
Oct. 24	Hampton	W 40-7
Oct. 31	James Madison	W 44-41
Nov. 7	at Elon	W 34-13
Nov. 14	Towson	W 31-17
Nov. 21	at Richmond	L 20-9
Nov. 28	Duquesne (NCAA Playoffs)	W 52-49
Dec. 5	at Richmond (NCAA Playoffs)	L 48-13

### SPORTS INFORMATION

Football SID: Pete Clawson  
Office Phone: 757-221-3369  
Fax: 757-221-2189  
Email: pmclaw@wm.edu  
Website: www.tribeathletics.com



HEAD COACH  
**JIMMYE LAYCOCK**

### SERIES NOTES

- Hampton will host William & Mary for the third time at Armstrong Stadium.
- The Tribe has won all six of the previous meetings between the two schools.





## Game 3

### September 17, 2016

RFK Stadium - Washington, D.C.

#### GENERAL INFORMATION

Location:	Washington, D.C.
Founded:	1867
Enrollment:	10,500
President:	Dr. Wayne A. I. Frederick
Director of Athletics:	Kery Davis
Nickname:	Bison
Colors:	Navy Blue and White
Conference:	Mid-Eastern Athletic (MEAC)
Stadium:	William H. Green Stadium
Capacity:	7,086
Press Box Phone:	(202) 806-5488/89/91
Postseason Appearances:	2
Record:	1-1
Last Appearance:	1996 Heritage Bowl
Result:	Won 24-20 over Southern

#### COACHING STAFF

Head Coach:	Gary "Flea" Harrell
Alma Mater:	Howard '94
Record at Howard:	18-27 (5th Year)
Career Record:	Same
Record vs. Hampton:	3-1
Office Phone:	(202) 806-6193
Best Time To Reach:	Contact SID
Associate HC/DC/Outside Linebackers:	Rayford Petty
Asst. HC/OC/Quarterbacks:	Ted White
Defensive Backs:	Ronald Bolton
Defensive Line:	Bobby Jones
Defensive Linemen:	Herbert Parham
Offensive Line:	Manny Martinez
Kicking Coach/Special Teams:	Mike Andrews
Wide Receivers:	B.T. Sherman
Running Backs:	Theron Smith
Tight Ends:	Darrell Dreher

#### TEAM INFORMATION

2015 Record:	1-10
2015 Conference Record/Finish:	1-7/T8th
Final National Ranking:	N/A
Lettermen Returning/Lost:	40/15
Starters Returning/Lost:	18/4
Offense:	9/2
Defense:	9/2
Basic Offense:	Multiple
Basic Defense:	4-3

#### SERIES HISTORY

Series Record:	Hampton leads 48-42-1
In Hampton:	Hampton leads 16-15-1
At Howard:	Howard leads 15-12
Neutral Sites:	Hampton leads 5-2
No Site Info:	Hampton leads 14-12
Last Meeting:	Howard 30, Hampton 29 Nov. 22, 2014 (Washington, D.C.)

#### TOP RETURNEES

Rushing	Att.	Yds.	Avg.	TD
William Parker	165	847	5.1	13

Passing	Att.	Comp.	Yds.	TD	Int.
Jamie Cunningham	1	1	4	0	0

Receiving	Rec.	Yds.	Avg.	TD
Matthew Colvin	41	611	14.9	1
William Parker	27	241	8.9	1

Tackles	UT	AT	TT	Sacks	Int.
Devin Rollins	65	57	122	3.0-11	-
Khari Brown	48	44	92	2.0-18	-
Kenneth Russ	45	20	65	-	2--8

#### 2016 SCHEDULE

Sept. 3	at Maryland
Sept. 10	at Rutgers
Sept. 17	Hampton (at RFK Stadium)
Sept. 24	Morgan State (at The Meadowslands)
Oct. 1	at Norfolk State
Oct. 8	Monmouth
Oct. 15	South Carolina State
Oct. 22	North Carolina A&T State
Oct. 29	at Savannah State
Nov. 12	at North Carolina Central
Nov. 19	Delaware State

#### 2015 RESULTS

Sept. 5	at Appalachian State	L 49-0
Sept. 12	at Boston College	L 76-0
Sept. 18	vs. Hampton	L 37-19
Sept. 26	Morgan State	L 21-13
Oct. 3	Norfolk State	L 15-12
Oct. 17	at South Carolina State	L 49-10
Oct. 24	at North Carolina A&T	L 65-14
Oct. 31	Savannah State	W 55-9
Nov. 7	at Stony Brook	L 14-9
Nov. 14	North Carolina Central	L 41-6
Nov. 21	at Delaware State	L 32-31

#### SPORTS INFORMATION

Football SID:	Edward Hill, Jr.
Office Phone:	(202) 806-7184
Fax:	(202) 806-9595
Email:	ehill1950@aol.com
Website:	www.hubison.com

#### SERIES NOTES

- Hampton has faced Howard more times than any other opponent, with this being the 92nd meeting between the two schools.
- Hampton's win in 2015 snapped a four-game losing streak in the series. Those four losses were by a total of 17 points.



HEAD COACH  
**GARY "FLEA" HARRELL**





## Game 4 September 29, 2016 Aggie Stadium - Greensboro, N.C.

### GENERAL INFORMATION

Location:	Greensboro, N.C.
Founded:	1891
Enrollment:	10,795
Chancellor:	Dr. Harold L. Martin
Director of Athletics:	Earl M. Hilton III
Nickname:	Aggies
Colors:	Blue (288) and Gold (123)
Conference:	Mid-Eastern Athletic (MEAC)
Stadium:	Aggie Stadium
Capacity:	21,500
Press Box Phone:	336-334-7917
Postseason Appearances:	5
Last Appearance:	2015 (Air Force Reserve Celebration Bowl)
Result:	W, 41-34 vs. Alcorn State

### COACHING STAFF

Head Coach:	Rod Broadway
Alma Mater:	North Carolina, '77
Record at NCAT/years:	38-19/6th Year
Career record/years:	106-42/14 Years
Record vs. Hampton:	2-1
Football Office Phone:	336-285-4260
Best Time to Reach:	Contact SID
Off. Coordinator/WRs:	Chip Hester
Def. Coordinator/DBs:	Sam Washington
Defensive Line:	Courtney Coard
Quarterbacks:	Chris Barnette
Inside Linebackers:	Thomas Howard
Outside Linebackers:	Dino Kaklis
Running Backs:	Shawn Gibbs
Offensive Line:	Ronald Mattes
Tight Ends/Video:	Colin Williams

### TEAM INFORMATION

2015 Overall Record:	10-2
2015 Conf. Record/Finish:	7-1/T1st
Lettermen Returning/Lost:	56/12
Starters Returning/Lost:	16/5
Offense:	8/2
Defense:	7/4
Basic Offense:	Multiple Spread
Basic Defense:	Multiple

### SERIES HISTORY

Series Record:	Hampton leads 26-17-2
In Hampton:	Hampton leads 8-4
In Greensboro:	Hampton leads 5-3
Neutral Site:	Hampton leads 13-10-2
Last Meeting:	North Carolina A&T 45, Hampton 31 Oct. 3, 2015 (Hampton, Va.)

### TOP RETURNEES

Passing	Att.	Comp.	Int.	Yds.	TD
Lamar Raynard	122	55	1	632	7

Rushing	Att.	Yds.	Avg.	TD
Tarik Cohen	264	1543	5.8	15

Receiving	No.	Yds.	Avg.	TD
Denzel Keys	39	435	11.2	8
Khris Gardin	28	318	11.4	3

Defense	UT	AT	TT	Sacks	Int.
Angelo Keyes	29	25	54	4.5	0
Marquis Ragland	27	21	48	2.5	1

### 2016 SCHEDULE

Sept. 3	St. Augustine's
Sept. 10	at Kent State
Sept. 17	at Tulsa
Sept. 29	Hampton
Oct. 8	Norfolk State
Oct. 15	at Bethune-Cookman
Oct. 22	at Howard
Oct. 29	Florida A&M
Nov. 5	South Carolina State
Nov. 12	at Delaware State
Nov. 19	at N.C. Central

### 2015 RESULTS

Sept. 5	Shaw	W 61-7
Sept. 12	at North Carolina	L 53-14
Sept. 19	at Elon	W 14-7
Oct. 3	at Hampton	W 45-31
Oct. 10	at Norfolk State	W 27-3
Oct. 17	Bethune-Cookman	W 24-14
Oct. 24	Howard	W 65-14
Oct. 31	at Florida A&M	W 28-10
Nov. 7	at South Carolina State	W 9-6
Nov. 14	Delaware State	W 27-6
Nov. 21	North Carolina Central	L 21-18
Dec. 19	Alcorn State	W 41-34

### SPORTS INFORMATION


Football SID:	Brian Holloway
Office Phone:	336-285-3608
Office Fax:	336-334-7181
E-Mail:	bmhollow@ncat.edu
Website:	www.ncataggies.com

### SERIES NOTES

- The Pirates had won seven in a row over the Aggies before losing the last two matchups.
- Hampton is 10-3 against the Aggies over the last 13 meetings.



HEAD COACH  
**ROD BROADWAY**







## Game 5 October 8, 2016 Alumni Stadium - Dover, Del.

### GENERAL INFORMATION

Location:	Dover, Del.
Founded:	1891
Enrollment:	4,500
President:	Dr. Harry L. Williams
Director of Athletics:	Louis "Skip" Perkins
Nickname:	Hornets
Colors:	Columbia Blue (PMS 297) & Red (PMS 199)
Conference:	Mid-Eastern Athletic (MEAC)
Stadium:	Alumni Stadium
Capacity:	7,000
Press Box Phone:	302-857-7651
Postseason Appearances:	1
Record:	0-1
Last Appearance:	2007
Result:	L, 7-44 to Delaware

### COACHING STAFF

Head Coach:	Kenny Carter
Alma Mater:	Citadel '92
Record at DSU/years:	1-10/2nd Year
Career record/years:	Same
Record vs. Hampton:	0-1
Football Office Phone:	302-857-7447
Best Time to Reach:	Contact SID
Offensive Coordinator:	John Allen
Defensive Coordinator/Safeties:	Gerard Wilcher
Linebackers:	Steve Atkinson
Offensive Line:	Chris Sprague
Defensive Line:	EJ Junior
Corner Backs:	Ty Greenwood
Assoc. HC/Running Backs:	Vincent White
Wide Receivers:	Jelani Berassa
Tight Ends:	Kenny Brown

### TEAM INFORMATION

2015 Overall Record:	1-10
2015 Conference Record/Finish:	1-7/T8th
Lettermen Returning/Lost:	33/27
Starters Returning/Lost:	14/10
Offense:	7/4
Defense:	6/5
Basic Offense:	West Coast
Basic Defense:	Multiple

### SERIES HISTORY

Series Record:	Hampton leads 27-14
In Hampton:	Hampton leads 15-7
In Dover:	Hampton leads 12-7
Last Meeting:	Hampton 21, Delaware State 7 Oct. 10, 2015 (Hampton, VA)

### TOP RETURNES

Passing	Att.	Comp.	Int.	Yds.	TD
Gilbert Rivera	154	81	5	875	3

Rushing	Att.	Yds.	Avg.	TD
Brycen Alleyne	87	249	2.9	3
Kobie Lain	35	53	1.5	1

Receiving	No.	Yds.	Avg.	TD
Aris Scott	46	683	14.8	1
Brycen Alleyne	16	132	8.2	1

Defense	UT	AT	TT	Sacks	Int.
Malik Harris	55	49	104	1.5	1
Rashawn Barrett	42	42	84	4	0

### 2016 SCHEDULE

Sept. 1	at Delaware
Sept. 10	Monmouth
Sept. 24	at Missouri
Oct. 1	at Morgan State
Oct. 8	Hampton
Oct. 15	Florida A&M
Oct. 22	at South Carolina State
Oct. 29	at Bethune-Cookman
Nov. 5	N.C. Central
Nov. 12	North Carolina A&T
Nov. 19	at Howard

### 2015 RESULTS


Sept. 5	at Liberty	L 32-13
Sept. 12	at Kent State	L 45-13
Sept. 19	Chowan	L 31-30
Oct. 3	Morgan State	L 26-6
Oct. 10	at Hampton	L 21-7
Oct. 17	at Florida A&M	L 41-13
Oct. 24	South Carolina State	L 34-7
Oct. 31	Bethune-Cookman	L 49-21
Nov. 7	at NC Central	L 43-10
Nov. 14	at North Carolina A&T	L 27-6
Nov. 21	Howard	W 32-31

### SPORTS INFORMATION

Football SID:	Dennis K. Jones
Office Phone:	302-857-6068
Mobile Phone:	302-270-6088
E-Mail:	djones@desu.edu
Website:	www.dsuhornets.com

### SERIES NOTES

- The Pirates have won eight of the last 11 meetings between the two schools.
- Hampton won the last meeting in Dover, 23-0 on Oct. 25, 2014.



HEAD COACH  
**KENNY CARTER**





## Game 6

October 15, 2016

Armstrong Stadium - Hampton, Va.

### GENERAL INFORMATION

Location:	Baltimore, Md.
Founded:	1867
Enrollment:	7,800
President:	Dr. David Wilson
Athletics Director:	TBD
Nickname:	Bears
Colors:	Orange & Blue (PMS - 1655/288)
Conference:	Mid-Eastern Athletic (MEAC)
Stadium:	Earl C. Banks Field at Hughes Stadium
Capacity:	10,000
Press Box Phone:	(443) 885-4018
Postseason Appearances:	2
Record:	0-2
Last Appearance:	2014
Result:	L, 24-46 to Richmond (NCAA D-I FCS Playoffs)

### COACHING STAFF

Interim Head Coach:	Fred Farrier
Alma Mater:	Holy Cross '94
Record at MSU:	1st year
Career Record:	19-25/4 yrs
Record vs. Hampton:	0-0
Office Phone:	(443) 885-4156
Best Time To Reach:	Contact SID
Offensive Coordinator:	Fred Farrier
Ass't HC/Running Backs:	Kenneth Lucas
Co-Defensive Coordinator:	Mike Fanoga
Ass't HC/Co-Def. Coordinator:	Ernest T. Jones
Defensive Line:	Antonio James
Special Teams/TE:	Benton "Sport" Harold
Offensive Line:	Mitch Browning
Receivers:	Jamari McCollough
Graduate Ass't:	Kevin Myrie
Graduate Ass't:	Nate Ayers
Ass't Defense:	Robb Johnson
Ass't OL:	Eric Fair
Ass't RB:	Earl Davis
Ass't Offense:	Roderick Chapman

### TEAM INFORMATION

2015 Record:	4-6
2015 Conference Record/Finish:	4-4 (T-6th)
Final National Ranking:	N/A
Lettermen Returning/Lost:	67/12
Starters Returning/Lost:	20/6

Offense:	9/3
Defense:	8/4
Special Teams:	3/1
Basic Offense:	Multiple Spread
Basic Defense:	3-4

### SERIES HISTORY

Series Record:	Morgan State leads 37-25-2
In Hampton:	Morgan State leads 17-9-1
In Baltimore:	Morgan State leads 11-6
Neutral Site:	Hampton leads 5-0
No Site Info:	Morgan State leads 9-5-1
Last Meeting:	Hampton 20, Morgan State 10 Oct. 17, 2015 (Baltimore, MD)

### TOP RETURNEES

Rushing	Att.	Yds.	Avg.	TD
Orlando Johnson	143	583	4.1	6
Lamont Brown, III	46	230	5.0	0

Passing	Att.	Comp.	Yds	TD/Int
None				

Receiving	Rec.	Yds.	Avg.	TD
Ricky Fisk	29	323	11.1	0
Landen Malbrough	16	231	14.4	1

Tackles	UT	AT	TT	Sacks	INT
Mike Gaynor	33	25	58	0	1
Greg Gibson	28	22	50	2	0

### 2016 SCHEDULE

Sept. 3	Holy Cross
Sept. 10	at Marshall
Sept. 24	Howard (E. Rutherford, NJ)
Oct. 1	Delaware State
Oct. 8	at Savannah State
Oct. 15	at Hampton
Oct. 22	North Carolina Central
Oct. 29	at Norfolk State
Nov. 5	Bethune-Cookman
Nov. 12	at Florida A&M
Nov. 19	at Army

### 2015 RESULTS

Sept. 5	at Air Force	L 63-7
Sept. 12	at Illinois State	L 67-14
Sept. 26	vs. Howard	W 21-13
Oct. 3	at Delaware State	W 26-6
Oct. 10	Savannah State	W 42-3
Oct. 17	Hampton	L 20-10
Oct. 24	at NC Central	L 20-17
Nov. 7	at Bethune-Cookman	L 38-14
Nov. 14	Florida A&M	W 21-7
Nov. 21	Norfolk State	L 17-10

### SPORTS INFORMATION

Football SID:	Leonard L. Haynes, IV
Office Phone:	(443) 885-3831
Mobile Phone:	(240) 426-3572
Fax:	(443) 885-8307
Email:	Leonard.Haynes@morgan.edu
Website:	www.morganstatebears.com



INTERIM HEAD COACH  
**FRED FARRIER**

### SERIES NOTES

- The Pirates have won eight of the last 11 meeting between the two schools.
- Hampton has won seven of the last nine meetings held at Armstrong Stadium against the Bears.




TM

## Game 7

### Oct. 22, 2016

**Bragg Memorial Stadium**  
**Tallahassee, Fla.**

#### GENERAL INFORMATION

Location:	Tallahassee, Fla.
Founded:	1887
Enrollment:	8,550
President:	Dr. Elmira Mangum
Director of Athletics:	Milton Overton
Nickname:	Rattlers, FAMU (FAM-You)
Colors:	Orange (PMS 151) and Green (PMS 347)
Conference:	Mid-Eastern Athletic (MEAC)
Stadium:	Bragg Memorial Stadium
Capacity:	25,000
Press Box Phone:	850-599-3868
Postseason Appearances:	10
Record:	7-4
Last Appearance:	2001
Result:	L, 35-60 to Georgia Southern

#### COACHING STAFF

Head Coach:	Alexander "Alex" Wood
Alma Mater:	Iowa, '78
Record at FAMU/years:	1-10/2nd Year
Career record/years:	26-34/4 Years+
Record vs. Hampton:	0-1
Football Office Phone:	850-599-3723
Best Time to Reach:	Contact SID
Offensive Coordinator/QBs:	Martin Spieler
Defensive Coordinator/DL:	Theo Lemon
Defensive Backs:	Richard Solomon
Wide Receivers:	Donald "DJ" McCarthy
Running Backs:	Steven Jerry
Offensive Line:	Edwin Pata
Linebackers:	Michael Vite

#### TEAM INFORMATION

2015 Overall Record:	1-10
2014 Conference Record/Finish:	1-7/T8th
Lettermen Returning/Lost:	48/20
Starters Returning/Lost:	15/11
Offense:	9/2
Defense:	4/7
Basic Offense:	Spread Formation
Basic Defense:	Pro 43 Formation

#### SERIES HISTORY

Series Record:	Florida A&M leads 13-9
In Hampton:	Hampton leads 6-4
In Tallahassee:	Florida A&M leads 5-3
Neutral Sites:	Florida A&M leads 3-1
Last Meeting:	Hampton 33, Florida A&M 0 Nov. 7, 2015 (Hampton, VA.)

#### TOP RETURNEES

Passing	Att.	Comp.	Int.	Yds.	TD
Kenny Coleman	123	61	4	607	3

Rushing	Att.	Yds.	Avg.	TD
Devin Bowers	82	430	5.2	2

Receiving	No.	Yds.	Avg.	TD
Brandon Norwood	49	442	9.0	2
Montavius Williams	45	627	13.9	2

Defense	UT	AT	TT	Sacks	Int.
Jacques Bryant	52	23	75	0	1
Curtis Alexander	38	13	51	0	0

#### 2016 SCHEDULE

Sept. 3	at Miami
Sept. 10	at Coastal Carolina
Sept. 17	Tuskegee (at Mobile, AL.)
Sept. 24	South Carolina State
Oct. 1	Savannah State
Oct. 8	at N.C. Central
Oct. 15	at Delaware State
Oct. 22	Hampton
Oct. 29	at North Carolina A&T
Nov. 12	Morgan State
Nov. 19	Bethune-Cookman

#### 2015 RESULTS


Sept. 5	at South Florida	L 51-3
Sept. 12	at Samford	L 58-21
Sept. 17	at South Carolina State	L 36-0
Sept. 26	Tennessee State	L 30-14
Oct. 3	at Savannah State	L 37-27
Oct. 10	NC Central	L 27-24
Oct. 17	Delaware State	W 41-13
Oct. 31	North Carolina A&T	L 28-10
Nov. 7	at Hampton	L 33-0
Nov. 14	at Morgan State	L 21-7
Nov. 21	vs. Bethune-Cookman	L 35-14

#### SPORTS INFORMATION

Football SID:	Vaughn R. Wilson
Office Phone:	850-599-3200
Mobile Phone:	850-694-0277
E-Mail:	vaughn.wilson@famuedu
Website:	www.famuathletics.com

#### SERIES NOTES

- The Pirates and Rattlers are still in the NCAA Record Books for the most overtimes in a FCS game as they played six overtimes on Oct. 5, 1996 with
- Hampton has not won in Tallahassee since the 2006 season, when the Pirates defeated FAMU 59-7.



HEAD COACH  
**ALEX WOOD**





## Game 8

October 29, 2016

Armstrong Stadium - Hampton, Va.

### GENERAL INFORMATION

Location:	Orangeburg, S.C.
Founded:	1896
Enrollment:	2,937
Acting President:	Dr. W. Franklin Evans
Athletic Dir.:	Paul A. Bryant
Nickname:	Bulldogs
Colors:	Garnet & Blue
Conference:	Mid-Eastern Athletic (MEAC)
Stadium:	Oliver C. Dawson - Bulldog Stadium
Capacity:	22,000
Press Box Phone:	803-533-3646
Postseason Appearances:	16
Record:	6-12
Last Appearance:	2013
Result:	L, 20-30 to Furman

### COACHING STAFF

Head Coach:	Oliver "Buddy" Pough
Alma Mater:	South Carolina State, '75
Record at SCSU/years:	112-51/14 Years
Career record/years:	Same
Record vs. Hampton:	9-3
Football Office Phone:	803-533-3743
Best Time to Reach:	Contact SID
Asst. HC/Def. Line:	David Blanchard
Def. Coordinator/LBs:	Kirk Botkin
Quarterbacks:	Danny Lewis
WRs/Special Teams:	Steve Bird
Defensive Line:	Gerald Harrison
Linebackers:	Jonathan Saxson
Running Backs:	Lee Chambers
Off. Coordinator/OL:	Nygel Pearson

### TEAM INFORMATION

2015 Overall Record:	7-4
2015 Conference Record/Finish:	6-2/4th
Final National Ranking:	N/A
Lettermen Returning/Lost:	34/16
Starters Returning/Lost:	14/11
Offense:	8/3
Defense:	6/5
Basic Offense:	Multiple Pro I
Basic Defense:	Multiple 4

### SERIES HISTORY

Series Record:	Hampton leads 11-9
In Hampton:	Hampton leads 5-3
In Orangeburg:	SC State leads 6-4
Last Meeting:	SC State 34, Hampton 20 Oct. 31, 2014 (Orangeburg, SC)

### TOP RETURNEES

Passing	Att.	Comp.	Int.	Yds.	TD
Caleb York	254	142	6	1723	11

Rushing	Att.	Yds.	Avg.	TD
Adrian Kollock	42	248	4.4	2
Dondre Brown	24	107	4.5	3

Receiving	No.	Yds.	Avg.	TD
Lynard Jamison	35	332	9.5	3
Mykal Moody	26	298	11.5	2

Defense	UT	AT	TT	Sacks	Int.
Dayshawn Taylor	54	19	73	2.5	1
Darius Leonard	50	20	70	5	2

### 2016 SCHEDULE

Sept. 3	at Central Florida
Sept. 10	at Louisiana Tech
Sept. 17	at Clemson
Sept. 24	at Florida A&M
Oct. 8	Bethune-Cookman
Oct. 15	at Howard
Oct. 22	Delaware State
Oct. 29	at Hampton
Nov. 5	at North Carolina A&T State
Nov. 12	Norfolk State
Nov. 19	Savannah State

### 2015 RESULTS

Sept. 6	vs. Arkansas-Pine Bluff	W 35-7
Sept. 12	Coastal Carolina	L 41-14
Sept. 17	Florida A&M	W 36-0
Oct. 3	at Furman	L 17-3
Oct. 10	at Bethune-Cookman	L 17-14
Oct. 17	Howard	W 49-10
Oct. 24	at Delaware State	W 34-7
Oct. 31	Hampton	W 34-20
Nov. 7	North Carolina A&T	L 9-6
Nov. 14	at Norfolk State	W 17-10
Nov. 21	at Savannah State	W 52-29

### SPORTS INFORMATION

Football SID:	Kendrick Lewis
Office Phone:	803-536-8227
Office Fax:	803-536-8622
E-Mail:	Klewis19@scsu.edu
Website:	www.scsuathletics.com

### SERIES NOTES

- The Bulldogs have won the last eight meetings against the Pirates.
- Hampton's last defeated South Carolina State 14-10 at Hampton in 2005.



HEAD COACH  
OLIVER "BUDDY" POUGH





## Game 9

**November 12, 2016**

**Armstrong Stadium - Hampton, Va.**

### GENERAL INFORMATION

Location:	Savannah, Ga.
Founded:	1890
Enrollment:	4,582
President:	Dr. Cheryl Davenport Dozier
Athletics Director:	Sterling Steward, Jr.
Nickname:	Tigers
Colors:	Burnt Orange & Reflex Blue
Conference:	Mid-Eastern Athletic (MEAC)
Stadium:	Theodor A. Wright Stadium
Capacity:	8,500
Press Box Phone:	(912) 358-3469
Postseason Appearances:	0
Record:	N/A

### COACHING STAFF

Head Coach:	Erik Raeburn
Alma Mater:	Mount Union, 1994
Record at SSU/years:	1st year
Career Record:	135-39/16 yrs
Record vs. Hampton:	0-0
Office Phone:	(912) 358-4073
Best Time To Reach:	Contact SID
Offensive Coordinator/OL:	William Rychel
Defensive Coordinator/LB:	Chad Williams
Defensive Backs:	Nathan Scola
Defensive Line:	Jonas Jackson
Cornerbacks:	Cordell Taylor
Quarterbacks:	Russell Demasi
Tight Ends:	Donovan Jackson

### TEAM INFORMATION

2015 Record:	1-9
2015 Conference Record/Finish:	1-7/T-8th
Final National Ranking:	N/A
Lettermen Returning/Lost:	64/32
Starters Returning/Lost:	16/8
Offense:	8/4
Defense:	8/4
Basic Offense:	Multiple Spread
Basic Defense:	Multiple

### SERIES HISTORY

Series Record:	Hampton leads 6-0
In Hampton:	Hampton leads 3-0

In Savannah:  
Last Meeting:

Hampton leads 3-0  
Hampton 21, Savannah State 13  
Oct. 27, 2012 (Hampton, VA)

### TOP RETURNEES

Rushing	Att.	Yds.	Avg.	TD
Nicholas Bentley	32	105	3.3	2

Passing	Att.	Comp.	Yds	TD/Int
Arshon Spaulding	132	62	526	1/6

Receiving	Rec.	Yds.	Avg.	TD
Jeremiah Harris	19	212	11.2	0

Tackles	UT	AT	TT	Sacks	INT
Marquis Smith	27	30	57	1	1
Stefen Banks	20	14	34	3	0

### 2016 SCHEDULE

Sept. 3	at Georgia Southern
Sept. 10	at Southern Mississippi
Sept. 24	Bethune-Cookman
Oct. 1	at Florida A&M
Oct. 8	Morgan State
Oct. 15	at North Carolina Central
Oct. 29	Howard
Nov. 5	Norfolk State
Nov. 12	at Hampton
Nov. 19	at South Carolina State

### 2015 RESULTS

Sept. 5	at Colorado State	L 65-13
Sept. 19	at Akron	L 52-9
Sept. 26	at Bethune-Cookman	L 42-12
Oct. 3	Florida A&M	W 37-27
Oct. 10	at Morgan State	L 42-3
Oct. 17	North Carolina Central	L 39-22
Oct. 31	at Howard	L 55-9
Nov. 7	at Norfolk State	L 20-17
Nov. 14	Hampton	L 42-3
Nov. 21	South Carolina State	L 52-29

### SPORTS INFORMATION

Football SID:	Opio Mashariki
Office Phone:	(912) 358-3430
Fax:	(443) 885-8307
Email:	masharik@savannahstate.edu
Website:	www.ssuathletics.com

### SERIES NOTES

- Hampton has won all six meetings against Savannah State.
- The Pirates are averaging 40 points on the road against Savannah State.



HEAD COACH  
**ERIK RAEburn**







## Game 10

**November 19, 2016**

**Armstrong Stadium - Hampton, Va.**

### GENERAL INFORMATION

Location:	Norfolk, Va.
Founded:	1935
Enrollment:	5,100
President/CEO:	Eddie N. Moore Jr.
Director of Athletics:	Marty L. Miller
Nickname:	Spartans
Colors:	Green & Gold
Conference:	Mid-Eastern Athletic (MEAC)
Stadium:	William "Dick" Price Stadium
Capacity:	30,000
Press Box Phone:	757-823-9009
Postseason Appearances:	2
Record:	0-2
Last Appearance:	2011
Result:	L, 18-35 to Old Dominion

### COACHING STAFF

Head Coach:	Latrell Scott
Alma Mater:	Hampton '99
Record at NSU/years:	4-7/1 Year
Career record/years:	29-16 (4 Years)
Record vs. Hampton:	1-0
Football Office Phone:	757-823-8824
Best Time to Reach:	Contact SID
Ass't HC/Defensive Line:	Keith Braxton
Co-Defensive Coordinator/Safeties:	Andrew Faison
Co-Defensive Coordinator/LB:	Cornell Brown
Cornerbacks:	Christian Parker
Special Teams Coordinator/RB:	Montario Hardesty
Quarterbacks:	Aaron Corp
Offensive Line:	Anthony Parker
Tight Ends:	Mike Faragalli

### TEAM INFORMATION

2015 Overall Record:	4-7
2015 Conference Record/Finish:	4-4/T-6th
Lettermen Returning/Lost:	38/29
Starters Returning/Lost:	16/9
Offense:	5/7
Defense:	9/2
Special Teams:	2/1
Basic Offense:	Multiple
Basic Defense:	4-3

### SERIES HISTORY

Series Record:	Norfolk State leads 27-25-1
In Hampton:	Norfolk State leads 14-12
In Norfolk:	Series tied 13-13-1
Last Meeting:	Norfolk State 24, Hampton 14 Sept. 26, 2015 (Norfolk, Va.)

### TOP RETURNEES

Passing	Att.	Comp.	Int.	Yds.	TD
Greg Hankerson	347	177	5	2052	13

Rushing	Att.	Yds.	Avg.	TD
Greg Hankerson	125	423	3.4	3
Gerard Johnson	118	418	3.5	1

Receiving	No.	Yds.	Avg.	TD
Marcus Taylor	21	215	10.2	1
Gerard Johnson	18	213	11.8	2

Defense	UT	AT	TT	Sacks	Int.
Kyle Archie	26	40	66	2	1
Leroy Parker	30	32	62	0	1

### 2016 SCHEDULE

Sept. 3	Elizabeth City State
Sept. 10	at Richmond
Sept. 17	at William & Mary
Sept. 24	North Carolina Central
Oct. 1	Howard
Oct. 6	at North Carolina A&T
Oct. 22	Bethune-Cookman
Oct. 29	Morgan State
Nov. 5	at Savannah State
Nov. 12	at South Carolina State
Nov. 19	at Hampton

### 2015 RESULTS

Sept. 5	at Rutgers	L 63-13
Sept. 12	at Old Dominion	L 24-10
Sept. 19	at Marshall	L 45-7
Sept. 26	Hampton	W 24-14
Oct. 3	at Howard	W 15-12
Oct. 10	North Carolina A&T	L 27-3
Oct. 24	at Bethune-Cookman	L 59-49
Oct. 31	at North Carolina Central	L 24-16
Nov. 7	Savannah State	W 20-17
Nov. 14	South Carolina State	L 17-10
Nov. 21	at Morgan State	W 17-10

### SPORTS INFORMATION

Football SID:	Matt Michalec
Office Phone:	757-823-2628
Mobile Phone:	757-633-6022
E-Mail:	mmichalec@nsu.edu
Website:	www.nsuspartans.com

### SERIES NOTES

- Norfolk State is one of few MEAC schools against which Hampton does not have a winning record.
- The Pirates have won six of the last 11 meetings between the two schools.



HEAD COACH  
**LATRELL SCOTT**





## Game 11 November 26, 2016

**Benton Field at Brooks Stadium -  
Conway, S.C.**

### GENERAL INFORMATION

Location:	Conway, S.C.
Founded:	1954
Enrollment:	10,263
President:	David DeCenzo
Athletics Director:	Matt Hogue
Nickname:	Chanticleers
Colors:	Teal, Bronze, Black
Conference:	FCS Independent
Stadium:	Brooks
Capacity:	9,214
Press Box Phone:	843-234-3404
Postseason Appearances:	6
Record:	4-6
Last Appearance:	2015
Result:	L, Citadel 41, Coastal Carolina 38

### COACHING STAFF

Head Coach:	Joe Moglia
Alma Mater:	Fordham, '71
Record at CC:	41-13/4 years
Career Record:	Same
Record vs. Hampton:	1-0
Office Phone:	843-349-3487
Best Time To Reach:	Call SID
Defensive Line/Recruiting Coord.:	Cory Bailey
Defensive Coordinator:	Mickey Matthews
Offensive Coordinator:	Dave Patenuade
Safeties/Special Teams:	Curt Baldus
Offensive Line:	Patrick Covington
Cornerbacks/Special Teams:	Curome Cox
Wide Receivers/Returners:	Renato Diaz
Running Backs/Special Teams:	Bill Durkin
Linebackers:	Ryan Goodman
Tight Ends/Tackles:	Nick Jones

### TEAM INFORMATION

2015 Record:	9-3
Final National Ranking:	16th (Coaches)/ 17th (Sports Network)
Lettermen Returning/Lost:	52/25
Starters Returning/Lost:	17/10
Offense:	7/5
Defense:	6/5

Basic Offense:  
Basic Defense:

Spread  
4-3

### SERIES HISTORY

Series Record:	Coastal leads 1-0
In Hampton:	no meeting
In Conway:	Coastal leads 1-0
Last Meeting:	Coastal Carolina 50, Hampton 13 Sept. 21, 2013 (Conway, SC)

### TOP RETURNEES

Passing	Att.	Comp.	Int.	Yds.	TD
Josh Stilley	2	1	0	4	0

Rushing	Att.	Yds.	Avg.	TD
De'Angelo Henderson	222	1346	6.4	16

Receiving	No.	Yds.	Avg.	TD
Bruce Mapp	50	769	15.4	7
De'Angelo Henderson	40	403	10.1	3

Defense	UT	AT	TT	Sacks	Int.
Alex Searce	47	32	79	0	0
Jabari Bothwell	38	35	73	1.5	0

### 2016 SCHEDULE

Sept. 3	at Lamar
Sept. 10	Florida A&M
Sept. 17	at Jacksonville State
Sept. 24	Furman
Oct. 1	Charleston Southern
Oct. 8	at Gardner-Webb
Oct. 22	Central Connecticut St.
Oct. 29	at Presbyterian
Nov. 5	Monmouth
Nov. 12	Bryant
Nov. 19	Liberty
Nov. 26	Hampton

### 2015 RESULTS

Sept. 5	at Furman	W 38-35
Sept. 12	at S.C. State	W 41-14
Sept. 19	Western Illinois	W 34-27
Sept. 26	Bryant	W 31-17
Oct. 3	Alabama A&M	W 55-0
Oct. 10	Presbyterian	W 24-17
Oct. 24	at Monmouth	W 23-20
Oct. 31	at Charleston Southern	L 33-25
Nov. 7	Gardner-Webb	W 46-0
Nov. 14	Kennesaw State	W 45-13
Nov. 21	at Liberty	L 24-21

### SPORTS INFORMATION

Football SID:	Mike Cawood
Office Phone:	843-349-2822
Email:	cawood@coastal.edu
Website:	www.gocccsports.com

### SERIES NOTES

- Hampton will be making its second trip to play at Coastal Carolina.
- The last meeting was Sept. 21, 2013, when Coastal Carolina won 50-17.



HEAD COACH  
**JOE MOGLIA**



# 2016 OPPONENT SERIES HISTORY

OPPONENTS

## Old Dominion (0-4)

2010	L	14-28	Home
2011	L	42-45	Away
2012	L	7-45	Home
2014	L	28-41	Away

## William & Mary (0-5)

1997	L	6-31	Away
1998	L	34-41	Home
2004	L	35-42	Away
2013	L	7-31	Away
2014	L	14-42	Home
2015	L	7-40	Away

## Howard (48-42-1)

1908	W	2-0	
1909	L	0-5	
1910	L	0-39	
1911	L	0-11	
1912	L	7-13	
1913	W	8-6	
1914	L	0-6	
1915	W	18-0	
1916	W	12-3	
1917	W	37-0	
1918	W	6-2	
1919	L	7-12	
1920	L	0-18	
1921	L	0-34	
1922	W	13-0	
1923	L	6-10	
1924	L	3-7	
1929	W	6-0	
1930	W	13-6	
1931	W	25-0	Home
1932	W	19-6	
1933	W	28-0	Home
1934	L	0-7	
1935	W	26-0	
1936	W	35-0	Home
1937	L	6-13	
1938	W	13-12	Home
1939	W	25-6	
1940	W	25-0	
1941	W	19-6	
1942	W	12-0	Home
1944	W	7-0	Away
1945	L	6-17	Home
1946	L	6-19	Home
1947	W	19-13	Away
1948	L	0-6	Home
1949	L	0-7	Away
1950	L	7-12	Home
1951	L	0-7	Away
1952	W	34-7	Home
1953	L	7-11	Away
1954	T	13-13	Home
1955	W	14-0	Away
1956	W	20-0	Home
1957	W	19-6	Away
1958	L	12-18	Home
1959	L	7-14	Away
1960	W	24-20	Home
1961	W	37-0	Away
1962	W	32-14	Home
1963	L	14-32	Away
1964	L	6-14	Home
1965	L	8-26	Away
1966	W	32-19	Home
1967	W	14-8	Away
1968	W	34-6	Home
1969	L	0-16	Away
1970	L	14-41	Home
1971	L	0-35	Away
1972	L	3-21	Home

1973	L	0-51	Away
1974	L	12-27	Home
1975	L	15-19	Away
1976	L	7-28	Home
1977	L	14-20	Away
1978	L	6-17	Home
1979	L	12-28	Away
1980	L	21-38	Home
1984	W	13-7	Away
1986	L	7-21	Home
1994	W	21-20	Home
1995	L	22-34	Neutral
1997	W	49-21	Neutral
1998	W	38-31	Neutral
1999	W	28-27	Neutral
2000	W	26-24	Neutral
2001	W	27-20	Away
2002	W	51-2	Home
2003	W	17-14	Away
2004	W	47-14	Home
2005	W	22-12	Away
2006	W	46-7	Home
2007	W	31-24	Away
2008	W	38-27	Home
2009	W	37-0	Home
2010	W	31-21	Away
2011	L	7-10	Home
2012	L	10-20	Away
2013	L (20T)	39-42	Home
2014	L	39-30	Away
2015	W	37-19	Neutral

## North Carolina A&T State (26-17-2)

1909	W	11-0	
1925	W	12-0	
1926	W	14-6	
1927	L	0-13	
1928	W	12-0	
1929	L	0-3	
1930	L	7-12	
1931	W	21-0	
1936	W	20-0	
1937	W	19-14	
1938	T	0-0	
1939	T	0-0	
1940	L	0-14	
1941	W	6-0	
1942	W	18-0	
1943	L	6-7	
1944	L	0-12	
1945	W	7-6	
1946	W	12-0	
1947	W	7-0	
1948	W	21-0	
1949	L	13-20	
1950	L	0-14	
1951	L	7-20	
1952	L	13-26	
1982	W	19-9	Away
1983	L	10-13	Home
1996	L	20-24	Home
1997	W	7-2	Away
1998	W	23-10	Home
1999	L	16-41	Away
2000	L	28-31	Home
2001	W	23-7	Away
2002	W	17-7	Home
2003	L	28-38	Away
2004	W	51-24	Home
2005	W	31-14	Away
2006	W	48-14	Home
2007	W	59-14	Away
2008	W	44-7	Home
2009	W	24-17	Away

2010	W	35-21	Home
2013	W	31-26	Home
2014	L	14-31	Away
2015	L	31-45	Home

## Delaware State (27-14)

1945	L	0-14	Home
1946	W	12-0	Home
1953	W	26-0	Home
1954	L	0-7	Away
1955	L	0-12	Home
1956	L	6-46	Away
1957	W	6-0	Home
1958	W	28-14	Away
1959	W	26-8	Home
1960	W	13-8	Away
1961	L	8-22	Home
1962	L	9-12	Away
1963	W	25-6	Home
1964	L	23-26	Away
1965	L	13-30	Home
1966	W	6-0	Away
1967	W	35-6	Home
1968	W	17-10	Away
1969	L	0-20	Home
1970	L	0-49	Away
1995	W	51-21	Home
1996	W	6-0	Away
1997	W	24-20	Home
1998	W	41-13	Away
1999	W	21-0	Home
2000	W	54-28	Away
2001	W	31-20	Home
2002	W	44-13	Away
2003	W	41-9	Home
2004	L	23-28	Away
2005	W	26-8	Home
2006	W	29-14	Away
2007	L	17-24	Home
2008	W	17-14	Away
2009	L	6-21	Home
2010	W	20-14	Away
2011	W	42-6	Home
2012	L	27-35	Away
2013	W	30-7	Home
2014	W	23-0	Away
2015	W	21-7	Home

## Morgan State (25-37-2)

1922	W	6-0	
1923	W	44-0	
1930	W	6-3	
1931	W	26-0	
1932	T	6-6	
1933	L	6-13	
1934	L	0-28	
1935	L	0-13	
1936	L	6-7	
1937	L	0-26	
1938	L	6-19	
1939	L	6-7	
1940	T	0-0	Home
1941	W	8-6	
1942	L	3-24	
1943	L	0-2	
1944	L	0-55	Home
1945	L	0-21	Home
1946	L	0-20	Home
1947	L	0-9	Home
1948	L	0-34	Home
1949	L	0-26	Home
1950	L	13-17	Home
1951	W	7-6	Home
1952	L	7-26	Home
1953	L	13-26	Home
1954	L	6-39	Away

1955	L	7-45	Home
1956	L	13-19	Away
1957	L	6-25	Home
1958	L	0-60	Away
1959	W	9-6	Home
1960	L	7-28	Away
1961	L	7-13	Home
1962	L	0-41	Away
1963	L	0-38	Home
1964	L	7-35	Away
1965	L	0-41	Home
1966	L	0-69	Away
1968	L	14-48	Away
1969	L	3-74	Home
1982	W	13-7	Home
1983	W	28-12	Away
1995	W	54-20	Away
1996	L	22-23	Away
1997	W	10-0	Away
1998	W	55-0	Home
1999	W	34-14	Home
2000	W	31-14	Home
2001	W	35-20	Home
2002	L	45-52	Away
2003	W (OT)	24-21	Neutral
2004	W	49-37	Neutral
2005	W	44-14	Neutral
2006	W	26-7	Neutral
2007	W (OT)	24-17	Home
2008	W	17-13	Away
2009	L	13-16	Home
2010	W	21-16	Away
2011	W	42-18	Home
2012	W	27-17	Away
2013	L	27-30	Away
2014	L	35-38	Home
2015	W	20-10	Away

## Florida A&M (9-13)

1937	L	20-25	Neutral
1943	W	39-0	Neutral
1944	L	0-40	Home
1947	L	0-7	Neutral
1986	L	9-44	Away
1996	L (60T)	58-59	Neutral
1997	W	18-15	Home
1998	W	21-14	Away
1999	L	6-41	Home
2000	L	24-52	Away
2001	L	35-47	Home
2002	L	13-25	Away
2003	L	23-34	Home
2005	W	34-14	Home
2006	W	59-7	Away
2007	W	30-15	Home
2008	L	24-45	Away
2009	W	25-0	Home
2010	L	12-17	Away
2011	W	23-17	Home
2012	L	20-44	Away
2015	W	33-0	Home

## South Carolina State (11-9)

1937	W	7-6	
1938	W	21-6	
1996	W	20-14	Away
1997	W	20-14	Home
1998	W	20-7	Away
1999	W	39-27	Home
2000	W	40-37	Away
2001	W	28-17	Home
2002	L (OT)	41-47	Away
2003	W	32-12	Home
2004	W	52-36	Away
2005	W	14-10	Home
2006	L	6-13	Away

2007	L	24-28	Home
2008	L	13-35	Away
2009	L	9-21	Home
2010	L	7-10	Away
2013	L	6-30	Away
2014	L	10-17	Home
2015	L	20-34	Away

## Savannah State (6-0)

2003	W	48-13	Home
2004	W	58-7	Away
2005	W	44-6	Home
2011	W	22-5	Away
2012	W	21-13	Home
2015	W	42-3	Away

## Norfolk State (25-27-1)

1961	L	0-42	Away
1964	L	9-13	Home
1965	L	0-20	Away
1966	L	27-33	Home
1967	L	20-23	Away
1968	W	13-7	Home
1969	L	6-39	Away
1970	L	0-52	Home
1971	L	15-30	Away
1972	L	14-33	Home
1973	L	6-21	Away
1974	L	10-27	Home
1975	W	27-7	Away
1976	L	7-24	Home
1977	W	18-0	Away
1978	L	6-16	Home
1979	L	13-26	Away
1980	L	14-37	Home
1981	W	23-20	Away
1982	L	7-25	Home
1983	W	14-12	Away
1984	L	7-15	Home
1985	W	36-35	Away
1986	W	19-14	Home
1987	W	48-14	Away
1988	L	27-34	Home
1989	T	20-20	Away
1990	L	18-27	Home
1991	L	12-26	Away
1992	W	60-0	Home
1993	W	48-21	Away
1994	W	53-28	Home
1995	W	23-18	Away
1996	L	7-14	Home
1997	W	9-2	Away
1998	W	59-14	Home
1999	W	28-27	Away
2000	W	47-19	Home
2001	L	20-28	Away
2002	W	31-14	Home
2003	W	52-0	Away
2004	W	58-10	Home
2005	W	55-14	Away
2006	W	42-13	Home
2007	L	19-20	Away
2008	W	35-17	Home
2009	L	6-46	Away
2010	W	7-6	Home
2011	L	24-34	Away
2012	W	28-14	Home
2013	W	27-17	Away
2014	L	13-21	Home
2015	L	14-24	Away



# SEASON IN **REVIEW**

## TEAM STATISTICS

### SCORING

Points Per Game	26.2
Points Off Turnovers	44

### FIRST DOWNS

Rushing	87
Passing	105
Penalty	18

### RUSHING YARDAGE

Yards gained rushing	1731
Yards lost rushing	343
Rushing Attempts	366
Average Per Rush	3.8
Average Per Game	126.2
TDs Rushing	7

### PASSING YARDAGE

Comp-Att-Int	192-368-15
Average Per Pass	6.8
Average Per Catch	13.0
Average Per Game	226.5
TDs Passing	28

### TOTAL OFFENSE

Total Plays	734
Average Per Play	5.3
Average Per Game	352.7
KICK RETURNS: #-Yards	31-599
PUNT RETURNS: #-Yards	14-133
INT RETURNS: #-Yards	11-118
KICK RETURN AVERAGE	19.3
PUNT RETURN AVERAGE	9.5

## HAM

288

26.2

44

210

87

105

18

1388

1731

343

366

3.8

126.2

7

2492

192-368-15

6.8

13.0

226.5

28

3880

734

5.3

352.7

31-599

14-133

11-118

19.3

9.5

## OPP

233

21.2

54

196

95

83

18

1535

1987

452

429

3.6

139.5

14

1840

177-339-11

5.4

10.4

167.3

9

3375

768

4.4

306.8

37-758

23-428

15-162

20.5

18.6

## TEAM STATISTICS

### INT RETURN AVERAGE

10.7

10-7

PENALTIES-Yards

Average Per Game

PUNTS-Yards

Average Per Punt

Net punt average

KICKOFFS-Yards

Average Per Kick

Net kick average

TIME OF POSSESSION/Game

3RD-DOWN Conversions

3rd-Down Pct

4TH-DOWN Conversions

4th-Down Pct

SACKS BY-Yards

MISC YARDS

TOUCHDOWNS SCORED

FIELD GOALS-ATTEMPTS

ON-SIDE KICKS

RED-ZONE SCORES

RED-ZONE TOUCHDOWNS

PAT-ATTEMPTS

ATTENDANCE

Games/Avg Per Game

Neutral Site Games

## HAM

10.7

10-7

101-867

78.8

58-2293

39.5

31.5

54-2703

50.1

34.6

29:54

53/149

36%

9/26

35%

25-192

0

39

6-7

0-0

(27-33) 82%

(22-33) 67%

(36-38) 95%

21229

5/4246

1st

72

40

## OPP

10.8

24-9

76-740

67.3

58-2304

39.7

36.7

50-2864

57.3

37.8

30:06

59/166

36%

7/21

33%

23-177

-11

27

14-20

1-2

(29-43) 67%

(19-43) 44%

(23-23) 100%

48795

5/9759

3rd

54

71

4th

86

56

Total

288

233

## SCORE BY QUARTERS

Hampton

Opponents

1st

72

40

2nd

76

66

3rd

54

71

4th

86

56

Total

288

233





## DEFENSIVE LEADERS

		Tackles			Sacks		Pass Def		Fumbles			Blkd Kick	SAF
GP		SOLO	AST	TOTAL	TFL/YDS	NO-YARDS	INT-YDS	BRUP	QBH	RCV-YDS	FF		
54	THORNE, Joshua	11	42	36	78	9.0-28	1.0-9	3	1	.	1	.	.
45	WARD, Tyrone	11	34	42	76	5.5-17	.	3	.	.	1	.	.
9	GEORGE, Jaston	10	26	26	52	.	2-23	1	.	1-0	.	.	.
96	OWENS, Charles	11	17	32	49	9.5-28	2.0-11	.	2	.	.	.	.
8	GROOMS, Miles	11	22	24	46	16.0-91	8.5-68	5	15	.	1	.	.
34	DIARRASSOUBA, Chaka	11	26	16	42	3.0-6	1-20	2	.	.	.	2	.
4	BANKS, Darius	11	23	14	37	.	.	5	.	1-83	1	.	.
31	MCAFEE, Keith	10	20	16	36	11.5-73	5.0-53	.	5	.	1	.	.
36	CORD, Jamari	11	12	19	31	0.5-0	.	.	1	1-0	1	.	.
19	VARCCIANN, Oral	11	12	18	30	0.5-0	.	1	.	2-99	.	.	.
29	COLE, Brendan	10	10	19	29	2.5-18	2-32	1	.	.	.	.	.
25	RAMSEY, Allen	11	12	10	22	0.5-2	2-7	1	.	.	.	.	.
53	OBASUYI, Owen	10	12	10	22	5.5-22	3.0-17	.	4	1-0	1	.	.
13	WILLIAMS, Justin	10	13	6	19	.	1-0	4	.	.	.	.	.
98	WILLIAMS, Darien	9	11	8	19	6.5-25	1.5-6	.	2	.	1	.	.
66	CAWTHON, Nigel	11	4	13	17	1.5-4	0.5-2	.	1	.	.	.	.
7	TURNER, Joseph	11	12	5	17	.	.	5	.	.	.	.	.
20	MORRIS, Myles	10	10	7	17	.	.	4	.	.	.	.	.
6	KEY, Breon	10	13	4	17	.	2-36	4	.	.	1	.	.
95	ZIMMERMAN, Robert	9	6	10	16	4.0-12	1.0-2	.	1	.	1	.	.
1	RIDDICK, Rayshad	11	11	5	16	.	.	.	.	.	.	.	.
43	JOHNSON, Devan	5	9	5	14	.	.	.	.	1-0	2	.	.
37	COLEMAN, Kurtis	8	8	5	13	.	.	1	.	1-0	.	.	.
33	CARR, Dereon	9	6	5	11	.	1-0	.	.	.	.	.	.
94	SPRUILL, Devante	11	2	8	10	1.0-6	1.0-6	.	1	.	.	.	.
92	FERRELL, Elijah	9	3	7	10	.	.	.	.	.	.	.	.
42	COUNCIL, Treshawn	3	6	4	10	2.5-8	.	.	.	.	.	.	.
28	WALLACE, Ibn	8	3	4	7	.	.	.	.	.	.	.	.
41	FABER-KINNEY, Christi	11	3	1	4	.	.	.	.	.	.	.	.
14	HILL, Jordan	10	3	1	4	.	.	1	.	.	.	.	.
5	MIXSON, Twarn	11	3	1	4	.	.	.	.	.	.	.	.
75	Davidson, Jayso'n	7	1	2	3	.	.	.	.	.	.	.	.
11	ALONZO, Shakim	11	1	1	2	.	.	.	.	.	.	.	.
88	GOODING, Sequan	11	1	1	2	.	.	.	.	.	.	.	.
64	BROWN, Adam	11	2	.	2	.	.	.	.	.	.	.	.
32	CROSS, Tyrek	1	.	1	1	.	.	.	.	.	.	.	.
60	FOXX, Will	8	1	.	1	.	.	.	.	.	.	.	.
56	YOUNG, Michael	10	1	.	1	.	.	.	.	.	.	.	.
76	JOHNSON, Donovan	10	1	.	1	.	.	.	.	.	.	.	.
23	BOATENG, Kevin	5	.	1	1	.	.	.	.	.	.	.	.
17	SHORTER, Leon	7	1	.	1	.	.	.	.	.	.	.	.
2	WATFORD, David	10	1	.	1	.	.	.	.	.	.	.	.
46	THOMAS, Jabari	1	1	.	1	.	.	.	.	.	.	.	.
86	HARVEY, Brandon	4	.	1	1	.	.	.	.	.	.	.	.
50	BLAIR, Edwards	5	1	.	1	.	.	.	.	.	.	.	.
80	CHAMBERS, Leon	8	.	1	1	.	.	.	.	.	.	.	.
TM	TEAM	7	.	.	.	.	.	.	.	1-0	.	.	.
81	OWENS, Drew	10	.	.	.	.	.	1	.	.	.	.	.
	Total.....	11	406	389	795	79-340	25-192	11-118	42	33	9-182	12	2
	Opponents.....	11	399	260	659	70.0-347	23-177	15-162	33	41	7-17	8	2



## HAMPTON INDIVIDUAL GAME HIGHS

Rushes	20	GARRETT,Dwayne vs Florida A&M (Nov 07, 2015)
Yards Rushing	147	GARRETT,Dwayne vs Florida A&M (Nov 07, 2015)
TD Rushes	2	WATFORD,David vs Howard (Sep 18, 2015)
Long Rush	72	DUKES,Christopher vs North Carolina A&T (Oct 03, 2015)
Pass attempts	44	WATFORD,David at Norfolk State (Sep 26, 2015)
Pass completions	22	WATFORD,David vs Kentucky State (Sep 05, 2015)
		WATFORD,David vs Howard (Sep 18, 2015)
Yards Passing	335	WATFORD,David vs Kentucky State (Sep 05, 2015)
TD Passes	5	WATFORD,David vs Kentucky State (Sep 05, 2015)
Long Pass	80	WATFORD,David at Morgan State (Oct 17, 2015)
Receptions	9	MIXSON,Twarrn at Savannah State (Nov 14, 2015)
Yards Receiving	172	MIXSON,Twarrn at Savannah State (Nov 14, 2015)
TD Receptions	4	MIXSON,Twarrn vs Kentucky State (Sep 05, 2015)
Long Reception	80	PROCTOR,Rashawn at Morgan State (Oct 17, 2015)
Field Goals	2	BROWN,Adam at Morgan State (Oct 17, 2015)
		BROWN,Adam vs Florida A&M (Nov 07, 2015)
Long Field Goal	39	BROWN,Adam vs Florida A&M (Nov 07, 2015)
Punts	10	FABER-KINNEY,Christi at William and Mary (Oct 24, 2015)
Punting Avg	46.3	FABER-KINNEY,Christi vs North Carolina A&T (Oct 03, 2015)
Long Punt	58	FABER-KINNEY,Christi at William and Mary (Oct 24, 2015)
Punts inside 20	2	FABER-KINNEY,Christi vs Richmond (Sep 12, 2015)
		FABER-KINNEY,Christi vs Delaware State (Oct 10, 2015)
		FABER-KINNEY,Christi at William and Mary (Oct 24, 2015)
Long Punt Return	72	RIDDICK,Rayshad at Savannah State (Nov 14, 2015)
Long Kickoff Return	44	BANKS,Darius vs Kentucky State (Sep 05, 2015)
Tackles	12	THORNE,Joshua at SC State (Oct 31, 2015)
		THORNE,Joshua vs Florida A&M (Nov 07, 2015)
Sacks	2.0	OBASUYI,Owen vs North Carolina A&T (Oct 03, 2015)
		GROOMS,Miles vs Delaware State (Oct 10, 2015)
		GROOMS,Miles at Morgan State (Oct 17, 2015)
Tackles For Loss	5.0	WILLIAMS,Darien at Morgan State (Oct 17, 2015)
Interceptions	1	GEORGE,Jaston vs Kentucky State (Sep 05, 2015)
		KEY,Breon vs Richmond (Sep 12, 2015)
		GEORGE,Jaston vs Howard (Sep 18, 2015)
		COLE,Brendan vs Howard (Sep 18, 2015)
		CARR,Dereon vs Howard (Sep 18, 2015)
		RAMSEY,Allen at Norfolk State (Sep 26, 2015)
		DIARRASSOUBA,Chaka at Morgan State (Oct 17, 2015)
		WILLIAMS,Justin at SC State (Oct 31, 2015)
		KEY,Breon at Savannah State (Nov 14, 2015)
		RAMSEY,Allen at Savannah State (Nov 14, 2015)
		COLE,Brendan at Savannah State (Nov 14, 2015)

## HAMPTON TEAM GAME HIGHS

Rushes	50	vs Florida A&M (Nov 07, 2015)
Yards Rushing	266	vs Florida A&M (Nov 07, 2015)
Yards Per Rush	5.5	vs North Carolina A&T (Oct 03, 2015)
TD Rushes	4	vs Howard (Sep 18, 2015)
Pass attempts	44	at Norfolk State (Sep 26, 2015)
Pass completions	22	vs Kentucky State (Sep 05, 2015)
		vs Howard (Sep 18, 2015)
Yards Passing	335	vs Kentucky State (Sep 05, 2015)
Yards Per Pass	9.1	vs Kentucky State (Sep 05, 2015)
TD Passes	5	vs Kentucky State (Sep 05, 2015)
Total Plays	77	vs Howard (Sep 18, 2015)
		at Norfolk State (Sep 26, 2015)
		vs Howard (Sep 18, 2015)
Total Offense	460	vs Kentucky State (Sep 05, 2015)
Yards Per Play	6.5	vs Kentucky State (Sep 05, 2015)
Points	42	at Savannah State (Nov 14, 2015)
Sacks By	6	vs Kentucky State (Sep 05, 2015)
First Downs	25	vs Howard (Sep 18, 2015)
Penalties	14	vs North Carolina A&T (Oct 03, 2015)
Penalty Yards	114	vs North Carolina A&T (Oct 03, 2015)
Turnovers	4	vs Howard (Sep 18, 2015)
		at Norfolk State (Sep 26, 2015)
Interceptions By	3	vs Howard (Sep 18, 2015)
		at Savannah State (Nov 14, 2015)

Punts	10	at William and Mary (Oct 24, 2015)
Punting Avg	46.3	vs North Carolina A&T (Oct 03, 2015)
Long Punt	58	at William and Mary (Oct 24, 2015)
Punts inside 20	2	vs Richmond (Sep 12, 2015)
		vs Delaware State (Oct 10, 2015)
		at William and Mary (Oct 24, 2015)
		at Savannah State (Nov 14, 2015)
Long Punt Return	72	

## OPPONENT INDIVIDUAL GAME HIGHS

Rushes	22	COHEN,Tarik, vs North Carolina A&T (Oct 03, 2015)
		K. Anderson, at William and Mary (Oct 24, 2015)
Yards Rushing	191	K. Anderson, at William and Mary (Oct 24, 2015)
TD Rushes	3	COHEN,Tarik, vs North Carolina A&T (Oct 03, 2015)
Long Rush	71	K. Anderson, at William and Mary (Oct 24, 2015)
Pass attempts	36	CUNNINGHAM,Jami, vs Howard (Sep 18, 2015)
		SKILLON,Moses, at Morgan State (Oct 17, 2015)
Pass completions	22	Kyle Lauletta, vs Richmond (Sep 12, 2015)
Yards Passing	263	Kyle Lauletta, vs Richmond (Sep 12, 2015)
TD Passes	3	YORK,Caleb, at SC State (Oct 31, 2015)
Long Pass	42	Kyle Lauletta, vs Richmond (Sep 12, 2015)
Receptions	8	Brian Brown, vs Richmond (Sep 12, 2015)
		Reggie Diggs, vs Richmond (Sep 12, 2015)
Yards Receiving	140	SCOTT,A., vs Delaware State (Oct 10, 2015)
TD Receptions	2	WEST,Taquan, at SC State (Oct 31, 2015)
Long Reception	42	Brian Brown, vs Richmond (Sep 12, 2015)
Field Goals	4	Nick Dorka, at William and Mary (Oct 24, 2015)
Long Field Goal	49	MOLLER,Chris, at Morgan State (Oct 17, 2015)
Punts	10	BARRON,John, at Savannah State (Nov 14, 2015)
Punting Avg	48.0	D.J. Helkowski, vs Richmond (Sep 12, 2015)
Long Punt	70	BARRON,John, at Savannah State (Nov 14, 2015)
Punts inside 20	5	McGEOUGH,J., vs Delaware State (Oct 10, 2015)
Long Punt Return	71	GARDIN,Khris, vs North Carolina A&T (Oct 03, 2015)
Long Kickoff Return	89	HAMILTON,Antoni, at SC State (Oct 31, 2015)
Tackles	12	BLOUNT,Akil, vs Florida A&M (Nov 07, 2015)
Sacks	2.0	LEONARD,Darius, at SC State (Oct 31, 2015)
		OWENS,Reggie, at SC State (Oct 31, 2015)
		SETTLES,James, at SC State (Oct 31, 2015)
		HARGRAVE,Javon, at SC State (Oct 31, 2015)
		OWENS,Reggie, at SC State (Oct 31, 2015)
Tackles For Loss	4.5	Jermaine Graham, vs Kentucky State (Sep 05, 2015)
Interceptions	2	HUNT,Travon, vs Howard (Sep 18, 2015)

## OPPONENT TEAM GAME HIGHS

Rushes	53	at William and Mary (Oct 24, 2015)
Yards Rushing	282	at William and Mary (Oct 24, 2015)
Yards Per Rush	5.3	at William and Mary (Oct 24, 2015)
TD Rushes	4	vs North Carolina A&T (Oct 03, 2015)
Pass attempts	39	vs Kentucky State (Sep 05, 2015)
Pass completions	22	vs Richmond (Sep 12, 2015)
Yards Passing	263	vs Richmond (Sep 12, 2015)
Yards Per Pass	7.5	vs Richmond (Sep 12, 2015)
TD Passes	3	at SC State (Oct 31, 2015)
Total Plays	86	at William and Mary (Oct 24, 2015)
Total Offense	526	at William and Mary (Oct 24, 2015)
Yards Per Play	6.1	at William and Mary (Oct 24, 2015)
Points	45	vs North Carolina A&T (Oct 03, 2015)
Sacks By	11	at SC State (Oct 31, 2015)
First Downs	28	vs Richmond (Sep 12, 2015)
Penalties	13	at SC State (Oct 31, 2015)
Penalty Yards	135	at SC State (Oct 31, 2015)
Turnovers	5	vs Howard (Sep 18, 2015)
Interceptions By	3	vs Kentucky State (Sep 05, 2015)
		at Norfolk State (Sep 26, 2015)
Punts	10	at Savannah State (Nov 14, 2015)
Punting Avg	48.0	vs Richmond (Sep 12, 2015)
Long Punt	70	at Savannah State (Nov 14, 2015)
Punts inside 20	5	vs Delaware State (Oct 10, 2015)
Long Punt Return	71	vs North Carolina A&T (Oct 03, 2015)

## 2015 GAME-BY-GAME COMPARISON

OPPONENT	SCORE	FIRST DOWNS	RUSHING NUMBER-YARDS	PASSING ATT.-COMP-INT	TOTAL OFFENSE YARDS	PLAYS-YARDS	RETURN YARDS	TURN- OVERS
KENTUCKY STATE	35-20	22/22	25-65/42-135	22-37-3/21-39-1	335/189	62-400/81-324	135/116	3/1
RICHMOND	28-31	19/28	27-98/41-171	18-34-0/22-35-1	254/263	61-352/76-434	107/91	0/1
Howard	37-19	25/19	41-181/33-165	22-36-2/20-36-3	279/168	77-460/69-333	60/151	4/5
Norfolk State	14-24	18/14	33-140/39-153	21-44-3/13-28-1	180/176	77-320/67-329	18/86	4/1
NORTH CAROLINA A&T	31-45	22/13	31-170/38-92	19-41-1/10-22-0	261/95	72-431/60-187	115/313	2/1
DELAWARE STATE	21-7	19/15	31-161/35-61	19-30-1/17-28-0	194/195	61-355/63-256	85/141	1/1
Morgan State	20-10	18/18	30-108/36-135	17-30-1/17-36-1	206/141	60-314/72-276	153/169	1/4
William and Mary	7-40	9/26	24-27/53-282	11-28-2/21-33-0	123/244	52-150/86-526	35/60	2/1
SC State	20-34	21/19	39-46/41-197	18-34-1/14-26-1	242/172	73-288/67-369	177/112	2/1
FLORIDA A&M	33-0	20/16	50-266/37-62	8-24-0/12-24-0	155/106	74-421/61-168	32/84	0/1
Savannah State	42-3	17/6	35-126/34-82	17-30-1/10-32-3	263/91	65-389/66-173	115/42	3/3
<b>Totals</b>	<b>288-233</b>	<b>210/196</b>	<b>366-1388/429-1535</b>	<b>192-368-15/177-339-11</b>	<b>2492/1840</b>	<b>734-3880/768-3375</b>	<b>1032/1365</b>	<b>22/20</b>

Note: Game totals are displayed in the format TEAM/OPPONENT for each category

Opponent	3RD DOWN CONVERSIONS	4TH DOWN CONVERSIONS	TIME OF POSSESSION	TOP MARGIN	AVG YDS/RUSH	AVG YDS/PASS	AVG YDS/PLAY	PUNTING NUMBER-AVG	PENALTIES YARDS
KENTUCKY STATE	7-12/7-18	1-3/1-3	23:26/36:34	-13:08	2.6/3.2	9.1/4.8	6.5/4.0	2-20.5/4-33.8	11-91/7-58
RICHMOND	8-14/4-11	1-2/2-2	26:08/33:52	-7:44	3.6/4.2	7.5/7.5	5.8/5.7	4-42.5/3-48.0	11-97/5-47
Howard	7-14/5-14	2-2/0-1	34:51/25:09	9:42	4.4/5.0	7.8/4.7	6.0/4.8	4-40.0/5-32.8	9-94/6-55
Norfolk State	4-16/7-15	2-5/0-2	29:15/30:45	-1:30	4.2/3.9	4.1/6.3	4.2/4.9	5-39.4/5-39.0	3-30/4-35
NORTH CAROLINA A&T	2-12/7-16	1-3/1-1	32:41/27:19	5:22	5.5/2.4	6.4/4.3	6.0/3.1	6-46.3/5-43.2	14-114/7-75
DELAWARE STATE	4-13/3-13	0-1/1-2	30:49/29:11	1:38	5.2/1.7	6.5/7.0	5.8/4.1	6-36.3/7-41.7	9-96/7-69
Morgan State	3-12/5-15	0-2/1-3	28:49/31:11	-2:22	3.6/3.8	6.9/3.9	5.2/3.8	5-37.0/3-37.0	12-104/6-59
William and Mary	2-12/7-17	0-1/0-1	21:58/38:02	-16:04	1.1/5.3	4.4/7.4	2.9/6.1	10-41.7/4-38.0	8-39/5-42
SC State	6-17/7-15	1-3/1-1	34:33/25:27	9:06	1.2/4.8	7.1/6.6	3.9/5.5	6-36.3/5-42.0	8-44/13-135
FLORIDA A&M	7-15/3-13	1-3/0-3	35:46/24:14	11:32	5.3/1.7	6.5/4.4	5.7/2.8	3-34.3/7-37.6	7-61/6-63
Savannah State	3-12/4-19	0-1/0-2	30:40/29:20	1:20	3.6/2.4	8.8/2.8	6.0/2.6	7-43.7/10-42.2	9-97/10-102
<b>Totals</b>	<b>53-149/59-166</b>	<b>9-26/7-21</b>	<b>328:56/331:04</b>	<b>-2:08</b>	<b>3.8/3.6</b>	<b>6.8/5.4</b>	<b>5.3/4.4</b>	<b>58-39.5/58-39.7</b>	<b>867/740</b>

Note: Game totals are displayed in the format TEAM/OPPONENT for each category



**Game #1 - Hampton 35, Kentucky State 20**  
**September 5, 2015 - Hampton, Va.**  
**Armstrong Stadium (6,354)**

HAMPTON, Va. – David Watford and Twarn Mixson provided most of the offense for the Hampton University football team on Saturday evening at Armstrong Stadium, leading the Pirates to a 35-20 win over Kentucky State.

Watford completed 22 of 37 passes for 345 yards and five touchdowns in his Pirates debut – and four of those touchdown passes went to Mixson, who also caught a team-high seven passes for a career-high 135 yards.

Rashawn Proctor caught five passes for 77 yards.

Watford's performance marked the second time in the last three games, dating back to last season, that a Pirates quarterback had five touchdown passes in a game (Jerrell Antoine vs. Bethune-Cookman last season).

His 345 passing yards are the ninth-most in a single game in program history.

The Pirates (1-0) won their first season opener since 2011, when they defeated Alabama A&M 21-20 in Chicago, Ill.

After Kentucky State missed a 45-yard field goal on the game's opening drive, the kick falling short, the Pirates took over and went 72 yards in six plays before Watford hit Mixson for a 15-yard score with 10:39 left in the first quarter.

After the Thorobreds opened the second quarter with a three-and-out – and Darious Banks gave Hampton prime field position with a good punt return – the Pirates went 36 yards in seven plays to take a 14-0 lead when Watford hit Dwayne Garrett on a dump pass and Garrett took it 18 yards for the score.

Hampton then forced another three-and-out before Watford capped off a 5-play, 48-yard drive with a 23-yard touchdown pass to Mixson.

The Pirates led 21-0 with 7:17 left in the first half.

Kentucky State had a 15-play, 67-yard drive toward the end of the half, cutting Hampton's lead to 21-3 with 1:00 left in the second quarter following a 30-yard field goal from Turner Warren.

That field goal kicked off a string of 17 unanswered points for the Thorobreds, as the momentum carried into the third quarter. Hampton went scoreless on its first two drives of the half, while Kentucky State scored touchdowns on each of its first two drives in the quarter.

With 7:14 left in the third quarter, the Thorobreds (0-1) had cut Hampton's lead to 21-17.

But the Pirates responded on the ensuing drive, going 68 yards in nine plays – including a 28-yard strike from Watford to Proctor. After the Pirates drove into Kentucky State territory, and the Thorobreds committed penalties on three straight plays, Watford found Mixson on a slant that ended 25 yards later in the endzone.

That score put Hampton up 28-17 with 3:49 left in the third quarter.

Warren hit a 33-yard field goal with 12:07 left in the game to cut the lead to 28-20, before the two teams traded three-and-outs.

Hampton's big strike came with 8:29 remaining; after the Pirates recovered their own fumble just shy of midfield, Watford threw a high-arching spiral down the middle of the field and right into Mixson's hands. Fifty-five yards later, the Pirates led 35-20.

Watford and Mixson were a big reason why the Pirates racked up 402 yards of total offense, while Hampton's defense racked up six sacks on a night where the pressure on Kentucky State quarterback Ora Johnson was almost constant.

Keith McAfee and Tyrone Ward each had a team-high nine tackles, while McAfee and Miles Grooms each had 2.0 tackles for loss. Grooms had 1.5 of the team's six total sacks, and he also had four of the Pirates' seven quarterback hurries.

Jaston George had an interception.

Score by Quarters	1	2	3	4	Score	
Kentucky State.....	0	3	14	3	20	Record: (0-1)
Hampton.....	7	14	7	7	35	Record: (1-0)

**Scoring Summary:**

**1st** 10:39 HAM - MIXSON, Twarn 15 yd pass from WATFORD, David (BROWN, Adam kick), 6-72 1:52, KSUF 0 - HAM 7  
**2nd** 11:24 HAM - GARRETT, Dwayne 18 yd pass from WATFORD, David (BROWN, Adam kick), 6-36 2:10, KSUF 0 - HAM 14  
 07:17 HAM - MIXSON, Twarn 23 yd pass from WATFORD, David (BROWN, Adam kick), 4-48 1:45, KSUF 0 - HAM 21  
 01:00 KSUF - Turner Warren 30 yd field goal, 14-67 6:11, KSUF 3 - HAM 21  
**3rd** 10:19 KSUF - Reginal Harris 10 yd pass from Ora Johnson (Turner Warren kick), 4-23 2:02, KSUF 10 - HAM 21  
 07:14 KSUF - Ora Johnson 7 yd run (Turner Warren kick), 5-42 2:22, KSUF 17 - HAM 21  
 03:49 HAM - MIXSON, Twarn 25 yd pass from WATFORD, David (BROWN, Adam kick), 9-68 3:16, KSUF 17 - HAM 28  
**4th** 12:07 KSUF - Turner Warren 33 yd field goal, 13-55 6:34, KSUF 20 - HAM 28  
 08:29 HAM - MIXSON, Twarn 55 yd pass from WATFORD, David (BROWN, Adam kick), 3-61 1:03, KSUF 20 - HAM 35

	KSUF	HAM
FIRST DOWNS.....	22	22
RUSHES-YARDS (NET).....	42-135	25-65
PASSING YDS (NET).....	189	335
Passes Att-Comp-Int.....	39-21-1	37-22-3
TOTAL OFFENSE PLAYS-YARDS.....	81-324	62-400
Fumble Returns-Yards.....	0-0	0-0
Punt Returns-Yards.....	1--1	1-14
Kickoff Returns-Yards.....	6-114	5-107
Interception Returns-Yards....	3-3	1-14
Punts (Number-Avg).....	4-33.8	2-20.5
Fumbles-Lost.....	1-0	1-0
Penalties-Yards.....	7-58	11-91
Possession Time.....	36:34	23:26
Third-Down Conversions.....	7 of 18	7 of 12
Fourth-Down Conversions.....	1 of 3	1 of 3
Red-Zone Scores-Chances.....	4-4	2-3
Sacks By: Number-Yards.....	0-0	6-33

**RUSHING:** Kentucky State-Kyle Jackson 16-93; Ora Johnson 14-35; Reginal Harris 4-9; Lavelle Cloyd 1-2; Alex Springs 6-1; TEAM 1-minus 5. Hampton-DUKES, Christopher 12-38; CARTER, Eric 6-27; WATFORD, David 2-7; POWELL, Chase 1-6; GARRETT, Dwayne 3-5; FABER-KINNEY, Christi 1-minus 18.

**PASSING:** Kentucky State-Ora Johnson 15-26-1-131; Alex Springs 6-13-0-58. Hampton-WATFORD, David 22-37-3-335.

**RECEIVING:** Kentucky State-Reginal Harris 4-56; Lavelle Cloyd 4-36; Corey Slaughter 3-35; Derek Woodmore 3-10; Vaughn Caine 2-22; Charles Johnson 2-14; Justin Favors 2-11; Kyle Jackson 1-5. Hampton-MIXSON, Twarn 7-135; PROCTOR, Rashawn 5-77; DUKES, Christopher 3-28; SHORTER, Leon 2-57; GARRETT, Dwayne 1-18; RIDDICK, Rayshad 1-11; CARTER, Eric 1-6; GOODING, Sequan 1-2; POWELL, Chase 1-1.

**INTERCEPTIONS:** Kentucky State-Jermaine Graham 2-3; Raymond Malone 1-0. Hampton-GEORGE, Jaston 1-14.

**FUMBLES:** Kentucky State-Ora Johnson 1-0. Hampton-DUKES, Christopher 1-0.

**Game #2 - Richmond 31, Hampton 28**  
**September 12, 2015 - Hampton, Va.**  
**Armstrong Stadium (3,515)**

HAMPTON, Va. – Despite three touchdown passes from quarterback David Watford, the Hampton University football team fell to Richmond 31-28 on a stormy Saturday afternoon at Armstrong Stadium.

The Pirates are now 1-1 on the season.

Watford finished the day with 239 yards on 17-for-33 in the air. Twarn Mixson, the reigning MEAC Offensive Player of the Week, caught five passes for 93 yards and a touchdown – while also passing for a touchdown.

Rashawn Proctor caught two touchdown passes, finishing the day with 58 yards on four catches.

Richmond turned the ball over on the game's opening possession, as Breon Key nabbed an interception at midfield and returned the ball 35 yards. On the ensuing play, Mixson threw a 15-yard touchdown pass to Proctor to give the Pirates a 7-0 lead at the 13:14 mark.

Later in the first quarter, the Pirates took a 14-0 lead when Watford found Mixson on a 15-yard strike to wrap up a 7-play, 51-yard drive.

With 2:33 left in the first quarter, Richmond got on the board on a 1-yard score from Jacobi Green to cut the Pirates' lead to 14-7. But Hampton answered on the ensuing drive, going 87 yards in 17 plays before Watford hit Shakim Alonzo from five yards out.

With 10:33 left in the half, the Pirates led 21-7.

Richmond cut the lead to 21-10 with 26 seconds left in the half after a 44-yard field goal from Peter Yoder.

The Spiders (1-1) also scored on its first possession of the second half, cutting the Pirates' lead to 21-16 after Kyle Lauletta hit Porter Abell from 16 yards out. Richmond went for two after the score and the conversion failed.

The Pirates answered on the ensuing possession, going 67 yards in nine plays. Watford threw his third touchdown pass of the afternoon, a 30-yard score to Proctor with 2:42 left in the third quarter to put Hampton ahead 28-16.

But Richmond scored 15 unanswered points in the fourth quarter – cutting the lead to 28-23 with 14:53 left in the fourth quarter on a 12-yard run from Seth Fisher, before taking the lead with 10:58 remaining, when Lauletta found Reggie Diggs for a 38-yard touchdown.

Jaston George led the Pirates defense with eight tackles, while Tyrone Ward and Joshua Thorne each added seven stops. Miles Grooms and Charles Owens each had a sack.

Key's interception was the lone turnover of the game.

Score by Quarters	1	2	3	4	Score	
Richmond.....	7	3	6	15	31	Record: (1-1)
Hampton.....	14	7	7	0	28	Record: (1-1)

**Scoring Summary:**

**1st** 13:14 HAM - PROCTOR, Rashawn 15 yd pass from MIXSON, Twarn (BROWN, Adam kick), 1-15 0:06, UR 0 - HAM 7  
 06:46 HAM - MIXSON, Twarn 15 yd pass from WATFORD, David (BROWN, Adam kick), 7-51 3:13, UR 0 - HAM 14  
 02:33 UR - Jacobi Green 1 yd run (Peter Yoder kick), 7-75 4:08, UR 7 - HAM 14  
**2nd** 10:33 HAM - ALONZO, Shakim 5 yd pass from WATFORD, David (BROWN, Adam kick), 17-87 6:54, UR 7 - HAM 21  
 00:26 UR - Peter Yoder 44 yd field goal, 8-40 3:16, UR 10 - HAM 21  
**3rd** 06:02 UR - Porter Abell 16 yd pass from Kyle Lauletta (Kyle Lauletta pass failed), 12-85 4:35, UR 16 - HAM 21  
 02:42 HAM - PROCTOR, Rashawn 30 yd pass from WATFORD, David (BROWN, Adam kick), 8-67 3:16, UR 16 - HAM 28  
**4th** 14:53 UR - Seth Fisher 12 yd run (Peter Yoder kick), 9-71 2:42, UR 23 - HAM 28  
 10:58 UR - Reggie Diggs 36 yd pass from Kyle Lauletta (Jacobi Green rush), 4-65 0:58, UR 31 - HAM 28

	UR	HAM
FIRST DOWNS.....	28	19
RUSHES-YARDS (NET).....	41-171	27-98
PASSING YDS (NET).....	263	254
Passes Att-Comp-Int.....	35-22-1	34-18-0
TOTAL OFFENSE PLAYS-YARDS.....	76-434	61-352
Fumble Returns-Yards.....	0-0	0-0
Punt Returns-Yards.....	1-0	1-20
Kickoff Returns-Yards.....	4-91	4-50
Interception Returns-Yards....	0-0	1-37
Punts (Number-Avg).....	3-48.0	4-42.5
Fumbles-Lost.....	0-0	0-0
Penalties-Yards.....	5-47	11-97
Possession Time.....	33:52	26:08
Third-Down Conversions.....	4 of 11	8 of 14
Fourth-Down Conversions.....	2 of 2	1 of 2
Red-Zone Scores-Chances.....	3-4	3-3
Sacks By: Number-Yards.....	0-0	2-14

**RUSHING:** Richmond-Seth Fisher 15-85; Jacobi Green 12-47; David Broadus 5-33; Kyle Lauletta 6-10; Caleb Drake 1-0; TEAM 2-minus 4.  
 Hampton-DUKES, Christopher 14-51; WATFORD, David 6-31; GARRETT, Dwayne 6-17; TEAM 1-minus 1.

**PASSING:** Richmond-Kyle Lauletta 22-35-1-263. Hampton-WATFORD, David 17-33-0-239; MIXSON, Twarn 1-1-0-15.

**RECEIVING:** Richmond-Brian Brown 8-106; Reggie Diggs 8-94; Jacobi Green 2-35; Porter Abell 2-15; Nick Holloway 1-7; Stephon Jacob 1-6.  
 Hampton-MIXSON, Twarn 5-93; PROCTOR, Rashawn 4-58; SHORTER, Leon 3-64; GOODING, Sequan 2-11; RIDDICK, Rayshad 1-11; DUKES, Christopher 1-7; ALONZO, Shakim 1-5; OWENS, Drew 1-5.

**INTERCEPTIONS:** Richmond-None. Hampton-KEY, Breon 1-37.

**FUMBLES:** Richmond-None. Hampton-None.



**Game #3 - Hampton 37, Howard 19**  
**September 18, 2015 - Washington, D.C.**  
**RFK Stadium (16,342)**

WASHINGTON, D.C. — In racking up almost 500 yards of total offense Friday night at historic RFK Stadium, the Hampton University football team defeated rival Howard 37-19 in the AT&T Nation's Football Classic and celebrated a milestone.

In what was the program's 1,000th all-time game, Hampton picked up its 550th win.

The Pirates (2-1, 1-0 MEAC) also snapped Howard's four-game winning streak in the series.

Hampton amassed 460 total yards of offense in the game — a season-high 181 of which came on the ground. Four of the Pirates' five touchdowns on the night came on the ground — two of them from quarterback David Watford.

Watford rushed 12 times for 58 yards, while also completing 22 of 36 passes for 279 yards and a score. He has nine touchdown passes in three games this season, and he has yet to be sacked.

Christopher Dukes rushed 13 times for a team-best 70 yards and his first touchdown of the season.

Dwayne Garrett also had a rushing touchdown.

Twarn Mixson led the Pirates on the receiving end, catching six passes for 119 yards. Thomas Allen caught Watford's lone touchdown pass of the night.

After Howard failed to score on the game's opening drive, the Pirates went 87 yards in five plays, taking a 7-0 lead with 10:10 left in the first quarter after Watford hit Allen from 21 yards. Howard turned the ball over on the ensuing possession when Jamie Cunningham threw an interception to Jaston George.

From there, Hampton went on a 16-play, 72-yard drive that ate up nearly eight minutes before Watford scored on his first rushing touchdown of the season — a 9-yard scamper. The PAT failed, giving the Pirates a 13-0 lead with 16 seconds left in the first quarter.

Howard's first touchdown of the season came with 1:13 left in the half, when Aquinas Freeman rushed 35 yards for the score. The two-point conversion cut Hampton's lead to 13-8.

But Hampton got the ball back on its own 43-yard line and 1:05 on the clock, marching into field goal territory before Adam Brown connected on a 30-yarder as time expired in the half to send the Pirates into the locker room with a 16-8 lead.

The Pirates opened the second half by going 75 yards in 12 plays, taking a 23-8 lead after Dukes scored from four yards out.

But a Hampton turnover later in the third quarter set up Howard's next score — a 39-yard field goal from John Fleck that cut the Pirates' lead to 23-11 at the 6:05 mark.

Brendan Cole intercepted Cunningham in the opening moments of the fourth quarter, giving the Pirates the ball at Howard's 30-yard line. It took Hampton six plays to cash in on that turnover, and when Watford ran into the endzone from three yards out with 12:19 left, Hampton had a 30-11 lead.

After both teams punted on their respective possessions, Howard went on its most sustained drive of the night, taking 10 plays to go 83 yards before Cunningham threw a 19-yard touchdown pass to Matthew Colvin with 8:10 remaining to cut the lead to 30-19 after the two-point conversion.

But the Pirates answered on the ensuing drive; after a 9-play, 75-yard trek down the field, Garrett ran in from three yards out to give Hampton a 37-19 lead with 3:09 left to play.

Howard started the ensuing drive in Hampton territory, thanks to a lengthy return and a penalty, but Cunningham fumbled three plays later — with George recovering. Howard got the ball back after forcing a turnover on the next possession, but the Bison (0-3, 0-1 MEAC) could not convert and turned the ball over on downs.

Tyrone Ward led the Pirates defense with 10 tackles, 1.5 for loss, and a forced fumble.

The Pirates forced three fumbles, recovering one, and had three interceptions on the night.

Keith McAfee had 3.0 tackles for loss and a sack, while also forcing a fumble.

George, Cole, and Dereon Carr had the Pirates' interceptions; Hampton came into the contest leading the MEAC in picks on defense.

Score by Quarters	1	2	3	4	Score	
Howard.....	0	8	3	8	19	Record: (0-3,0-1)
Hampton.....	13	3	7	14	37	Record: (2-1,1-0)

**Scoring Summary:**

**1st** 10:10 HAM - ALLEN,Thomas 21 yd pass from WATFORD,David (BROWN,Adam kick), 4-87 1:49, HOW 0 - HAM 7

00:16 HAM - WATFORD,David 9 yd run (BROWN,Adam kick failed), 15-72 7:51, HOW 0 - HAM 13

**2nd** 01:13 HOW - FREEMAN,Aquanius 35 yd run (FREEMAN,Aquanius rush), 5-46 1:32, HOW 8 - HAM 13

00:00 HAM - BROWN,Adam 30 yd field goal, 7-44 1:05, HOW 8 - HAM 16

**3rd** 10:01 HAM - DUKES,Christopher 4 yd run (BROWN,Adam kick), 11-75 4:59, HOW 8 - HAM 23

06:05 HOW - FLECK,John 39 yd field goal, 4-2 1:53, HOW 11 - HAM 23

**4th** 12:19 HAM - WATFORD,David 3 yd run (BROWN,Adam kick), 5-30 2:16, HOW 11 - HAM 30

08:10 HOW - COLVIN,Matthew 19 yd pass from CUNNINGHAM,Jamie (FREEMAN,Aquanius pass from CUNNINGHAM,Jami), 9-83 2:26, HOW 19 - HAM 30

03:09 HAM - GARRETT,Dwayne 3 yd run (BROWN,Adam kick), 9-75 5:01, HOW 19 - HAM 37

	HOW	HAM
FIRST DOWNS.....	19	25
RUSHES-YARDS (NET).....	33-165	41-181
PASSING YDS (NET).....	168	279
Passes Att-Comp-Int.....	36-20-3	36-22-2
TOTAL OFFENSE PLAYS-YARDS.....	69-333	77-460
Fumble Returns-Yards.....	0-0	1-16
Punt Returns-Yards.....	2-23	0-0
Kickoff Returns-Yards.....	6-115	1-35
Interception Returns-Yards....	2-13	3-9
Punts (Number-Avg).....	5-32.8	4-40.0
Fumbles-Lost.....	3-2	2-2
Penalties-Yards.....	6-55	9-94
Possession Time.....	25:09	34:51
Third-Down Conversions.....	5 of 14	7 of 14
Fourth-Down Conversions.....	0 of 1	2 of 2
Red-Zone Scores-Chances.....	1-2	5-5
Sacks By: Number-Yards.....	0-0	1-12

**RUSHING:** Howard-FREEMAN,Aquanius 18-129; CUNNINGHAM,Jamie 9-26;

PLEASANT,Donnell 3-7; TYSON,Rodney 3-0; MERCER,Robert 0-3.

Hampton-DUKES,Christopher 13-70; WATFORD,David 12-58; POWELL,Chase 7-37; GARRETT,Dwayne 5-16; ALLEN,Thomas 1-4; TEAM 2-0; RIDDICK,Rayshad 1-minus 4.

**PASSING:** Howard-CUNNINGHAM,Jamie 20-36-3-168. Hampton-WATFORD,David 22-36-2-279.

**RECEIVING:** Howard-FREEMAN,Aquanius 6-19; COLVIN,Matthew 5-39; AVERY,Jalen 3-24; WILLIAMS,Myles 2-34; MERCER,Robert 2-24; LEMONIER,Guy 1-26; TYSON,Rodney 1-2. Hampton-MIXSON,Twarn 6-119; SHORTER,Leon 5-34; GOODING,Sequan 2-35; RIDDICK,Rayshad 2-20; POWELL,Chase 2-17; GARRETT,Dwayne 2-minus 3; ALLEN,Thomas 1-21; OWENS,Drew 1-19; PROCTOR,Rashawn 1-17.

**INTERCEPTIONS:** Howard-HUNT,Travon 2-13. Hampton-GEORGE,Jaston 1-9; CARR,Dereon 1-0; COLE,Brendan 1-0.

**FUMBLES:** Howard-CUNNINGHAM,Jamie 2-1; FREEMAN,Aquanius 1-1. Hampton-DUKES,Christopher 1-1; SHORTER,Leon 1-1.

**Game #4 - Norfolk State 24, Hampton 14****September 26, 2015 - Norfolk, Va.****Dick Price Stadium (6,549)**

NORFOLK, Va. – Turnovers proved to be an issue for the Hampton University football team, which fell 24-14 to rival Norfolk State in the annual Battle of the Bay on Saturday afternoon at a soggy Dick Price Stadium.

The Pirates fell to 2-2 overall and 1-1 in MEAC play this season.

David Watford threw a touchdown pass for the fourth straight game to open the season, despite throwing three interceptions and being sacked twice. He completed 21 of 44 passes for 180 yards; five of those passes went to Rashawn Proctor for a team-high 53 yards.

Rayshad Riddick caught three passes for 49 yards and a touchdown. Chris Dukes had a rushing touchdown for the Pirates, while Dwayne Garrett rushed for a team-high 54 yards on eight carries.

The Pirates had 320 yards of total offense.

The game was scoreless through the first five possessions, before the Spartans (1-3, 1-0 MEAC) took advantage of a Hampton turnover with a 3-play, 23-yard drive that ended in Gerald Johnson 23-yard touchdown that gave Norfolk State a 7-0 lead with 5:03 left in the first quarter.

But the Pirates responded with 14 unanswered points in the second quarter. The scoring started with 7:03 left in the half, when Dukes scored from seven yards out to cap a 15-play, 90-yard drive and tie the game at 7-7.

Later in the quarter, the Pirates went 80 yards in 13 plays, taking a 14-7 lead after Watford hit Riddick from 10 yards out.

The Pirates took that lead into the half.

Norfolk State opened the second half with a 14-play, 69-yard drive that ended with a 42-yard field goal from Cameron Marouf that cut the Pirates' lead to 14-10. Hampton's first possession of the half ended in a three-and-out, before the Spartans scored on the ensuing drive, taking a 17-14 lead with 3:16 left in the third quarter when Greg Hankerson hit Isaac White from 12 yards out.

Another Hampton interception followed, which Norfolk State turned into a 4-play, 38-yard drive that ended with a 2-yard scoring rush from Quintrell Chung that put the Spartans up 24-14.

Allen Ramsey picked off Hankerson in the fourth quarter, giving the Pirates possession with 10:25 left in the game. But Hampton turned the ball over on downs.

The Pirates' last two drives ended in an interception and a lost fumble.

Tyrone Ward led the Pirates defense with nine tackles, while Joshua Thorne added eight tackles – three for a loss – and a sack.

Score by Quarters	1	2	3	4	Score	
Hampton.....	0	14	0	0	14	Record: (2-2,1-1)
Norfolk State.....	7	0	17	0	24	Record: (1-3,1-0)

**Scoring Summary:**

**1st** 05:03 NSU - JOHNSON, Gerard 23 yd run (MAROUF, Cameron kick), 2-23 0:14, HAM 0 - NSU 7

**2nd** 07:03 HAM - DUKES, Christopher 7 yd run (BROWN, Adam kick), 14-90 5:43, HAM 7 - NSU 7

00:53 HAM - RIDDICK, Rayshad 10 yd pass from WATFORD, David (BROWN, Adam kick), 12-80 3:45, HAM 14 - NSU 7

**3rd** 07:41 NSU - MAROUF, Cameron 24 yd field goal, 13-69 7:14, HAM 14 - NSU 10

03:16 NSU - WHITE, Isaac 12 yd pass from HANKERSON, Greg (MAROUF, Cameron kick), 9-69 3:56, HAM 14 - NSU 17

01:09 NSU - CHUNG, Quintrell 2 yd run (MAROUF, Cameron kick), 3-38 1:07, HAM 14 - NSU 24

	HAM	NSU
FIRST DOWNS.....	18	14
RUSHES-YARDS (NET).....	33-140	39-153
PASSING YDS (NET).....	180	176
Passes Att-Comp-Int.....	44-21-3	28-13-1
TOTAL OFFENSE PLAYS-YARDS.....	77-320	67-329
Fumble Returns-Yards.....	0-0	0-0
Punt Returns-Yards.....	2--2	3-14
Kickoff Returns-Yards.....	3-20	2-38
Interception Returns-Yards....	1-0	3-34
Punts (Number-Avg).....	5-39.4	5-39.0
Fumbles-Lost.....	1-1	0-0
Penalties-Yards.....	3-30	4-35
Possession Time.....	29:15	30:45
Third-Down Conversions.....	4 of 16	7 of 15
Fourth-Down Conversions.....	2 of 5	0 of 2
Red-Zone Scores-Chances.....	2-2	3-5
Sacks By: Number-Yards.....	2-17	2-18

**RUSHING:** Hampton-GARRETT, Dwayne 8-54; DUKES, Christopher 10-40; WATFORD, David 10-22; POWELL, Chase 3-13; MIXSON, Twarn 2-11. Norfolk State-JOHNSON, Gerard 20-119; HANKERSON, Greg 10-24; CHUNG, Quintrell 6-14; TEAM 3-minus 4.

**PASSING:** Hampton-WATFORD, David 21-44-3-180. Norfolk State-HANKERSON, Greg 13-28-1-176.

**RECEIVING:** Hampton-PROCTOR, Rashawn 5-53; POWELL, Chase 4-8; RIDDICK, Rayshad 3-49; GARRETT, Dwayne 3-32; SHORTER, Leon 3-21; MIXSON, Twarn 2-17; DUKES, Christopher 1-0. Norfolk State-WHITE, Isaac 3-67; SANGSTER, D. 3-34; FUNDERBURK, Q. 2-39; JOHNSON, Gerard 2-27; TAYLOR, Marcus 2-7; CHUNG, Quintrell 1-2.

**INTERCEPTIONS:** Hampton-RAMSEY, Allen 1-0. Norfolk State-KING, Deon 1-26; WILLIAMS, D. 1-8; ARCHIE, Kyle 1-0.

**FUMBLES:** Hampton-WATFORD, David 1-1. Norfolk State-None.

## Game #5 – North Carolina A&T 45, Hampton 31

October 3, 2015 – Hampton, Va.

Armstrong Stadium (2,139)

HAMPTON, Va. – The Hampton University football team overcame a 17-point half-time deficit on Saturday afternoon at Armstrong Stadium, but North Carolina A&T used special teams and defense to take a 45-31 win.

The Pirates fell to 2-3 overall and 1-2 in MEAC play.

David Watford threw for 242 yards and three touchdowns; he has at least one touchdown pass in every game so far this season, and he threw five passes to T.J. Mixson for 136 yards and a score.

Chris Dukes carried the ball six times for 85 yards.

The Pirates outgained North Carolina A&T (3-1, 1-0 MEAC) 431-187 in total offense.

After the Aggies took a 31-14 lead into the half, the Pirates opened the third quarter with possession and proceeded to march 67 yards in 10 plays, cutting the lead to 31-21 after Watford hit Rayshad Riddick from 13 yards out with 10:06 left in the quarter.

On the Aggies' first possession of the half, the Pirates defense forced a fumble that Owen Obasuyi recovered. Hampton then cut the lead to 31-24 on a 35-yard field goal from Adam Brown at the 6:00 mark.

In the fourth quarter, the Pirates tied the game on a quick two-play drive. Watford hit Mixson for 48 yards to start the drive, before Mixson took a fake reverse and hit SeQuan Gooding from 19 yards out with 12:08 left to play.

But Khris Gardin gave the Aggies the lead back with 5:56 left, running back a punt 71 yards for the touchdown. That score gave N.C. A&T a 38-31 lead.

On the ensuing drive, Marcus Albert intercepted Watford and returned the ball to the 1-yard line. Four plays later, Tariq Cohen scored his third rushing touchdown of the day to give the Aggies a 45-31 lead.

Cohen had 107 yards rushing on the day.

The Aggies started the scoring around the mid point of the first quarter, capping a 7-play, 45-yard drive with a 6-yard touchdown run from quarterback Kwashaun Quick. The Pirates answered on the ensuing possession, needing just four plays to go 83 yards before Watford hit Shakim Alonzo to tie the game.

Dukes had a 72-yard run in that drive to get the Pirates in the red zone.

The Aggies answered with 10 straight points: a 37-yard field goal from Cody Jones and a 13-yard touchdown run from Cohen that put N.C. A&T up 17-7 with 14:37 left in the first half.

Hampton followed with an 8-play, 80-yard drive that ended when Watford hit Mixson from 32 yards out. Mixson's sixth touchdown reception of the season cut the lead to 17-14 with 10:45 left in the second quarter.

Joshua Patrick put the Aggies up 24-14 with a 19-yard fumble recovery with 8:02 left in the half, before Cohen added a 3-yard touchdown run to end a 4-play, 14-yard drive set up by a long punt return from Gardin.

That gave the Aggies a 31-14 lead that they took into the half.

Tyrone Ward led the Pirates defense with seven tackles. Obasuyi had two sacks and three tackles for loss.

Score by Quarters	1	2	3	4	Score	
North Carolina A&T..	10	21	0	14	45	Record: (3-1,1-0)
Hampton.....	7	7	10	7	31	Record: (2-3,1-2)

### Scoring Summary:

**1st** 08:27 NCAT - QUICK,Kwashaun 6 yd run (JONES,Cody kick), 7-45 2:27, NCAT 7 - HAM 0  
06:49 HAM - ALONZO,Shakim 10 yd pass from WATFORD,David (BROWN,Adam kick), 4-83 1:32, NCAT 7 - HAM 7  
01:40 NCAT - JONES,Cody 37 yd field goal, 10-45 5:09, NCAT 10 - HAM 7  
**2nd** 14:37 NCAT - COHEN,Tarik 13 yd run (JONES,Cody kick), 1-13 0:08, NCAT 17 - HAM 7  
10:45 HAM - MIXSON,Tworn 32 yd pass from WATFORD,David (BROWN,Adam kick), 8-80 3:44, NCAT 17 - HAM 14  
08:02 NCAT - JONES,Deion 19 yd fumble recovery (JONES,Cody kick), , NCAT 24 - HAM 14  
03:50 NCAT - COHEN,Tarik 3 yd run (JONES,Cody kick), 4-14 1:55, NCAT 31 - HAM 14  
**3rd** 10:06 HAM - RIDDICK,Rayshad 13 yd pass from WATFORD,David (BROWN,Adam kick), 10-67 4:45, NCAT 31 - HAM 21  
06:00 HAM - BROWN,Adam 35 yd field goal, 8-14 3:00, NCAT 31 - HAM 24  
**4th** 12:08 HAM - GOODING,Sequan 19 yd pass from MIXSON,Tworn (BROWN,Adam kick), 2-67 0:42, NCAT 31 - HAM 31  
05:56 NCAT - GARDIN,Khris 71 yd punt return (JONES,Cody kick), , NCAT 38 - HAM 31  
03:17 NCAT - COHEN,Tarik 2 yd run (JONES,Cody kick), 3-1 1:14, NCAT 45 - HAM 31

	NCAT	HAM
FIRST DOWNS.....	13	22
RUSHES-YARDS (NET).....	38-92	31-170
PASSING YDS (NET).....	95	261
Passes Att-Comp-Int.....	22-10-0	41-19-1
TOTAL OFFENSE PLAYS-YARDS.....	60-187	72-431
Fumble Returns-Yards.....	1-19	0-0
Punt Returns-Yards.....	4-203	0-0
Kickoff Returns-Yards.....	3-73	5-115
Interception Returns-Yards....	1-18	0-0
Punts (Number-Avg).....	5-43.2	6-46.3
Fumbles-Lost.....	3-1	1-1
Penalties-Yards.....	7-75	14-114
Possession Time.....	27:19	32:41
Third-Down Conversions.....	7 of 16	2 of 12
Fourth-Down Conversions.....	1 of 1	1 of 3
Red-Zone Scores-Chances.....	5-7	4-5
Sacks By: Number-Yards.....	1-7	3-28

**RUSHING:** North Carolina A&T-COHEN,Tarik 22-107; RAYNARD,Lamar 5-3; THOMPSON,Keevon 3-0; TEAM 2-minus 4; QUICK,Kwashaun 6-minus 14.  
Hampton-DUKES,Christopher 6-85; WATFORD,David 16-45; GARRETT,Dwayne 7-42; ALLEN,Thomas 1-1; POWELL,Chase 1-minus 3.

**PASSING:** North Carolina A&T-RAYNARD,Lamar 6-13-0-62; QUICK,Kwashaun 4-9-0-33. Hampton-WATFORD,David 18-40-1-242; MIXSON,Tworn 1-1-0-19.

**RECEIVING:** North Carolina A&T-KEYES,Denzel 3-36; COHEN,Tarik 2-15; GABRIEL,Caleb 2-12; GARDIN,Khris 2-7; SWANN,Dequan 1-25.  
Hampton-MIXSON,Tworn 5-136; GOODING,Sequan 5-51; RIDDICK,Rayshad 3-34; GARRETT,Dwayne 2-19; POWELL,Chase 2-10; ALONZO,Shakim 1-10; DUKES,Christopher 1-1.

**INTERCEPTIONS:** North Carolina A&T-ALBERT,Marcus 1-18. Hampton-None.

**FUMBLES:** North Carolina A&T-QUICK,Kwashaun 2-1; SWANN,Dequan 1-0. Hampton-POWELL,Chase 1-1.

**Game #6 - Hampton 21, Delaware State 7**  
**October 10, 2015 - Hampton, Va.**  
**Armstrong Stadium (7,010)**

HAMPTON, Va. — The Hampton University football team's defense came to the forefront in Saturday's Homecoming game against Delaware State at Armstrong Stadium, as the Pirates came away with a 21-7 win.

It was Hampton's fourth Homecoming win in the last five seasons.

The Pirates improved to 3-3 overall and 2-2 in MEAC play.

Hampton's defense had another strong game, holding the Hornets to just 256 yards of total offense — 61 of which were on the ground. The Pirates also took advantage of Delaware State's lone turnover of the day, turning it into points.

Miles Grooms led the way with eight tackles — 3.5 for loss — and two sacks. He also had a pair of quarterback hurries. Devan Johnson, Tyrone Ward, Joshua Thorne, and Charles Owens each had six tackles.

Keith McAfee also had a sack.

On the offensive end, David Watford went 19-for-29 through the air — a 65.5 completion percentage — and a touchdown, while also rushing for a touchdown.

He ran nine times for 39 yards.

Christopher Dukes was Hampton's top rusher, carrying the ball 15 times for 85 yards.

Twarn Mixson was Hampton's top receiver on Saturday, catching seven passes for 72 yards. Rayshad Riddick (40 yards), Rashawn Proctor (34 yards), and Leon Shorter (28 yards) each had three catches — with Proctor recording a touchdown catch.

The Pirates had 355 yards of total offense.

Hampton struck first with 6:21 left in the first quarter, when Watford found the left edge and scored from 27 yards out. The first score of the game gave Watford his third rushing touchdown of the season and capped a 4-play, 62-yard drive.

Three of those four plays were runs.

After Delaware State (0-5, 0-2 MEAC) went three-and-out, the Pirates went 82 yards in seven plays, taking a 14-0 lead with 1:47 left in the quarter after Watford hit Proctor from nine yards.

It was Proctor's third touchdown reception of the season.

That 14-0 score held through the half and the third quarter, partly because of Delaware State's inability to move the ball on offense. Two times, the Hornets had chances inside the redzone, and both times, they came away empty.

Wisdom Nzidee missed a 27-yard field goal in the second quarter, before having a 26-yard attempt blocked by Chaka Diarrassouba in the third quarter.

Early in the fourth quarter, the Hornets found themselves with another prime scoring opportunity after Logan Westcott intercepted Watford at the Delaware State 20-yard line and returned it 72 yards all the way to the Pirates' 8-yard line.

But on the next play, Gil Rivera flung a pitch over Kobie Lain's head. Oral Varcciann scooped up the loose ball and returned it 83 yards for Hampton's third touchdown of the day.

That score put Hampton up 21-0 with 10:04 remaining.

Delaware State scored on its final possession of the game, when Rivera ran into the endzone from 10 yards out with 2:00 left in the contest. That score prevented the Pirates from shutting out the Hornets for the second straight season.

Score by Quarters	1	2	3	4	Score	
Delaware State.....	0	0	0	7	7	Record: (0-5,0-2)
Hampton.....	14	0	0	7	21	Record: (3-3,2-2)

**Scoring Summary:**

**1st** 06:21 HAM - WATFORD, David 27 yd run (BROWN, Adam kick), 4-62 1:38, DSU 0 - HAM 7  
 01:47 HAM - PROCTOR, Rashawn 9 yd pass from WATFORD, David (BROWN, Adam kick), 7-82 2:52, DSU 0 - HAM 14  
**4th** 10:04 HAM - VARCCIANN, Oral 83 yd fumble recovery (BROWN, Adam kick), , DSU 0 - HAM 21  
 02:00 DSU - RIVERA, Gil 10 yd run (NZIDEE, Wisdom kick), 6-64 1:22, DSU 7 - HAM 21

	DSU	HAM
FIRST DOWNS.....	15	19
RUSHES-YARDS (NET).....	35-61	31-161
PASSING YDS (NET).....	195	194
Passes Att-Comp-Int.....	28-17-0	30-19-1
TOTAL OFFENSE PLAYS-YARDS.....	63-256	61-355
Fumble Returns-Yards.....	0-0	1-83
Punt Returns-Yards.....	2-5	1-2
Kickoff Returns-Yards.....	3-64	0-0
Interception Returns-Yards....	1-72	0-0
Punts (Number-Avg).....	7-41.7	6-36.3
Fumbles-Lost.....	3-1	1-0
Penalties-Yards.....	7-69	9-96
Possession Time.....	29:11	30:49
Third-Down Conversions.....	3 of 13	4 of 13
Fourth-Down Conversions.....	1 of 2	0 of 1
Red-Zone Scores-Chances.....	1-4	1-1
Sacks By: Number-Yards.....	2-14	3-23

**RUSHING:** Delaware State-JACKSON, Jamaal 13-21; CHEUNG, Dae-Hon 3-17; JACKSON, Nagee 4-15; OBAD0, Esayah 1-9; WILLIAMS, Jeremiah 1-8; TYLER, Kesselly 3-4; ALLEYNE, Brycen 2-3; LAIN, Kobie 2-2; RIVERA, Gil 6-minus 18. Hampton-DUKES, Christopher 15-85; WATFORD, David 9-39; GARRETT, Dwayne 6-37; RIDDICK, Rayshad 1-0.

**PASSING:** Delaware State-RIVERA, Gil 14-24-0-183; OBAD0, Esayah 3-4-0-12. Hampton-WATFORD, David 19-29-1-194; MIXSON, Twarn 0-1-0-0.

**RECEIVING:** Delaware State-SCOTT, Aris 7-140; ABRAMS, Kamal 4-23; JACKSON, Jamaal 2-minus 5; CHEUNG, Dae-Hon 1-13; FRASIER, Morris 1-12; ALLEYNE, Brycen 1-6; GOLSON, Malik 1-6. Hampton-MIXSON, Twarn 7-72; RIDDICK, Rayshad 3-40; PROCTOR, Rashawn 3-34; SHORTER, Leon 3-28; GOOD-ING, Sequan 2-22; DUKES, Christopher 1-minus 2.

**INTERCEPTIONS:** Delaware State-WESCOTT, Logan 1-72. Hampton-None.

**FUMBLES:** Delaware State-RIVERA, Gil 1-1; JACKSON, Jamaal 1-0; LAIN, Kobie 1-0. Hampton-GARRETT, Dwayne 1-0.

**Game #7 - Hampton 20, Morgan State 10**  
**October 17, 2015 - Baltimore, Md.**  
**Hughes Stadium (7,749)**

BALTIMORE, Md. — Last season, Morgan State spoiled Homecoming for the Hampton University football team.

Saturday saw the Pirates exact revenge against the defending MEAC co-champions, as Hampton beat Morgan State during the Bears' Homecoming 20-10 at Hughes Stadium.

Hampton improved to 4-3 overall and 3-2 in MEAC play.

David Watford's string of consecutive games with a touchdown pass extended once more, as he completed 17 of his 30 passes for 206 yards — throwing completions to six different receivers. He also ran seven times for 22 yards.

Rashawn Proctor racked up a team-high 87 receiving yards on three catches — including an 80-yard touchdown. Twarn Mixson had a team-high six catches for 53 yards.

Christopher Dukes ran 12 times for 78 yards, averaging 6.5 yards per carry.

Jason George led the Pirates on defense with eight tackles, and Miles Grooms disrupted the backfield to the tune of two sacks and three quarterback hurries. Chaka Diarrassouba had an interception, while the Pirates forced three lost fumbles.

In addition to four turnovers, Morgan State (3-3, 3-1 MEAC) had just 276 yards on total offense.

After a missed field goal from the Bears, the Pirates struck first with 4:06 left in the first quarter, when Watford hit Proctor from 80 yards to put Hampton up 7-0.

Morgan State had driven into the red zone on the ensuing possession, only to have Moses Killon fumble the ball. Darius Banks recovered the fumble and ran it back 83 yards to put the Pirates up 14-0 with 12:34 left in the first half.

Diarrassouba intercepted Skillon on the Bears' next possession, before Watford threw an interception of his own on the ensuing play. That gave the Bears their first scoring drive of the afternoon, when Chris Moller kicked a 49-yard field goal to cut the lead to 14-3.

Adam Brown kicked a field goal of his own, a 33-yard boot, as the clock expired to give the Pirates a 17-3 halftime lead.

Morgan State's only touchdown of the game came with 4:57 left in the third quarter, when Andrew King returned a punt 66 yards to cut the Pirates' lead to 17-10.

But the Pirates put the game out of reach in the fourth quarter, thanks to a 16-play, 70-yard drive that took 8:26 off the clock. The drive ended with Brown's second field goal of the contest, a 31-yard boot that put Hampton up 20-10.

Morgan State then went 47 yards in 10 plays before Moller missed a 42-yard field goal that would've made it a one-score game.

Hampton took over with 1:35 left and ran out the clock for its second straight win.

Score by Quarters	1	2	3	4	Score
Hampton.....	7	10	0	3	20 <b>Record: (4-3,3-2)</b>
Morgan State.....	0	3	7	0	10 <b>Record: (3-3,3-1)</b>

**Scoring Summary:**

**1st** 04:06 HAM - PROCTOR,Rashawn 80 yd pass from WATFORD,David (BROWN,Adam kick), 1-80 0:13, HAM 7 - MSU 0

**2nd** 12:34 HAM - BANKS,Darius 83 yd fumble recovery (BROWN,Adam kick), , HAM 14 - MSU 0

08:25 MSU - MOLLER,Chris 49 yd field goal, 4-3 1:43, HAM 14 - MSU 3

00:00 HAM - BROWN,Adam 33 yd field goal, 4-38 0:22, HAM 17 - MSU 3

**3rd** 04:57 MSU - KING,Andrew 66 yd punt return (MOLLER,Chris kick), , HAM 17 - MSU 10

**4th** 04:01 HAM - BROWN,Adam 31 yd field goal, 15-70 8:26, HAM 20 - MSU 10

	HAM	MSU
FIRST DOWNS.....	18	18
RUSHES-YARDS (NET).....	30-108	36-135
PASSING YDS (NET).....	206	141
Passes Att-Comp-Int.....	30-17-1	36-17-1
TOTAL OFFENSE PLAYS-YARDS.....	60-314	72-276
Fumble Returns-Yards.....	1-83	0-0
Punt Returns-Yards.....	1-1	3-128
Kickoff Returns-Yards.....	2-49	3-41
Interception Returns-Yards....	1-20	1-0
Punts (Number-Avg).....	5-37.0	3-37.0
Fumbles-Lost.....	0-0	5-3
Penalties-Yards.....	12-104	6-59
Possession Time.....	28:49	31:11
Third-Down Conversions.....	3 of 12	5 of 15
Fourth-Down Conversions.....	0 of 2	1 of 3
Red-Zone Scores-Chances.....	2-3	0-4
Sacks By: Number-Yards.....	4-19	0-0

**RUSHING:** Hampton-DUKES,Christopher 12-78; GARRETT,Dwayne 6-26; WATFORD,David 7-22; GILES,Javaris 1-1; MIXSON,Twarn 1-1; TEAM 3-minus 20. Morgan State-JOHNSON,Orlando 20-90; FISK,Ricky 4-40; SKILLON,Moses 10-10; BANKS,Marcolm 1-3; TEAM 1-minus 8.

**PASSING:** Hampton-WATFORD,David 17-30-1-206. Morgan State-SKILLON,Moses 17-36-1-141.

**RECEIVING:** Hampton-MIXSON,Twarn 6-53; SHORTER,Leon 4-37; PROCTOR,Rashawn 3-87; RIDDICK,Rayshad 2-21; DUKES,Christopher 1-8; GOODING,Sequan 1-0. Morgan State-FISK,Ricky 6-45; JOHNSON,Orlando 4-23; KING,Andrew 2-21; GENTRY,Brian 2-17; MALBROUGH,L 1-18; AKONAWA,Eme 1-11; BANKS,Marcolm 1-6.

**INTERCEPTIONS:** Hampton-DIARRASSOUBA,Chaka 1-20. Morgan State-GAYNOR,Mike 1-0.

**FUMBLES:** Hampton-None. Morgan State-SKILLON,Moses 2-1; JOHNSON,Orlando 2-1; TEAM 1-1.



**Game #8 - William & Mary 40, Hampton 7**  
**October 24, 2015 - Williamsburg, VA**  
**Zable Stadium (11,736)**

WILLIAMSBURG, Va. – The Hampton University football team had its two-game winning streak snapped on Saturday afternoon at Zable Stadium, as William & Mary won 40-7.

The Pirates fell to 4-4 overall on the season.

David Watford completed 11 of his 28 yards for 123 yards and a touchdown – extending his streak of eight straight games with a touchdown pass this season. Four of those completions went to Shakim Alonzo for 38 yards.

Twarn Mixson caught two passes for 69 yards and a touchdown.

Charles Owens led the Pirates defense with nine tackles, two of which were for a loss. Chaka Diarrassouba and Tyrone Ward each had eight tackles.

Keith McAfee had Hampton's only sack on defense.

In a first quarter that saw both teams struggle to move the ball, the nationally-ranked Tribe (5-2) held a 9-0 lead after a trio of field goals – from 37, 25, and 47 yards – from Nick Dorka.

The first touchdown of the game came with 12:07 left in the second quarter, when Kendell Anderson capped off a 5-play, 48-yard drive with a 1-yard touchdown run to put William & Mary up 16-0.

Hampton followed with a three-and-out, before the Tribe went 61 yards in 10 plays before Steve Cluley found DeVonte Dedmon from 17 yards out to put them up 23-0 with 6:32 left in the first half.

Mikal Abdur-Saboor ran into the endzone from three yards out with 43 seconds left in the half, capping off a 10-play, 69-yard drive that sent William & Mary into the locker room at the half with a 30-0 lead.

The Pirates got on the scoreboard for the only time with 4:19 left in the third quarter, when Watford connected with Mixson for a 48-yard touchdown pass – Mixson's seventh of the season – to cap off a 6-play, 80-yard drive.

Cluley put William & Mary on top 37-7 with a 14-yard run with 16 seconds left in the third quarter.

A Dorka 27-yard field goal – his fourth of the game – put the Tribe up 40-7 with 10:31 left in the game.

Score by Quarters	1	2	3	4	Score	
Hampton.....	0	0	7	0	7	Record: (4-4,3-2)
William and Mary....	9	21	7	3	40	Record: (5-2,3-1)

**Scoring Summary:**

**1st** 09:29 WM - Nick Dorka 37 yd field goal, 7-41 2:35, HAM 0 - WM 3  
 05:36 WM - Nick Dorka 25 yd field goal, 6-22 3:04, HAM 0 - WM 6  
 00:55 WM - Nick Dorka 47 yd field goal, 7-6 2:25, HAM 0 - WM 9  
**2nd** 12:07 WM - K. Anderson 1 yd run (Nick Dorka kick), 5-48 2:09, HAM 0 - WM 16  
 06:32 WM - DeVonte Dedmon 17 yd pass from Steve Cluley (Nick Dorka kick), 9-61 3:38, HAM 0 - WM 23  
 00:43 WM - M. Abdur-Saboor 3 yd run (Nick Dorka kick), 9-69 2:01, HAM 0 - WM 30  
**3rd** 04:19 HAM - MIXSON,Twarn 48 yd pass from WATFORD,David (BROWN,Adam kick), 6-80 2:50, HAM 7 - WM 30  
 00:16 WM - Steve Cluley 14 yd run (Nick Dorka kick), 8-64 4:03, HAM 7 - WM 37  
**4th** 10:31 WM - Nick Dorka 27 yd field goal, 10-43 4:23, HAM 7 - WM 40

	HAM	WM
FIRST DOWNS.....	9	26
RUSHES-YARDS (NET).....	24-27	53-282
PASSING YDS (NET).....	123	244
Passes Att-Comp-Int.....	28-11-2	33-21-0
TOTAL OFFENSE PLAYS-YARDS.....	52-150	86-526
Fumble Returns-Yards.....	0-0	0-0
Punt Returns-Yards.....	1-5	3-38
Kickoff Returns-Yards.....	3-30	0-0
Interception Returns-Yards....	0-0	2-22
Punts (Number-Avg).....	10-41.7	4-38.0
Fumbles-Lost.....	1-0	1-1
Penalties-Yards.....	8-39	5-42
Possession Time.....	21:58	38:02
Third-Down Conversions.....	2 of 12	7 of 17
Fourth-Down Conversions.....	0 of 1	0 of 1
Red-Zone Scores-Chances.....	0-0	7-7
Sacks By: Number-Yards.....	1-11	3-33

**RUSHING:** Hampton-GARRETT,Dwayne 9-46; DUKES,Christopher 9-16; FABER-KINNEY,Christi 1-2; WATFORD,David 5-minus 37. William and Mary-K. Anderson 22-191; M. Abdur-Saboor 14-47; Jonathan Dunn 9-31; Steve Cluley 3-5; Tommy McKee 1-5; Jhalil Mosley 2-2; Isaiah Kinder 2-1.

**PASSING:** Hampton-WATFORD,David 11-28-2-123. William and Mary-Steve Cluley 21-32-0-244; Tommy McKee 0-1-0-0.

**RECEIVING:** Hampton-ALONZO,Shakim 4-38; RIDDICK,Rayshad 3-19; MIXSON,Twarn 2-69; GOODING,Sequan 1-4; DUKES,Christopher 1-minus 7. William and Mary-C. Reeves 5-94; DeVonte Dedmon 5-37; Andrew Caskin 4-37; M. Abdur-Saboor 2-21; Matt Snizek 2-13; Jack Armstrong 1-27; K. Anderson 1-13; Kevin Hart 1-2.

**INTERCEPTIONS:** Hampton-None. William and Mary-Matt Ahola 1-26; Houston-Carson 1-minus 4.

**FUMBLES:** Hampton-WATFORD,David 1-0. William and Mary-K. Anderson 1-1.

**Game #9 - South Carolina State 34, Hampton 20**  
**October 31, 2015 - Orangeburg, SC**  
**Oliver C. Dawson Stadium (19,821)**

ORANGEBURG, S.C. – The Hampton University football team's three-game road swing ended at Oliver C. Dawson Stadium on Saturday, as South Carolina State won 34-20.

The Pirates fell to 4-5 overall and 3-3 in conference play.

Jerrell Antoine, making his first start of the season, completed 17 of 32 passes for 223 yards and two touchdowns. SeQuan Gooding caught five of those passes for a team-high 80 yards and a touchdown, while Twarn Mixson caught a team-high seven passes for 61 yards.

Mixson also threw a touchdown pass.

Christopher Dukes had 49 rushing yards on 14 carries; Dwayne Garrett had 48 yards on eight carries.

Joshua Thorne led the Pirates defense with 12 tackles, including three for loss. Justin Williams recorded his first interception of the season for the Bulldogs' lone turnover of the game.

The Pirates had 348 yards of total offense, but S.C. State (5-3, 4-1 MEAC) gained 369 yards.

The Bulldogs scored on their first possession of the game, capitalizing on a blocked punt with a 4-play, 15-yard drive that ended on a 20-yard touchdown pass from Caleb York to Taquan West to give S.C. State a 7-0 lead.

S.C. State later went on an 8-play, 76-yard drive that spanned the end of the first quarter into the second, going up 14-0 with 14:10 left in the half after York hit West from 39 yards out.

That score held through the end of the first half.

The Bulldogs got possession to open the third quarter, proceeding to go 83 yards in 13 plays before York threw his third touchdown of the game – a 9-yard strike to Lynard Jamison that put S.C. State up 21-0 with 9:37 left in the third quarter.

Hampton responded with its first scoring drive of the afternoon, going 50 yards in 10 plays before Mixson hit Antoine from 19 yards out with 4:33 left in the quarter. A missed PAT cut the Bulldogs' lead to 21-6.

But the Bulldogs answered immediately, when Antonio Hamilton returned the ensuing kickoff 89 yards to put S.C. State up 28-6 with 4:18 left in the quarter.

A 32-yard field goal from Tyler Scandrett put S.C. State up 31-6 with 1:23 left in the third quarter.

Hampton then embarked on an 8-play drive that spilled into the fourth quarter – and was aided by a roughing-the-punter penalty – before Antoine hit Rayshad Riddick from 25 yards out to cut S.C. State's lead to 31-13 with 13:24 remaining.

The Bulldogs answered on the ensuing possession, going up 34-13 on a 28-yard field goal from Scandrett.

After that drive, Antoine drove the Pirates down the field – recording completions of 42 and 21 yards, the latter going to Gooding for a touchdown that cut the lead to 34-20 with 8:28 left to play.

After the Pirates forced S.C. State to punt on the ensuing possession, Hampton was driving again deep into Bulldogs territory before Antoine was intercepted with 1:33 left to play.

Score by Quarters	1	2	3	4	Score	
Hampton.....	0	0	6	14	20	Record: (4-5,3-3)
SC State.....	7	7	17	3	34	Record: (5-3,4-1)

**Scoring Summary:**

**1st** 12:19 SCSU - WEST,Taquan 20 yd pass from YORK,Caleb (SCANDRETT,Tyler kick), 4-15 1:19, HAM 0 - SCSU 7  
**2nd** 14:10 SCSU - WEST,Taquan 39 yd pass from YORK,Caleb (SCANDRETT,Tyler kick), 9-76 2:54, HAM 0 - SCSU 14  
**3rd** 09:37 SCSU - JAMISON,Lynard 9 yd pass from YORK,Caleb (SCANDRETT,Tyler kick), 13-83 5:23, HAM 0 - SCSU 21  
04:33 HAM - ANTOINE,Jerrell 19 yd pass from MIXSON,Twarn (BROWN,Adam kick failed), 10-50 4:55, HAM 6 - SCSU 21  
04:18 SCSU - HAMILTON,Antoni 89 yd kickoff return (SCANDRETT,Tyler kick), , HAM 6 - SCSU 28  
01:23 SCSU - SCANDRETT,Tyler 32 yd field goal, 6-52 1:10, HAM 6 - SCSU 31  
**4th** 13:24 HAM - RIDDICK,Rayshad 25 yd pass from ANTOINE,Jerrell (BROWN,Adam kick), 3-31 0:45, HAM 13 - SCSU 31  
09:12 SCSU - SCANDRETT,Tyler 28 yd field goal, 11-42 4:12, HAM 13 - SCSU 34  
08:28 HAM - GOODING,Sequan 21 yd pass from ANTOINE,Jerrell (BROWN,Adam kick), 2-63 0:33, HAM 20 - SCSU 34

	HAM	SCSU
FIRST DOWNS.....	21	19
RUSHES-YARDS (NET).....	39-46	41-197
PASSING YDS (NET).....	242	172
Passes Att-Comp-Int.....	34-18-1	26-14-1
TOTAL OFFENSE PLAYS-YARDS.....	73-288	67-369
Fumble Returns-Yards.....	0-0	0-0
Punt Returns-Yards.....	2-26	1-16
Kickoff Returns-Yards.....	5-151	3-96
Interception Returns-Yards....	1-0	1-0
Punts (Number-Avg).....	6-36.3	5-42.0
Fumbles-Lost.....	1-1	1-0
Penalties-Yards.....	8-44	13-135
Possession Time.....	34:33	25:27
Third-Down Conversions.....	6 of 17	7 of 15
Fourth-Down Conversions.....	1 of 3	1 of 1
Red-Zone Scores-Chances.....	1-3	4-4
Sacks By: Number-Yards.....	0-0	11-72

**RUSHING:** Hampton-DUKES,Christopher 14-49; GARRETT,Dwayne 8-48; ANTOINE,Jerrell 17-minus 51. SC State-SIMMONS,Jalen 21-135; LEWIS-FREEMAN, 9-39; TAYLOR,Justin 4-17; PETTIWAY,Jerom 1-10; BROWN, Dondre 1-1; TEAM 2-1; KOLLOCK JR,Adri 1-minus 3; YORK,Caleb 2-minus 3.

**PASSING:** Hampton-ANTOINE,Jerrell 17-32-1-223; MIXSON,Twarn 1-2-0-19. SC State-YORK,Caleb 14-26-1-172.

**RECEIVING:** Hampton-MIXSON,Twarn 7-61; GOODING,Sequan 5-80; POWELL,- Chase 4-57; RIDDICK,Rayshad 1-25; ANTOINE,Jerrell 1-19. SC State-HEMINGWAY,Tema 5-59; JAMISON,Lynard 5-28; WEST,Taquan 3-80; SIMMONS,Jalen 1-5.

**INTERCEPTIONS:** Hampton-WILLIAMS,Justin 1-0. SC State-PAULING,Chris 1-0.

**FUMBLES:** Hampton-ANTOINE,Jerrell 1-1. SC State-KOLLOCK JR,Adri 1-0.

**Game #10 - Hampton 33, Florida A&M 0**  
**November 7, 2015 - Hampton, VA**  
**Armstrong Stadium (2,211)**

HAMPTON, Va. – The defense turned in its best performance of 2015 as Hampton University football celebrated Senior Day on Saturday at Armstrong Stadium, blanking Florida A&M 33-0.

The Pirates improved to 5-5 overall and 4-3 in MEAC play this season.

Hampton recorded its first shutout since defeating Delaware State 23-0 last season, and the Pirates held Florida A&M to just 168 yards of total offense. It marked a season best in yards allowed for the Pirates, who held North Carolina A&T to 187 yards on Oct. 3.

The Rattlers (1-8, 1-5 MEAC) managed just 62 rushing yards.

Joshua Thorne led the Pirates defense with a season-high 12 tackles (four solo), while Miles Grooms celebrated his final home game with eight tackles – four for loss – a sack, two quarterback hurries, and a pass breakup.

Keith McAfee also had a sack to go along with 2.5 tackles for loss.

JaMari Cord forced a fumble and recovered it in the first quarter.

On offense, running back Dwayne Garrett carried the ball 20 times for a career-high 147 yards and a touchdown – including a game-long 58-yard scamper in the fourth quarter. Christopher Dukes had 95 yards on 12 carries.

Both Dukes and Garrett averaged over seven yards a carry.

Jerrell Antoine threw two touchdown passes, while David Watford continued his streak of throwing a touchdown pass in every game he's played this season.

Hampton racked up 421 yards of total offense, despite the damp conditions, with a season-high 266 of those yards coming on the ground. Saturday was Hampton's first game this season in which it cracked 200 rushing yards.

Hampton struck first with 1:30 left in the first quarter, when Adam Brown connected on a 39-yard field goal. It was the first of two field goals for Brown on the afternoon, who also hit from 36 yards in the third quarter.

The first touchdown of the game came with 8:43 left in the first half, when Antoine found Twarn Mixson from 35 yards out to cap a 6-play, 80-yard drive and give the Pirates a 10-0 lead. Mixson pulled in his eighth touchdown reception of the season.

Antoine later hit Shakim Alonzo on a high-arching back-shoulder throw into the corner of the end zone from 16 yards out, giving Hampton a 17-0 lead with 27 seconds left in the first half.

The Pirates held that lead at the half.

Brown's second field goal of the day was the first score of the second half for the Pirates, coming at the 11:11 mark of the third quarter, and it put Hampton up 20-0.

Watford led the Pirates on a 7-play, 61-yard drive in the opening minutes of the fourth quarter before finding Kentrell Richards for a 3-yard touchdown in the corner of the endzone. Brown's PAT put the Pirates up 27-0.

After FAMU drove into Hampton territory and sputtered out, the Pirates marched 95 yards down the field in nine plays – six of which were rushes by Garrett. His 58-yard run was the highlight of the drive, before Garrett later scored from three yards out.

A bad snap on the PAT left Hampton up 33-0.

Score by Quarters	1	2	3	4	Score	
Florida A&M.....	0	0	0	0	0	Record: (1-8,1-5)
Hampton.....	3	14	3	13	33	Record: (5-5,4-3)

**Scoring Summary:**

**1st** 01:30 HAM - BROWN,Adam 39 yd field goal, 10-32 5:03, FAMU 0 - HAM 3  
**2nd** 08:43 HAM - MIXSON,Twarn 35 yd pass from ANTOINE,Jerrell (BROWN,Adam kick), 6-80 3:41, FAMU 0 - HAM 10  
00:27 HAM - ALONZO,Shakim 16 yd pass from ANTOINE,Jerrell (BROWN,Adam kick), 2-11 0:11, FAMU 0 - HAM 17  
**3rd** 11:11 HAM - BROWN,Adam 36 yd field goal, 10-39 3:42, FAMU 0 - HAM 20  
**4th** 12:21 HAM - RICHARD,Kentrel 3 yd pass from WATFORD,David (BROWN,Adam kick), 7-61 3:23, FAMU 0 - HAM 27  
05:32 HAM - GARRETT,Dwayne 3 yd run (FABER-KINNEY,Christi pass failed), 8-95 3:42, FAMU 0 - HAM 33

	FAMU	HAM
FIRST DOWNS.....	16	20
RUSHES-YARDS (NET).....	37-62	50-266
PASSING YDS (NET).....	106	155
Passes Att-Comp-Int.....	24-12-0	24-8-0
TOTAL OFFENSE PLAYS-YARDS.....	61-168	74-421
Fumble Returns-Yards.....	0-0	0-0
Punt Returns-Yards.....	2-5	0-0
Kickoff Returns-Yards.....	4-79	1-32
Interception Returns-Yards....	0-0	0-0
Punts (Number-Avg).....	7-37.6	3-34.3
Fumbles-Lost.....	3-1	0-0
Penalties-Yards.....	6-63	7-61
Possession Time.....	24:14	35:46
Third-Down Conversions.....	3 of 13	7 of 15
Fourth-Down Conversions.....	0 of 3	1 of 3
Red-Zone Scores-Chances.....	0-1	4-5
Sacks By: Number-Yards.....	1-9	2-23

**RUSHING:** Florida A&M-BOWERS,Devin 20-78; COLEMAN,Kenneth 4-16; HEARNS,Gerald 5-11; ROYAL,Carson 6-minus 20; TEAM 2-minus 23.  
Hampton-GARRETT,Dwayne 20-147; DUKES,Christopher 12-95; POWELL,Chase 4-21; ANTOINE,Jerrell 10-3; WATFORD,David 2-3; TEAM 2-minus 3.

**PASSING:** Florida A&M-COLEMAN,Kenneth 8-16-0-88; ROYAL,Carson 4-8-0-18.  
Hampton-ANTOINE,Jerrell 5-16-0-128; WATFORD,David 3-8-0-27.

**RECEIVING:** Florida A&M-WILLIAMS,Montav 5-72; JONES,Jairockei 2-23; NOIRD,Desmond 2-5; BOWERS,Devin 2-2; HEARNS,Gerald 1-4. Hampton-MIXSON,Twarn 3-100; GARRETT,Dwayne 1-18; ALONZO,Shakim 1-16; DUKES,Christopher 1-12; CHAMBERS,Leon 1-6; RICHARD,Kentrel 1-3.

**INTERCEPTIONS:** Florida A&M-None. Hampton-None.

**FUMBLES:** Florida A&M-ROYAL,Carson 1-0; HEARNS,Gerald 1-1; TEAM 1-0. Hampton-None.

## Game #11 - Hampton 42, Savannah State 3 November 14, 2015 - Savannah, GA Ted A. Wright Stadium (2,940)

SAVANNAH, Ga. – Another masterful defensive performance, along with four touchdowns from quarterback David Watford, gave the Hampton University football team a 42-3 win over Savannah State on Saturday at Ted A. Wright Stadium.

The Pirates finished the season at 6-5 and 5-3 in MEAC play, clinching their first winning season since 2011.

Watford completed 17 of 30 passes for the Pirates, racking up 263 yards and four scores. He wound up one shy of his season high in touchdown passes (Kentucky State), and Watford wound up with 21 touchdown passes on the season, second-most in program history.

Christopher Dukes rushed for a team-high 84 yards on 16 carries.

Twarn Mixson hauled in nine receptions for 172 yards – both career highs – and a touchdown. SeQuan Gooding had two touchdown receptions, catching five passes for 75 yards.

Rayshad Riddick also had a touchdown reception.

The Pirates racked up 389 yards of total offense, while the defense held Savannah State to just 173 yards and forced three turnovers. It marked the third time this season that Hampton's defense has held a team to less than 200 yards of total offense.

Tyrone Ward led a balanced attack on defense with seven tackles, while Joshua Thorne finished with six tackles. Thorne finished with 301 career tackles, fifth-most in program history.

Hampton struck first with 3:14 left in the first quarter, when Watford threw a 40-yard touchdown pass to Mixson to cap off a 3-play, 54-yard drive. Watford followed that with a 5-yard touchdown pass to Gooding with 11:00 left in the second quarter to give the Pirates a 14-0 lead.

Hampton took that lead into the half.

The defense got in on the act in the third quarter, when Brendan Cole returned an interception 32 yards to give Hampton a 21-0 lead with 2:09 left.

Two of the three interceptions Savannah State threw came in the third quarter.

John Barron put the Tigers (1-8, 1-6 MEAC) on the board with a 28-yard field goal with 14:20 left in the fourth quarter. Savannah State had gotten prime field position on a fumble recovery, but the Tigers only went one yard in four plays before the field goal.

Gooding's second touchdown reception of the game came with 5:03 left, when he caught a 30-yard pass from Watford, capping a 4-play, 28-yard drive and giving the Pirates a 28-3 lead.

Hampton needed just four plays to go 56 yards on its next drive, taking a 35-3 lead with 2:23 left after Watford hit Riddick from 10 yards out.

The last score came with six seconds left, when Riddick ran a punt back 72 yards to put Hampton up 42-3. It was Hampton's first punt return for a touchdown since Jeremy Gilchrest ran one back against North Carolina A&T in 2008.

Score by Quarters	1	2	3	4	Score	
Hampton.....	7	7	7	21	42	Record: (6-5,5-3)
Savannah State.....	0	0	0	3	3	Record: (1-8,1-6)

### Scoring Summary:

**1st** 03:14 HAM - MIXSON,Twarn 40 yd pass from WATFORD,David (BROWN,Adam kick), 3-54 1:13, HAM 7 - SSU 0  
**2nd** 11:00 HAM - GOODING,Sequan 5 yd pass from WATFORD,David (BROWN,Adam kick), 8-51 4:15, HAM 14 - SSU 0  
**3rd** 02:09 HAM - COLE,Brendan 32 yd interception return (BROWN,Adam kick), , HAM 21 - SSU 0  
**4th** 14:20 SSU - BARRON,John 28 yd field goal, 4-1 1:50, HAM 21 - SSU 3  
05:03 HAM - GOODING,Sequan 30 yd pass from WATFORD,David (BROWN,Adam kick), 4-28 2:06, HAM 28 - SSU 3  
02:23 HAM - RIDDICK,Rayshad 10 yd pass from WATFORD,David (BROWN,Adam kick), 3-56 1:43, HAM 35 - SSU 3  
00:06 HAM - RIDDICK,Rayshad 72 yd punt return (BROWN,Adam kick), , HAM 42 - SSU 3

	HAM	SSU
FIRST DOWNS.....	17	6
RUSHES-YARDS (NET).....	35-126	34-82
PASSING YDS (NET).....	263	91
Passes Att-Comp-Int.....	30-17-1	32-10-3
TOTAL OFFENSE PLAYS-YARDS.....	65-389	66-173
Fumble Returns-Yards.....	0-0	1--2
Punt Returns-Yards.....	5-67	1--3
Kickoff Returns-Yards.....	2-10	3-47
Interception Returns-Yards....	3-38	1-0
Punts (Number-Avg).....	7-43.7	10-42.2
Fumbles-Lost.....	2-2	4-0
Penalties-Yards.....	9-97	10-102
Possession Time.....	30:40	29:20
Third-Down Conversions.....	3 of 12	4 of 19
Fourth-Down Conversions.....	0 of 1	0 of 2
Red-Zone Scores-Chances.....	3-3	1-1
Sacks By: Number-Yards.....	1-12	3-24

**RUSHING:** Hampton-DUKES,Christopher 16-84; GARRETT,Dwayne 9-40; POWELL,Chase 3-5; MIXSON,Twarn 1-5; WATFORD,David 6-minus 8. Savannah State-SPAULDING,A. 11-54; WILLIAMS II,R. 14-34; PRUNTY,Leon 1-17; SXTON, Rashad 2-4; CAMPBELL,Jr.,K. 1-2; OLIVER,Urah 2-0; TEAM 1-minus 5; LIVINGSTON,J. 2-minus 24.

**PASSING:** Hampton-WATFORD,David 17-30-1-263. Savannah State-SPAULDING,A. 10-28-3-91; PRUNTY,Leon 0-3-0-0; CAMPBELL,Jr.,K. 0-1-0-0.

**RECEIVING:** Hampton-MIXSON,Twarn 9-172; GOODING,Sequan 5-75; RIDDICK,Rayshad 1-10; ALONZO,Shakim 1-5; POWELL,Chase 1-1. Savannah State-RAYMOND,A. 2-14; OLIVER,Urah 2-14; KIRKLAND,Derek 1-18; DEBEATHAM,D. 1-17; WILLIAMS II,R. 1-13; CARRERA,N. 1-9; HARRIS,J. 1-6; BAKER,Paris 1-0.

**INTERCEPTIONS:** Hampton-COLE,Brendan 1-32; RAMSEY,Allen 1-7; KEY,Breon 1-minus 1. Savannah State-BENNETT,Isaiah 1-0.

**FUMBLES:** Hampton-RIDDICK,Rayshad 1-1; MIXSON,Twarn 1-1. Savannah State-LIVINGSTON,J. 2-0; SPAULDING,A. 1-0; TEAM 1-0.



**OFFENSIVE PLAYER OF THE YEAR:** Tarik Cohen, North Carolina A&T State  
**DEFENSIVE PLAYER OF THE YEAR:** Javon Hargrave, South Carolina State  
**OFFENSIVE LINEMAN OF THE YEAR:** Brandon Parker, North Carolina A&T State  
**ROOKIE OF THE YEAR:** Dorrel McClain, North Carolina Central  
**COACH OF THE YEAR:** Terry Sims, Bethune-Cookman

**FIRST TEAM****Offense**

Pos	Name	CL	School	Hometown
QB	Quentin Williams	r-Sr.	Bethune-Cookman	Tampa, Fla.
RB	Tarik Cohen	Jr.	North Carolina A&T	Bunn, N.C.
RB	Dorrel McClain	r-Fr.	North Carolina Central	Cary, N.C.
WR	Jawill Davis	r-So.	Bethune-Cookman	Miami, Fla.
WR	Twarn Mixon	r-Jr.	Hampton	Charlotte, N.C.
TE	Tammarrick Hemmingway	r-Sr.	South Carolina State	Loris, S.C.
C	Carl Jones	r-Jr.	North Carolina Central	Nashville, Tenn.
OL	Dariusz Bladek	Sr.	Bethune-Cookman	Kissimmee, Fla.
OL	Brandon Parker	r-So.	North Carolina A&T	Kannapolis, N.C.
OL	Torian White	Sr.	Hampton	Inglewood, Calif.
OL	Javarius Leamon	r-Jr.	South Carolina State	Woodruff, S.C.

**Defense**

Pos	Name	CL	School	Hometown
DL	Javon Hargrave	Sr.	South Carolina State	Salisbury, N.C.
DL	Miles Grooms	Sr.	Hampton	Richmond, Va.
DL	Gabriel Sherrod	Jr.	Delaware State	Perryville, Md.
DL	Marquis Ragland	r-Jr.	North Carolina A&T	Fayetteville, N.C.
LB	Deon King	Sr.	Norfolk State	Reston, Va.
LB	Darius Leonard	r-So.	South Carolina State	Lakeview, S.C.
LB	Robert Way	r-Sr.	Bethune-Cookman	Belle Glade, Fla.
DB	Tony McRae	Sr.	North Carolina A&T	Laurinburg, N.C.
DB	C.J. Moore	Sr.	North Carolina Central	Raleigh, N.C.
DB	Marquis Drayton	r-Sr.	Bethune-Cookman	Ft. Lauderdale, Fla.
DB	D'Metrius Williams	Sr.	Norfolk State	Virginia Beach, Va.
P	Christian Kinney	r-Jr.	Hampton	Williamsburg, Va.
PK	Nigel Macauley	Fr.	North Carolina Central	Fayetteville, N.C.
RS	Khris Gardin	So.	North Carolina A&T	Morgantown, N.C.

**SECOND TEAM****Offense**

Pos.	Name	CL	School	Hometown
QB	David Watford	Gr.	Hampton	Hampton, Va.
RB	Anthony Jordan	Gr.	Bethune-Cookman	Atlanta, Ga.
RB	Jalen Simmons	Sr.	South Carolina State	Charlotte, N.C.
WR	Taquan West	Sr.	South Carolina State	Lexington, S.C.
WR	Denzel Keyes	Jr.	North Carolina A&T	Kinston, N.C.
TE*	Nathan Scruggs	r-Sr.	North Carolina Central	Jacksonville, Fla.
TE*	Myles Williams	r-Sr.	Howard	Perris, Calif.
TE*	Ja-Quan Lumas	r-So.	Bethune-Cookman	Orlando, Fla.
C	Michael Young	r-Jr.	Hampton	Atlanta, Ga.
OL	Clevonne Davis	Sr.	North Carolina Central	Miramar, Fla.
OL	Desmond Cooper	r-Jr.	North Carolina Central	Stafford, Va.
OL	Mike Phillips	Sr.	Norfolk State	Virginia Beach, Va.
OL	Toree Boyd	Jr.	Howard	Miami, Fla.

**Defense**

Pos.	Name	CL	School	Hometown
DL	Angelo Keyes	r-Jr.	North Carolina A&T	Kinston, N.C.
DL	Reggie Owens	Sr.	South Carolina State	Statesboro, Ga.
DL	Richard Mitchell	Sr.	North Carolina Central	Southaven, Miss.
DL	James Settles	r-Sr.	South Carolina State	McCormick, S.C.
LB	Denzel Jones	r-Sr.	North Carolina A&T	Greensboro, N.C.
LB	Donald Smith	r-Sr.	Bethune-Cookman	Tampa, Fla.
LB	Jordan Miles	r-Jr.	North Carolina Central	Woodbridge, Va.
DB	Chris Pauling	Sr.	South Carolina State	High Point, N.C.
DB	Ryan Smith	r-Sr.	North Carolina Central	Upper Marlboro, Md.
DB	Antonio Hamilton	r-Sr.	South Carolina State	Johnston, S.C.
DB	Travon Hunt	Jr.	Howard	Lawndale, N.C.
P	Jack Fleck	Sr.	Howard	Indianapolis, Ind.
*PK	Jack Fleck	Sr.	Howard	Indianapolis, Ind.
RS	Ryan Smith	r-Sr.	North Carolina Central	Upper Marlboro, Md.

**THIRD TEAM****Offense**

Pos.	Name	CL	School	Hometown
QB	Malcolm Bell	r-Jr.	North Carolina Central	Richmond, Va.
RB	Michael Jones	Jr.	Bethune-Cookman	Sarasota, Fla.
RB	Christopher Dukes	r-Sr.	Hampton	Mobile, Ala.
WR	Isaac White	Sr.	Norfolk State	Portsmouth, Va.
WR	Montavious Williams	r-Jr.	Florida A&M	Tallahassee, Fla.
TE	N/A			
C	Dominique Woods	Jr.	Morgan State	Skyline, Texas
OL	Zachary Giles	r-Sr.	North Carolina Central	Durham, N.C.
OL	Cooper Clarkin	Fr.	Morgan State	Middleton, Conn.
OL	Sean Fogarty	Fr.	Savannah State	Savannah, Ga.
OL	Devon Stainrod	Sr.	Savannah State	Baltimore, Md.

**Defense**

Pos.	Name	CL	School	Hometown
DL	Chris Lee	So.	Norfolk State	Woodbridge, Va.
DL	Michael Neal	Sr.	North Carolina A&T	Greensboro, N.C.
DL	Charles Owens	r-Sr.	Hampton	Upper Marlboro, Md.
DL	Damon Gresham-Chisolm	Sr.	Howard	Covington, Ga.
LB	Joshua Thorne	Sr.	Hampton	Oxon Hill, Md.
LB	Malik Harris	So.	Delaware State	Washington, D.C.
*LB	Akil Blount	Sr.	Florida A&M	Pittsburgh, Pa.
*LB	Dayshawn Taylor	r-So.	South Carolina State	Lincolnton, Ga.
DB	Marquis Boyan	Sr.	North Carolina A&T	Columbia, S.C.
DB	Peterson Janvier	Sr.	Morgan State	Immokalee, Fla.
DB	Craig Johnson	Jr.	Howard	Brooklyn, N.Y.
DB	Dalonte Hall	Sr.	Morgan State	Fort Washington, Md.
P	Jonathan Cagle	Jr.	Bethune-Cookman	Pensacola, Fla.
PK	Tyler Scandrett	So.	South Carolina State	Barnesville, Ga.
RS	Darius Banks	So.	Hampton	Newport News, Va.

\*Indicates Tie



## FINAL CONFERENCE STANDINGS

Standings	Conference	Pct.	PF	PA	Overall	Pct.	PF	PA	Home	Away	Neutral	Streak
N.C. A&T State	7-1	.875	241	105	10-2	.833	371	206	4-1	5-1	1-0	Won 1
Bethune-Cookman	7-1	.875	282	174	9-2	.818	345	275	5-0	3-2	1-0	Won 4
N.C. Central	7-1	.875	241	139	8-3	.727	327	233	4-1	4-2	0-0	Won 7
S.C. State	6-2	.750	242	102	7-4	.636	294	167	3-2	3-2	1-0	Won 2
Hampton	5-3	.625	218	142	6-5	.545	288	233	3-2	2-3	1-0	Won 2
Morgan State	4-4	.500	161	124	4-6	.400	182	254	2-2	2-4	0-0	Lost 1
Norfolk State	4-4	.500	154	180	4-7	.364	184	312	2-2	2-5	0-0	Won 1
Howard	1-7	.125	160	269	1-10	.091	169	408	1-3	0-6	0-1	Lost 3
Delaware State	1-7	.125	102	272	1-10	.091	158	380	1-4	0-6	0-0	Won 1
*Savannah State Univ	1-7	.125	132	319	1-9	.100	154	436	1-3	0-6	0-0	Lost 6
*Florida A&M	1-7	.125	123	230	1-10	.091	161	369	1-3	0-6	0-1	Lost 4

\* -ineligible

## TEAM STATISTICS

SCORING OFFENSE	G	TD	FG	XPT	2XP	DXP	Saf	Points	Avg/G
1. Bethune-Cookman	11	48	3	46	1	0	0	345	31.4
2. N.C. A&T State	12	49	9	46	0	0	2	371	30.9
3. N.C. Central	11	39	18	35	1	0	1	327	29.7
4. S.C. State	11	38	10	36	0	0	0	294	26.7
5. Hampton	11	39	6	36	0	0	0	288	26.2
6. Morgan State	10	24	5	23	0	0	0	182	18.2
7. Norfolk State	11	23	8	20	1	0	0	184	16.7
8. Savannah State	10	18	11	11	0	0	1	154	15.4
9. Howard	11	20	8	15	3	1	1	169	15.4
10. Florida A&M	11	20	7	20	0	0	0	161	14.6
11. Delaware State	11	23	2	12	1	0	0	158	14.4

SCORING DEFENSE	G	TD	FG	XPT	2XP	DXP	Saf	Points	Avg/G
1. S.C. State	11	21	6	17	1	0	2	167	15.2
2. N.C. A&T State	12	27	6	24	1	0	0	206	17.2
3. N.C. Central	11	29	11	24	0	0	1	233	21.2
4. Hampton	11	27	14	23	3	0	0	233	21.2
5. Bethune-Cookman	11	35	10	31	1	0	1	275	25.0
6. Morgan State	10	31	12	30	0	0	1	254	25.4
7. Norfolk State	11	40	10	40	0	0	1	312	28.4
8. Florida A&M	11	48	12	43	0	0	1	369	33.5
9. Delaware State	11	50	9	41	3	1	2	380	34.5
10. Howard	11	57	5	49	1	0	0	408	37.1
11. Savannah State	10	58	10	56	0	0	1	436	43.6

TOTAL OFFENSE	G	Rush	Pass	Plays	Yards	Avg/P	TD	Avg/G
1. Bethune-Cookman	11	2110	2785	700	4895	6.4	47	445.0
2. Hampton	11	1448	2502	734	3950	5.4	35	359.1
3. S.C. State	11	1673	2261	790	3934	5.0	28	357.6
4. N.C. Central	11	1922	1980	758	3902	5.1	33	354.7
5. Morgan State	10	1392	1900	666	3292	4.9	21	329.2
6. N.C. A&T State	12	2326	1579	821	3905	4.8	40	325.4
7. Norfolk State	11	1095	2052	700	3147	4.5	21	286.1
8. Florida A&M	11	847	2059	717	2906	4.1	17	264.2
9. Savannah State	10	1350	1111	647	2461	3.8	14	246.1
10. Delaware State	11	871	1682	667	2553	3.8	18	232.1
11. Howard	11	926	1521	672	2448	3.6	15	222.5

TOTAL DEFENSE	G	Rush	Pass	Plays	Yards	Avg/P	TD	Avg/G
1. North Carolina A&T	12	1034	2174	770	3208	4.2	24	267.3
2. South Carolina State	11	1502	1537	764	3039	4.0	19	276.3
3. Hampton	11	1535	1840	768	3375	4.4	23	306.8
4. Morgan State	10	1805	1640	635	3445	5.4	26	344.5
5. Bethune-Cookman	11	1819	2014	755	3833	5.1	30	348.5
6. N.C. Central	11	1388	2518	767	3906	5.1	28	355.1
7. Norfolk State	11	2089	2060	776	4149	5.3	39	377.2
8. Delaware State	11	2275	2046	787	4321	5.5	43	392.8
9. Howard	11	2139	2278	751	4417	5.9	49	401.5
10. Savannah State	10	2040	2346	708	4386	6.2	48	438.6
11. Florida A&M	11	2572	2621	848	5193	6.1	46	472.1

RUSHING OFFENSE	G	Att	Yards	Avg.	TD	Yards/G
1. North Carolina A&T	12	529	2326	4.4	24	193.8
2. Bethune-Cookman	11	480	2110	4.4	24	191.8
3. N.C. Central	11	446	1922	4.3	20	174.7
4. South Carolina State	11	428	1673	3.9	14	152.1
5. Morgan State	10	352	1392	4.0	12	139.2
6. Savannah State	10	379	1350	3.6	12	135.0
7. Hampton	11	366	1448	4.0	7	131.6
8. Norfolk State	11	349	1095	3.1	8	99.5
9. Howard	11	387	927	2.4	6	84.3
10. Delaware State	11	381	871	2.3	11	79.2
11. Florida A&M	11	338	847	2.5	7	77.0

RUSHING DEFENSE	G	Att	Yards	Avg.	TD	Yards/G
1. North Carolina A&T	12	401	1034	2.6	9	86.2
2. N.C. Central	11	410	1388	3.4	16	126.2
3. South Carolina State	11	450	1502	3.3	9	136.5
4. Hampton	11	429	1535	3.6	14	139.5
5. Bethune-Cookman	11	403	1819	4.5	15	165.4
6. Morgan State	10	381	1805	4.7	12	180.5
7. Norfolk State	11	466	2089	4.5	21	189.9
8. Howard	11	446	2139	4.8	29	194.5
9. Savannah State	10	406	2040	5.0	22	204.0
10. Delaware State	11	496	2275	4.6	22	206.8
11. Florida A&M	11	512	2572	5.0	25	233.8

PASS OFFENSE	G	Comp	Att	Int	Pct.	Yards	Avg.	TD	Avg/G
1. Bethune-Cookman	11	184	290	9	63.4	2785	9.6	23	253.2
2. Hampton	11	192	368	15	52.2	2502	6.8	28	227.5
3. South Carolina State	11	200	362	12	55.2	2261	6.2	14	205.5
4. Morgan State	10	161	314	7	51.3	1900	6.1	9	190.0
5. Florida A&M	11	187	379	13	49.3	2059	5.4	10	187.2
6. Norfolk State	11	177	351	6	50.4	2052	5.8	13	186.5
7. North Carolina Central	11	168	312	12	53.8	1980	6.3	12	180.0
8. Delaware State	11	142	286	12	49.7	1682	5.9	7	152.9
9. Howard	11	157	285	15	55.1	1521	5.3	9	138.3
10. North Carolina A&T	12	147	292	6	50.3	1579	5.4	16	131.6
11. Savannah State	10	119	268	14	44.4	1111	4.1	2	111.1

PASS DEFENSE	G	Comp	Att	Int	Pct.	Yards	Avg.	TD	Avg/G
1. South Carolina State	11	145	314	14	46.2	1537	4.9	10	139.7
2. Morgan State	10	128	254	6	50.4	1640	6.5	11	164.0
3. Hampton	11	177	339	11	52.2	1840	5.4	9	167.3
4. North Carolina A&T	12	193	369	12	52.3	2174	5.9	12	181.2
5. Bethune-Cookman	11	191	352	10	54.3	2014	5.7	15	183.1
6. Delaware State	11	167	291	8	57.4	2046	7.0	21	186.0
7. Norfolk State	11	181	310	12	58.4	2060	6.6	18	187.3
8. Howard	11	177	305	6	58.0	2278	7.5	20	207.1
9. N.C. Central	11	2-5	357	10	57.4	2518	7.1	12	288.9
10. Savannah State	10	167	302	10	55.3	2346	7.8	26	234.6
11. Florida A&M	11	200	336	7	59.5	2621	7.8	21	238.3

PASS EFFICIENCY	G	Comp	Att	Int	Pct.	Yards	TD	Effic.
1. Bethune-Cookman	11	184	290	9	63.4	2785	23	164.1
2. Hampton	11	192	368	15	52.2	2502	28	126.2
3. South Carolina State	11	200	362	12	55.2	2261	14	113.8
4. N.C. Central	11	168	312	12	53.8	1980	13	113.2
5. North Carolina A&T	12	147	292	6	50.3	1579	16	109.7
6. Norfolk State	11	177	351	6	50.4	2052	13	108.3
7. Morgan State	10	161	314	7	51.3	1900	9	107.1
8. Howard	11	157	285	15	55.1	1521	9	99.8
9. Delaware State	11	142	286	13	49.7	1682	7	98.0
10. Florida A&M	11	187	379	13	49.3	2059	10	96.8
11. Savannah State	10	119	268	14	44.4	1111	2	71.2

PASS DEFENSE EFFIC.	G	Comp	Att	Int	Pct.	Yards	TD	Effic.
1. South Carolina State	11	145	314	14	46.2	1537	10	88.9
2. Hampton	11	177	339	11	52.2	1840	9	100.1
3. N.C. A&T State	12	193	369	12	52.3	2174	15	108.7
4. Bethune-Cookman	11	191	352	10	54.3	2014	15	110.7
5. Morgan State	10	128	254	6	50.4	1640	11	114.2
6. N.C. Central	11	205	357	10	57.4	2518	12	122.2
7. Norfolk State	11	181	310	12	58.4	2060	19	125.6
8. Delaware State	11	167	291	8	57.4	2046	21	134.8
9. Howard	11	177	305	6	58.0	2278	20	138.5
10. Florida A&M	11	200	336	7	59.5	2621	21	141.5
11. Savannah State	10	167	302	10	55.3	2346	26	142.3

KICKOFF RETURNS	G	No.	Yards	TD	Avg.
1. North Carolina A&T	12	35	886	3	25.3
2. N.C. Central	11	39	911	1	23.4
3. South Carolina State	11	28	577	1	20.6
4. Howard	11	54	1096	1	20.3
5. Bethune-Cookman	11	41	787	0	19.2
6. Morgan State	10	29	554	0	19.1
7. Delaware State	11	46	863	1	18.8
8. Savannah State	10	52	968	1	18.6
9. Norfolk State	11	41	713	0	17.4
10. Florida A&M	11	47	817	0	17.4
11. Hampton	11	31	511	0	16.5

PUNT RETURN AVG	G	No.	Yards	TD	Avg.
1. North Carolina A&T	12	32	740	3	23.1
2. Morgan State	10	11	217	1	19.7
3. S.C. State	11	18	350	3	19.4
4. N.C. Central	11	28	457	3	16.3
5. Florida A&M	11	17	205	1	12.1
6. Bethune-Cookman	11	18	194	0	10.8
7. Hampton	11	14	133	1	9.5
8. Howard	11	22	191	0	8.7
9. Savannah State	10	8	58	0	7.2
10. Norfolk State	11	11	77	1	7.0
11. Delaware State	11	14	73	0	5.2

INTERCEPTIONS	G	No.	Yards	TD	Avg.
1. S.C. State	11	14	185	3	13.2
2. North Carolina A&T	12	12	109	1	9.1
3. Norfolk State	11	12	203	1	16.9
4. Hampton	11	11	118	1	10.7
5. Savannah State	10	10	88	2	8.8
6. N.C. Central	11	10	112	2	11.2
7. Bethune-Cookman	11	10	68	1	6.8
8. Delaware State	11	8	242	1	30.2
9. Florida A&M	11	7	205	2	29.3
10. Morgan State	10	6	72	0	12.0
11. Howard	11	6	50	1	8.3

PUNTING	G	No.	Yards	Avg/P	Ret.	Avg.	TB	Net/P
1. Delaware State	11	72	2698	37.5	175	2.4	2	34.5
2. Morgan State	10	53	2087	39.4	211	4.0	3	43.3
3. Florida A&M	11	84	3160	37.6	187	2.2	5	34.2
4. N.C. Central	11	65	2468	38.0	166	2.6	4	34.2
5. Howard	11	83	3309	39.9	418	5.0	4	33.9
6. S.C. State	11	71	2748	38.7	230	3.2	7	33.5
7. Savannah State	10	73	2772	38.0	348	4.8	4	32.1
8. Norfolk State	11	70	2363	33.8	81	1.2	3	31.7
9. Hampton	11	58	2293	39.5	428	7.4	2	31.5
10. N.C. A&T State	12	73	2604	35.7	295	4.0	3	30.8
11. Bethune-Cookman	11	52	1866	35.9	256	4.9	5	29.0

KICKOFF COVERAGE	G	No.	Yards	Avg.	Return	TB	Net Avg.
1. N.C. Central	11	67	3930	58.7	887	18	38.7
2. Howard	11	36	2253	62.6	509	15	38.0
3. Florida A&M	11	39	2272	58.3	688	5	37.4
4. N.C. A&T State	12	70	3881	55.4	1078	8	37.2
5. Bethune-Cookman	11	63	3337	53.0	928	3	37.0
6. Savannah State	10	36	2012	55.9	482	10	35.6
7. Hampton	11	54	2713	50.2	758	3	34.8
8. S.C. State	11	60	3162	52.7	1014	3	34.5
9. Morgan State	10	41	2238	54.6	588	10	34.1
10. Norfolk State	11	41	2224	54.2	717	5	33.7
11. Delaware State	11	35	1820	52.0	543	6	32.2

FIELD GOALS	G	Made-Att	Pct.
1. Hampton	11	6-7	.857
2. N.C. Central	11	18-27	.667
3. S.C. State	11	10-15	.667
4. Norfolk State	11	8-12	.667
5. Savannah State	10	11-17	.647
6. N.C. A&T State	12	9-14	.643
7. Howard	11	8-13	.615
8. Bethune-Cookman	11	3-5	.600
9. Florida A&M	11	7-12	.583
10. Morgan State	10	5-16	.312
11. Delaware State	11	2-7	.286

PAT KICKING	G	Made-Att	Pct.
1. Bethune-Cookman	11	46-46	1.000
Florida A&M	11	20-20	1.000
Howard	11	15-15	1.000
4. N.C. A&T State	12	46-48	.958
Morgan State	10	23-24	.958
6. S.C. State	11	36-38	.947
Hampton	11	36-38	.947
8. N.C. Central	11	35-37	.946
9. Norfolk State	11	20-22	.909
10. Savannah State	10	11-13	.846
11. Delaware State	11	12-17	.706

SACKS BY	G	No.	Yards
1. South Carolina State	11	46	293
2. N.C. Central	11	30	204
3. N.C. A&T State	12	26	196
4. Hampton	11	25	192
5. Delaware State	11	24	142
6. Morgan State	10	23	156
7. Bethune-Cookman	11	18	116
Norfolk State	11	18	94
9. Savannah State	10	15	96
10. Florida A&M	11	11	56
Howard	11	11	87

SACKS AGAINST	G	No.	Yards
1. S.C. State	11	10	44
2. N.C. Central	11	11	71
3. Morgan State	10	22	150
4. Hampton	11	23	177
N.C. A&T State	12	23	137
6. Savannah State	10	24	184
7. Florida A&M	11	25	158
Bethune-Cookman	11	25	160
9. Norfolk State	11	37	251
10. Delaware State	11	42	268
11. Howard	11	44	290

FIRST DOWNS	G	Rush	Pass	Pen	Total	Avg/G
1. Bethune-Cookman	11	109	115	12	236	21.5
2. N.C. A&T State	12	122	73	26	221	18.4
3. S.C. State	11	95	104	14	213	19.4
4. Hampton	11	87	106	17	210	19.1
N.C. Central	11	113	81	16	210	19.1
6. Morgan State	10	74	79	15	168	16.8
Norfolk State	11	57	89	22	168	15.3
8. Florida A&M	11	53	79	30	162	14.7
9. Delaware State	11	56	69	17	142	12.9
10. Howard	11	54	70	12	138	12.5
Savannah State	10	75	42	21	138	13.8

OPPONENT 1ST DOWNS	G	Rush	Pass	Pen	Total	Avg/G
1. S.C. State	11	78	70	23	171	15.5
2. N.C. A&T State	12	64	99	16	179	14.9
3. Morgan State	10	105	58	21	184	18.4
4. N.C. Central	11	77	99	16	192	17.5
5. Hampton	11	95	83	18	196	17.8
6. Bethune-Cookman	11	97	89	26	212	19.3
7. Howard	11	112	92	19	223	20.3
8. Savannah State	10	107	97	22	226	22.6
Norfolk State	11	121	97	8	226	20.5
10. Delaware State	11	132	88	15	235	21.4
11. Florida A&M	11	132	109	21	262	23.8

3RD-DOWN CONVERSIONS	G	Conv.	Att.	Pct.
1. Bethune-Cookman	11	63	144	43.8
2. N.C. A&T State	12	76	188	40.4
3. Morgan State	10	61	152	40.1
4. S.C. State	11	65	171	38.0
5. Hampton	11	53	150	35.3
6. Norfolk State	11	49	160	30.6
7. N.C. Central	11	43	152	28.3
8. Delaware State	11	40	150	26.7
9. Howard	11	40	157	25.5
10. Florida A&M	11	42	169	24.9
11. Savannah State	10	33	150	22.0

OPP 3RD-DN CONVERT	G	Conv.	Att.	Pct.
1. S.C. State	11	41	177	23.2
2. N.C. A&T State	12	46	175	26.3
3. Morgan State	10	43	128	33.6
4. N.C. Central	11	56	164	34.1
5. Bethune-Cookman	11	54	154	35.1
6. Delaware State	11	54	152	35.5
7. Hampton	11	59	166	35.5
8. Norfolk State	11	62	159	39.0
9. Howard	11	59	147	40.1
10. Florida A&M	11	71	170	41.8
11. Savannah State	10	64	140	45.7

4TH-DOWN CONVERSIONS	G	Conv.	Att.	Pct.
1. N.C. Central	11	9	11	81.8
2. N.C. A&T State	12	10	18	55.6
3. Savannah State	10	10	19	52.6
4. S.C. State	11	5	11	45.5
5. Norfolk State	11	10	25	40.0
6. Bethune-Cookman	11	7	18	38.9
7. Delaware State	11	10	27	37.0
8. Hampton	11	9	26	34.6
9. Florida A&M	11	5	18	27.8
10. Morgan State	10	4	15	26.7
11. Howard	11	3	15	20.0

OPP 4TH-DN CONVERT	G	Conv.	Att.	Pct.
1. N.C. Central	11	1	12	8.3
2. S.C. State	11	5	19	26.3
3. Morgan State	10	4	13	30.8
4. Hampton	11	7	21	33.3
5. N.C. A&T State	12	9	21	42.9
Delaware State	11	9	21	42.9
7. Florida A&M	11	11	21	52.4
8. Bethune-Cookman	11	11	20	55.0
9. Norfolk State	11	12	21	57.1
10. Howard	11	14	23	60.9
11. Savannah State	10	10	16	62.5

PENALTIES	G	No.	Yards	Avg/G
1. Norfolk State	11	67	609	55.4
2. N.C. Central	11	79	620	56.4
3. N.C. A&T State	12	76	692	57.7
4. Howard	11	77	677	61.5
5. Delaware State	11	91	762	69.3
6. Florida A&M	11	74	805	73.2
7. Hampton	11	101	927	84.3
8. Morgan State	10	96	851	85.1
9. Savannah State	10	96	867	86.7
10. S.C. State	11	115	1031	93.7
11. Bethune-Cookman	11	107	1090	99.1

OPPONENT PENALTIES	G	No.	Yards	Avg/G
1. Florida A&M	11	113	1086	98.7
2. Savannah State	10	87	857	85.7
3. Morgan State	10	88	818	81.8
4. Delaware State	11	103	876	79.6
5. S.C. State	11	83	839	76.3
6. Bethune-Cookman	11	86	816	74.2
7. N.C. A&T State	12	102	880	73.3
8. N.C. Central	11	81	766	69.6
9. Hampton	11	76	740	67.3
10. Norfolk State	11	82	733	66.6
11. Howard	11	73	628	57.1

TIME OF POSSESSION	G	Poss. Time	Avg/G
1. Morgan State	10	318:16	31:49
2. N.C. A&T State	12	380:39	31:43
3. Bethune-Cookman	11	339:11	30:50
4. Hampton	11	328:56	29:54
5. Savannah State	10	295:48	29:34
6. Norfolk State	11	319:29	29:02
7. N.C. Central	11	314:27	28:35
8. S.C. State	11	313:29	28:29
9. Howard	11	307:00	27:54
10. Delaware State	11	302:02	27:27
11. Florida A&M	11	289:54	26:21

TURNOVER MARGIN	G	Gained			Lost			Margin	Per/G
		Fumb	Int	Total	Fumb	Int	Total		
1. North Carolina A&T	12	8	12	20	7	6	13	+7	0.58
2. N.C. Central	11	13	10	23	5	12	17	+6	0.55
3. Norfolk State	11	4	12	16	8	6	12	+2	0.18
4. Bethune-Cookman	11	9	10	19	9	9	18	+1	0.09
5. Savannah State	10	13	10	23	10	14	24	-1	-0.10
6. Hampton	11	9	11	20	7	15	22	-2	-0.18
7. S.C. State	11	8	14	22	12	12	24	-2	-0.18
8. Howard	11	12	6	18	8	15	23	-5	-0.45
9. Florida A&M	11	9	7	16	9	13	22	-6	-0.55
10. Morgan State	10	5	6	11	12	7	19	-8	-0.80
11. Delaware State	11	11	8	19	16	13	29	-10	-0.91

RED ZONE OFFENSE	G	Red Zone		Pct.	Touchdowns		Field Goals	Lost possession			
		Scores-Chances			TDs	Rush-Pass	Made-Att	Fumb	Int.	Downs	Other
1. S.C. State	11	32-37	86.5	22	13-9	10-14	0	0	1	1	0
2. Hampton	11	27-33	81.8	22	6-16	506	1	1	3	3	0
3. N.C. Central	11	44-54	81.5	29	20-9	15-22	1	1	1	1	0
4. Bethune-Cookman	11	35-45	77.8	32	21-11	3-5	2	1	5	5	0
5. N.C. A&T State	12	35-45	77.8	29	18-11	6-11	1	1	2	2	1
6. Howard	11	14-19	73.7	9	5-4	5-6	0	2	2	2	0
7. Savannah State	10	15-21	71.4	7	7-0	8-11	1	0	2	2	0
8. Norfolk State	11	19-27	70.4	12	5-8	6-9	2	0	2	2	1
9. Florida A&M	11	19-27	70.4	13	6-7	6-10	1	1	2	2	0
10. Morgan State	10	19-33	57.6	16	10-6	3-9	5	2	0	1	1
11. Delaware State	11	16-30	53.3	12	-5	2-7	3	2	4	4	0

RED ZONE DEFENSE	G	Red Zone		Pct.	Touchdowns		Field Goals	Lost possession			
		Scores-Chances			TDs	Rush-Pass	Made-Att	Fumb	Int.	Downs	Other
1. S.C. State	11	14-26	53.8	10	5-5	4-10	3	1	1	2	0
2. N.C. Central	11	26-40	65.0	18	12-6	8-13	3	3	3	3	0
3. Hampton	11	29-43	67.4	19	12-7	10-14	4	0	3	3	3
4. N.C. A&T State	12	24-35	68.6	19	8-11	5-9	1	2	3	3	1
5. Bethune-Cookman	11	30-42	71.4	24	11-13	6-12	1	3	2	2	0
6. Norfolk State	11	35-43	81.4	27	19-8	8-13	0	0	3	3	0
7. Florida A&M	11	44-54	81.5	33	31-12	11-13	3	1	3	3	1
8. Morgan State	10	23-28	82.1	15	12-3	8-9	0	0	4	4	0
9. Delaware State	11	40-48	83.8	33	19-14	7-11	2	1	1	1	0
10. Savannah State	10	42-48	87.5	33	19-14	9-12	1	1	1	1	0
11. Howard	11	40-45	88.9	35	24-11	5-7	0	0	2	2	1

ON-SIDE KICKS BY	G	On-side	Pct.
1. N.C. Central	11	1-1	100.0
2. Norfolk State	11	1-1	100.0
3. Savannah State	10	1-3	33.3
4. Delaware State	11	1-3	33.3
5. Florida A&M	11	0-0	0.0
6. Morgan State	10	0-0	0.0
7. Howard	11	0-0	0.0
8. Bethune-Cookman	11	0-0	0.0
9. N.C. A&T State	12	0-0	0.0
10. Hampton	11	0-0	0.0
11. S.C. State	11	0-0	0.0

ON-SIDE KICKS AGAINST	G	On-side	Pct.
1. N.C. A&T State	12	0-1	0.0
2. S.C. State	11	0-1	0.0
3. Savannah State	10	0-0	0.0
4. Delaware State	11	0-0	0.0
5. Morgan State	10	0-0	0.0
6. Howard	11	0-0	0.0
7. Norfolk State	11	0-0	0.0
8. N.C. Central	11	0-0	0.0
9. Hampton	11	1-2	50.0
10. Bethune-Cookman	11	1-1	100.0
11. Florida A&M	11	1-1	100.0

## INDIVIDUAL STATISTICS

RUSHING	CI	G	Att.	Yards	Avg.	TD	Long	Avg/G
1. COHEN, Tarik-NCAT	SO	11	197	1340	6.8	15	81	121.8
2. WALKER JR, Herb-MSU	SO	12	233	1408	6.0	13	46	117.3
3. SIMMONS, Jalen-SCSU	JR	12	209	1082	5.2	9	64	90.2
4. WASHINGTON, Jorr-HAM	SR	11	164	834	5.1	5	62	75.8
5. McGHEE, Greg-HOW	SR	12	165	847	5.1	13	50	70.6
6. PARKER, William-HOW	JR	10	128	673	5.3	7	62	67.3
7. JONES, Michael D-BCU	SO	12	128	730	5.7	5	54	60.8
8. CLARKE, Andre-NCCU	SR	12	158	723	4.6	15	52	60.2
9. QUICK, Kwashaun-NCAT	JR	11	121	610	5.0	6	59	55.5
10. JORDAN, Anthony-BCU	SR	11	126	579	4.6	12	79	52.6

PASSING AVG/GAME	CI	G	Comp-Att-Int	Pct.	Yards	TD	Long	Avg/G
1. McGHEE, Greg-HOW	SR	12	222 - 399 - 8	55.6	2388	15	58	199.0
2. BELL, Malcolm-NCCU	SO	11	176 - 285 - 5	61.8	1984	15	50	180.4
3. FLEMING, Damien-FAMU	SR	12	186 - 314 - 13	59.2	2159	17	56	179.9
4. QUICK, Kwashaun-NCAT	JR	11	124 - 213 - 6	58.2	1418	13	73	128.9
5. WILLIAMS, Q.-BCU	SR	12	113 - 183 - 7	61.7	1426	7	67	118.8
6. KOLLOCK JR, Adri-SCSU	SO	11	96 - 176 - 7	54.5	1244	7	49	113.1
7. ERVIN, Terrance-NSU	FR	12	102 - 188 - 9	54.3	1310	8	68	109.2
8. RIVERA, G.-DSU	SO	10	95 - 188 - 10	50.5	898	6	77	89.8
9. SMITH, Tino-SSU	FR	11	89 - 176 - 8	50.6	849	5	56	77.2
10. KELLY, M.-DSU	SR	11	66 - 132 - 8	50.0	668	2	48	60.7

PASS EFFICIENCY	CI	G	Comp-Att-Int	Pct.	Yards	TD	Long	Effic.
1. BRIHM, Larry-BCU	FR	12	44 - 71 - 0	62.0	491	4	52	138.7
2. BELL, Malcolm-NCCU	SO	11	176 - 285 - 5	61.8	1984	15	50	134.1
3. WILLIAMS, Q.-BCU	SR	12	113 - 183 - 7	61.7	1426	7	67	132.2
4. QUICK, Kwashaun-NCAT	JR	11	124 - 213 - 6	58.2	1418	13	73	128.6
5. FLEMING, Damien-FAMU	SR	12	186 - 314 - 13	59.2	2159	17	56	126.6
6. KOLLOCK JR, Adri-SCSU	SO	11	96 - 176 - 7	54.5	1244	7	49	119.1
7. ERVIN, Terrance-NSU	FR	12	102 - 188 - 9	54.3	1310	8	68	117.3
8. McGHEE, Greg-HOW	SR	12	222 - 399 - 8	55.6	2388	15	58	114.3
9. SMITH, Tino-SSU	FR	11	89 - 176 - 8	50.6	849	5	56	91.4
10. RIVERA, G.-DSU	SO	10	95 - 188 - 10	50.5	898	6	77	90.5

RECEPTIONS/GAME	CI	G	Rec.	Yards	TD	Long	Avg/C	Avg/G	Rec/G
1. MIXSON, Twann-HAM	SO	9	50	615	6	53	12.3	68.3	5.6
2. WILKINS, Adrian-NCCU	JR	11	50	557	3	44	11.1	50.6	4.5
3. KING, Andrew-MSU	JR	10	42	508	6	55	12.1	50.8	4.2
4. WILLIAMS, Mi.-DSU	SR	12	50	586	5	77	11.7	48.8	4.2
5. RIDDICK, Rayshad-HAM	SO	12	50	475	3	40	9.5	39.6	4.2
6. PROCTOR, Rashawn-HAM	SO	11	45	550	4	60	12.2	50.0	4.1
7. ATKINSON, Quenti-NCCU	JR	12	49	615	5	50	12.6	51.2	4.1
8. WHITE, Isaac-NSU	JR	12	48	664	7	68	13.8	55.3	4.0
9. LAWRENCE, D.-NCAT	SR	12	42	386	2	49	9.2	32.2	3.5
10. COLVIN, Matthew-HOW	JR	12	41	611	1	58	14.9	50.9	3.4

RECEIVE YDS/GAME	CI	G	Rec.	Yards	TD	Long	Rec/G	Avg/C	Avg/G
1. MIXSON, Twann-HAM	SO	9	50	615	6	53	5.6	12.3	68.3
2. WHITE, Isaac-NSU	JR	12	48	664	7	68	4.0	13.8	55.3
3. ATKINSON, Quenti-NCCU	JR	12	49	615	5	50	4.1	12.6	51.2
4. COLVIN, Matthew-HOW	JR	12	41	611	1	58	3.4	14.9	50.9
5. KING, Andrew-MSU	JR	10	42	508	6	55	4.2	12.1	50.8
6. WILKINS, Adrian-NCCU	JR	11	50	557	3	44	4.5	11.1	50.6
7. PROCTOR, Rashawn-HAM	SO	11	45	550	4	60	4.1	12.2	50.0
8. WILLIAMS, Mi.-DSU	SR	12	50	586	5	77	4.2	11.7	48.8
9. HASIC, Anas-NCCU	JR	12	36	530	4	59	3.0	14.7	44.2
10. GORDON, Jhomo-BCU	SR	12	36	527	5	59	3.0	14.6	43.9

TOTAL OFFENSE	CI	G	Rush	Pass	Plays	Total	Yds/G
1. McGHEE, Greg-HOW	SR	12	847	2388	564	3235	269.6
2. BELL, Malcolm-NCCU	SO	11	416	1984	402	2400	218.2
3. FLEMING, Damien-FAMU	SR	12	284	2159	457	2443	203.6
4. QUICK, Kwashaun-NCAT	JR	11	610	1418	334	2028	184.4
5. WILLIAMS, Q.-BCU	SR	12	283	1426	324	1709	142.4
6. KOLLOCK JR, Adri-SCSU	SO	11	134	1244	262	1378	125.3
7. ERVIN, Terrance-NSU	FR	12	180	1310	313	1490	124.2
8. COHEN, Tarik-NCAT	SO	11	1340	2	198	1342	122.0
9. WALKER JR, Herb-MSU	SO	12	1408	0	233	1408	117.3
10. SMITH, Tino-SSU	FR	11	193	849	256	1042	94.7

SCORING	CI	G	TD	FG	XPT	2XP	Pts	Pts/G
1. COHEN, Tarik-NCAT	SO	11	16	0	0	0	96	8.7
2. CLARKE, Andre-NCCU	SR	12	15	0	0	0	90	7.5
JONES, Cody-NCAT	SO	12	0	15	45	0	90	7.5
WALKER JR, Herb-MSU	SO	12	15	0	0	0	90	7.5
JORDAN, Anthony-BCU	SR	11	12	0	0	0	72	6.5
McGHEE, Greg-HOW	SR	12	13	0	0	0	78	6.5
FENTON, Eric-NCCU	FR	9	0	8	25	0	49	5.4
MOLLER, Chris-MSU	SO	13	0	7	47	0	68	5.2
PARKER, William-HOW	JR	10	8	0	0	2	50	5.0
SCANDRETT, Tyler-SCSU	FR	12	0	6	41	0	59	4.9

SCORING (TDs)	CI	G	TD	Rush	Pass	Ret.	PAT	Pts	Pts/G
1. COHEN, Tarik-NCAT	SO	11	16	15	1	0	0	96	8.7
2. WALKER JR, Herb-MSU	SO	12	15	13	2	0	0	90	7.5
CLARKE, Andre-NCCU	SR	12	15	15	0	0	0	90	7.5
JORDAN, Anthony-BCU	SR	11	12	12	0	0	0	72	6.5
McGHEE, Greg-HOW	SR	12	13	13	0	0	0	78	6.5
PARKER, William-HOW	JR	10	8	7	1	0	1	50	5.0
CARTWRIGHT, M.-NCAT	FR	10	8	7	1	0	0	48	4.8
SIMMONS, Jalen-SCSU	JR	12	9	9	0	0	0	54	4.5
MIXSON, Twann-HAM	SO	9	6	0	6	0	0	36	4.0
QUICK, Kwashaun-NCAT	JR	11	7	6	1	0	0	42	3.8

SCORING (KICK)	CI	G	PATs	FGs	Pts	Pts/G
1. JONES, Cody-NCAT	SO	12	45-47	15-19	90	7.5
2. FENTON, Eric-NCCU	FR	9	25-27	8-13	49	5.4
3. MOLLER, Chris-MSU	SO	13	47-49	7-15	68	5.2
4. SCANDRETT, Tyler-SCSU	FR	12	41-43	6-12	59	4.9
VARNADORE, Chase-FAMUSR	12	23-23	12-16	59	4.9	
6. PREVOST, Anthony-HAM	SO	12	28-32	10-19	58	4.8
7. FLECK, John-HOW	JR	12	31-34	6-12	49	4.1
8. HOGGARTH, Haden-BCU	FR	9	25-27	3-6	34	3.8
9. MAROUF, Cameron-NSU	SO	9	0-1	10-15	30	3.3
10. WARD, M.-DSU	SR	10	11-13	4-8	23	2.3

PUNT RETURN AVG	CI	G	No.	Yards	TD	Long	Avg.
1. GARDIN, Chris-NCAT	FR	9	28	237	0	51	8.5

KICK RETURN AVG	CI	G	No.	Yards	TD	Long	Avg.
1. JOHNSON, Orlando-MSU	FR	13	30	703	0	82	23.4
2. WILKINS, Adrian-NCCU	JR	11	25	541	0	91	21.6
3. WASHINGTON, Jorr-HAM	SR	11	25	520	0	39	20.8
4. FRAZIER, C.-SSU	JR	11	26	512	0	54	19.7

ALL PURPOSE	CI	G	Rush	Rcv	PR	KR	Yards	Yards/G
1. WASHINGTON, Jorr-HAM	SR	11	834	325	0	520	1679	152.6
2. COHEN, Tarik-NCAT	SO	11	1340	237	0	0	1577	143.4
3. WALKER JR, Herb-MSU	SO	12	1408	244	0	0	1652	137.7
4. PARKER, William-HOW	JR	10	673	241	0	226	1140	114.0
5. WILKINS, Adrian-NCCU	JR	11	-3	557	104	541	1199	109.0
6. SIMMONS, Jalen-SCSU	JR	12	1082	57	0	0	1139	94.9
7. FRAZIER, C.-SSU	JR	11	20	285	77	512	894	81.3
8. JONES, Michael D-BCU	SO	12	730	175	0	43	948	79.0
9. MIXSON, Twann-HAM	SO	9	-7	615	0	64	672	74.7
10. LAWRENCE, D.-NCAT	SR	12	193	386	0	298	877	73.1

PUNTING	CI	G	No.	Yards	Long	Avg.
1. FABER-KINNEY, Ch-HAM	SO	12	52	2233	72	42.9
2. BARRON, John-SSU	SR	12	24	1003	66	41.8
3. SHADDIX, Dylan-NSU	SR	12	73	3012	69	41.3
4. BLANTON, Colby-FAMU	SO	12	65	2671	77	41.1
5. FLECK, John-HOW	JR	12	56	2292	64	40.9
6. McGEUGH, J.-DSU	FR	12	88	3464	73	39.4
7. JONES, Cody-NCAT	SO	12	33	1292	62	39.2
8. PETTIWAY, Jerom-SCSU	FR	12	74	2892	67	39.1
9. CAGLE, Jonathan-BCU	JR	12	65	2535	61	39.0
10. TILQUE, Nathanie-NCCU	FR	12	64	2478	56	38.7

FIELD GOALS	CI	G	Made	Att.	Pct.	Made/G
1. JONES,Cody-NCAT	SO	12	15	19	78.9	1.25
2. MAROUF,Cameron-NSU	SO	9	10	15	66.7	1.11
3. VARNADORE,Chase-FAMUSR	12	12	16	75.0	1.00	
4. FENTON,Eric-NCCU	FR	9	8	13	61.5	0.89
5. PREVOST,Anthony-HAM	SO	12	10	19	52.6	0.83
6. MOLLER,Chris-MSU	SO	13	7	15	46.7	0.54
7. FLECK,John-HOW	JR	12	6	12	50.0	0.50
SCANDRETT,Tyler-SCSU	FR	12	6	12	50.0	0.50
9. WARD,M.-DSU	SR	10	4	8	50.0	0.40
10. HOGGARTH,Haden-BCU	FR	9	3	6	50.0	0.33

FIELD GOAL PCT	CI	G	Made	Att.	Long	Pct.
1. MOLLER, Chris-MSU	SO	13	47	49	95.9	
2. JONES, Cody-NCAT	SO	12	45	47	95.7	
3. SCANDRETT, Tyler-SCSU	FR	12	41	43	95.3	
4. FENTON, Eric-NCCU	FR	9	25	27	92.6	
HOGGARTH, Haden-BCU	FR	9	25	27	92.6	
6. FLECK, John-HOW	JR	12	31	34	91.2	
7. PREVOST, Anthony-HAM	SO	12	28	32	87.5	

TACKLES (All positions)	CI	G	Pos.	Solo	Ast.	Total	Avg/G	Sacks
1. THORNE, Joshua-HAM	JR	11		46	67	113	10.3	5.5
2. ROLLINS, Devin-HOW	JR	12	LB	65	57	122	10.2	3.0
3. COKE, Marcell-NSU	SR	12	LB	52	55	107	8.9	1.0
4. KING, Deon-NSU	JR	12	LB	46	60	106	8.8	7.5
5. ACKER, Cody-MSU	SR	13	LB	69	44	113	8.7	3.0
6. BROWN, Khari-HOW	SR	11	LB	48	44	92	8.4	2.0
7. WILLIAMS, Ralph-BCU	SR	12		47	51	98	8.2	2.0
8. MOORE, D. -DSU	SR	11	DB	55	33	88	8.0	0.0
9. LEONARD, Darius-SCSU	FR	11	LB	73	14	87	7.9	5.0
10. WARD, Tyrone-HAM	JR	12		43	50	93	7.8	0.0
11. TRAIL, Lynden-NSU	SR	12	LB	32	59	91	7.6	5.0
12. MOORE, C.J. -NCCU	SR	12		49	41	90	7.5	0.0
13. EATMAN Jr., Paul-MSU	SR	13	DB	59	36	95	7.3	0.0
14. PERRY, A. -DSU	SR	11	LB	44	35	79	7.2	1.0
15. SHOFFNER, Landis-NCAT	JR	12	LB	46	40	86	7.2	0.0
16. NEAL, Lamar-NSU	JR	12	LB	31	54	85	7.1	1.0
GRANT, D'Vonte-NCAT	SR	12	LB	48	39	85	7.1	5.0
18. THOMPSON, Jeremy-NCCUSO	11			37	39	76	6.9	0.5
19. JEFFERSON, A.-MSU	SO	11	DB	57	18	75	6.8	0.0
20. ASHFORD, Trevion-SSU	JR	11	LB	46	28	74	6.7	0.5
21. DANTZLER, T.-BCU	SR	12		38	42	80	6.7	1.0
22. JANVIER, P.-MSU		13		59	27	86	6.6	0.0
23. MILES, Jordan-NCCU	SO	11		21	50	71	6.5	0.5
24. COLSTON, T.-DSU	JR	12		50	25	75	6.2	0.0
25. McAFEE, Keith-HAM	JR	9		32	24	56	6.2	1.0
26. BLOUNT, Aki-FAMU	JR	12	LB	42	30	72	6.0	1.5
27. JONES, Denzel-NCAT	JR	12	LB	38	32	70	5.8	2.0

RIDDICK, George-NSU	SR	12	DL	23	47	70	5.8	8.0
29. RAGLAND, Marquis-NCAT	SO	12	DL	38	31	69	5.8	8.0
30. DIXON, Justin-SSU	JR	12	LB	39	29	68	5.7	1.0
31. MCGEE, Khambrel-HAM	SR	10		30	26	56	5.6	0.0
32. HUGHES, Justin-SCSU	SR	11	LB	43	18	61	5.5	1.0
33. MUHAMMAD, Sayyid-NCCU	SR	12		44	22	66	5.5	0.0
34. RUSS, Kenneth-HOW	SO	12	DB	45	20	65	5.4	0.0
35. BRYANT, Jacques-FAMU	SO	11	DB	43	16	59	5.4	2.0
36. ANSLEY, Alfred-SSU	JR	12	DB	37	27	64	5.3	0.0
37. GIBSON, Greg-MSU	SO	13	LB	40	28	68	5.2	1.5
38. MCRAE, Tony-NCAT	JR	12	DB	46	16	62	5.2	0.0
39. SMALL, Felix-NCCU	SR	12		33	27	60	5.0	7.0
40. LOCKHART, Zerius-NCAT	FR	12		39	20	59	4.9	0.0
41. GREGORY, Hayden-HAM	FR	11		19	35	54	4.9	1.5
WILLIAMS, E.-DSU	SR	11	LB	25	29	54	4.9	0.0
43. SMITH, Ryan-NCCU	JR	12		44	14	58	4.8	0.0
44. GUNTER, R.-DSU	SR	11	DL	23	30	53	4.8	7.0
45. HELMS, William-FAMU	SO	12	LB	33	23	56	4.7	0.0
HALL, Delonta-MSU	JR	12	DB	36	20	56	4.7	0.0
47. SHERROD, G.-DSU	SO	10	DL	19	27	46	4.6	5.0
48. HARGRAVE, Javon-SCSU	JR	12	DL	47	8	55	4.6	16.0
49. LIVINGSTON, Theo-NCCU	JR	12		32	22	54	4.5	0.0
50. ROBINSON, Chris-MSU	JR	13	DE	34	24	58	4.5	14.0

SACKS	CI	G	Pos.	Solo	Ast.	Yards	Total	Avg/G
1. HARGRAVE, Javon-SCSU	JR	12	DL	16	0	99	16.0	1.33
2. ROBINSON, Chris-MSU	JR	13	DE	11	6	75	14.0	1.08
3. RIDDICK, George-NSU	SR	12	DL	7	2	57	8.0	0.67
RICHARDSON, L.-BCU	SR	12		7	2	55	8.0	0.67
RAGLAND, Marquis-NCAT	SO	12	DL	6	2	23	8.0	0.67
6. KING, Deon-NSU	JR	12	LB	5	5	53	7.5	0.62
BROWN, Ty-NCCU	SR	12		7	1	48	7.5	0.62
8. GUNTER, R.-DSU	SR	11	DL	6	2	45	7.0	0.64
9. SMALL, Felix-NCCU	SR	12		5	4	34	7.0	0.58
10. PINNIX, Daniel-NCAT	SR	12	DE	6	1	47	6.5	0.54
WILLIAMS, Erik-BCU	SR	12		6	1	40	6.5	0.54
12. THORNE, Joshua-HAM	JR	11		5	1	36	5.5	0.50
13. COPELAND, Robert-HAM	SR	12		4	3	13	5.5	0.46
14. LEONARD, Darius-SCSU	FR	11	LB	5	0	42	5.0	0.45
15. GRANT, D'Vonte-NCAT	SR	12	LB	5	0	42	5.0	0.42
16. SHERROD, G.-DSU	SO	10	DL	4	2	33	5.0	0.50
17. OLTON, Donyae-MSU	SR	12	LB	4	2	30	5.0	0.42
GROOMS, Miles-HAM	JR	12		3	4	28	5.0	0.42
TRAIL, Lynden-NSU	SR	12	LB	3	4	26	5.0	0.42
20. OWENS, Reggie-SCSU	JR	11	LB	4	1	30	4.5	0.41

TACKLES FOR LOSS	CI	G	Pos.	Solo	Ast.	Yards	Total	Avg/G
1. HARGRAVE, Javon-SCSU	JR	12	DL	23	1	116	23.5	1.96
2. ROBINSON, Chris-MSU	JR	13	DE	15	6	82	18.0	1.38
3. KING, Deon-NSU	JR	12	LB	14	8	88	18.0	1.50
4. GRANT, D'Vonte-NCAT	SR	12	LB	15	3	74	16.5	1.38
5. RAGLAND, Marquis-NCAT	SO	12	DL	11	9	45	15.5	1.29
6. BROWN, Ty-NCCU	SR	12		12	6	71	15.0	1.25
RICHARDSON, L.-BCU	SR	12		13	4	73	15.0	1.25
WILLIAMS, Ralph-BCU	SR	12		9	12	51	15.0	1.25
WILLIAMS, Erik-BCU	SR	12		13	4	61	15.0	1.25
10. SMALL, Felix-NCCU	SR	12		11	6	53	14.0	1.17
11. THORNE, Joshua-HAM	JR	11		10	7	66	13.5	1.23
LEONARD, Darius-SCSU	FR	11	LB	13	1	57	13.5	1.23
13. GROOMS, Miles-HAM	JR	12		9	8	50	13.0	1.08
PINNIX, Daniel-NCAT	SR	12	DE	11	4	62	13.0	1.08
15. RIDDICK, George-NSU	SR	12	DL	10	5	72	12.5	1.04
16. GUNTER, R.-DSU	SR	11	DL	11	2	57	12.0	1.09
17. TRAIL, Lynden-NSU	SR	12	LB	8	7	44	11.5	0.96
18. ACKER, Cody-MSU	SR	13	LB	10	3	37	11.5	0.88
19. WARD, Shaun-FAMU	SR	11	DB	10	2	46	11.0	1.00
20. KNIGHT, Rakeem-BCU	SR	11		6	7	21	9.5	0.86

PASSES DEFENDED	CI	G	BrUp	Int.	Total	Avg/G
1. JONES, Michael-NCCU	SO	12	13	5	18	1.50
2. MCRAE, Tony-NCAT	JR	12	11	5	16	1.33
3. MATTOCKS, Donald-NCAT	SR	12	6	7	13	1.08
4. LAMBERT, Keenan-NSU	SR	12	9	3	12	1.00
5. HALL, Delonta-MSU	JR	12	9	2	11	0.92
6. GRANT, D'Vonte-NCAT	SR	12	7	3	10	0.83
7. EATMAN Jr., Paul-MSU	SR	13	9	1	10	0.77
8. BURTON, W.-DSU	SO	12	7	2	9	0.75
9. MOORE, D.-DSU	SR	11	6	2	8	0.73
ROBINSON, R.-DSU	JR	11	7	1	8	0.73
11. DORNEVIL, Jules-FAMU	SO	12	7	1	8	0.67
WALKER, Brandon-NSU	SO	12	8	0	8	0.67
FINNIE, Thomas-BCU	SR	12	4	4	8	0.67
RICHARDSON, J.-BCU	SR	12	7	1	8	0.67
15. KEYES, Angelo-NCAT	SO	12	5	2	7	0.58
RUSS, Kenneth-HOW	SO	12	5	2	7	0.58
SMITH, Ryan-NCCU	JR	12	7	0	7	0.58
JONES, Marquise-SCSU	SO	12	5	2	7	0.58
HILL, Jordan-HAM	JR	12	6	1	7	0.58
MARROW, Darrin-NSU	SR	12	7	0	7	0.58

INTERCEPTIONS	CI	G	No.	Yards	TD	Long	Avg/G
1. MATTOCKS, Donald-NCAT	SR	12	7	114	0	58	0.58
2. MCRAE, Tony-NCAT	JR	12	5	84	0	43	0.42
JONES, Michael-NCCU	SO	12	5	-5	0	0	0.42
4. COLSTON, T.-DSU	JR	12	4	39	1	28	0.33
KEY, Breon-HAM	JR	9	3	5	0	3	0.33
FINNIE, Thomas-BCU	SR	12	4	0	0	0	0.33
7. GRANT, D'Vonte-NCAT	SR	12	3	56	0	55	0.25
ANSLEY, Alfred-SSU	JR	12	3	33	0	13	0.25
LAMBERT, Keenan-NSU	SR	12	3	28	0	28	0.25
LIVINGSTON, Theo-NCCU	JR	12	3	20	0	12	0.25

FUMBLES FORCED	CI	G	No.	Avg/G
1. SMALL, Felix-NCCU	SR	12	7	0.58
2. DANTZLER, T.-BCU	SR	12	3	0.25
GRANT, D'Vonte-NCAT	SR	12	3	0.25
SUTTLES, Lorenz-NCAT	SO	12	3	0.25
HARGRAVE, Javon-SCSU	JR	12	3	0.25
6. BROWN, Antonio-NCCU	FR	11	2	0.18
LEONARD, Darius-SCSU	FR	11	2	0.18
8. LOCKHART, Zerius-NCAT	FR	12	2	0.17
GROOMS, Miles-HAM	JR	12	2	0.17
PATRICK, Joshua-NCAT	FR	12	2	0.17

FUMBLES RECOVERED	CI	G	No.	Avg/G
1. PERRY, A.-DSU	SR	11	5	0.45
2. MILES, Jordan-NCCU	SO	11	4	0.36
3. DIXON, Justin-SSU	JR	12	3	0.25
RIDDICK, George-NSU	SR	12	3	0.25
DANTZLER, T.-BCU	SR	12	3	0.25
KING, Deon-NSU	JR	12	3	0.25
MOORE, C.J.-NCCU	SR	12	3	0.25
LIVINGSTON, Theo-NCCU	JR	12	3	0.25
9. RICHARD, Tevin-SCSU	JR	11	2	0.18
BROWN, Kory-SCSU	SR	11	2	0.18





# THE RECORD BOOK





## YEARLY LOOK BACK

### INDIVIDUAL RECORDS

#### Points

Game: 30-Alonzo Coleman at Gardner-Webb, 2005  
Season: 172-Montrell Coley, 2000  
Career: 384-Alonzo Coleman, 2003-06

#### Touchdowns

Game: 5-Alonzo Coleman at Gardner-Webb, 2005  
Season: 38-Montrell Coley, 2000  
Career: 64-Alonzo Coleman, 2003-06

#### Field Goals Made

Game: 4-Andrew Paterini vs. Howard, 2004; vs. Delaware State, 2005; vs. Howard, 2006  
Season: 20-Andrew Paterini, 2005  
Career: 59-Andrew Paterini, 2003-06

#### Point After Touchdown

Game: 11-Ed Allen vs. St. Paul's, 1976  
Season: 56-Andre Paterini, 2005  
Career: 184-Andrew Paterini, 2003-06

#### Rushing Touchdowns

Game: 5-Alonzo Coleman at Gardner-Webb, 2005  
Season: 27-Montrell Coley, 2000  
Career: 62-Alonzo Coleman, 2003-06

#### Touchdown Receptions

Game: 4-Michael Jenkins vs. Morehouse, 1995  
Season: 14-Marquay McDaniel, 2006  
Career: 22-Johnnie Barnes, 1988-91; 22-Marquay McDaniel, 2003-06

#### Touchdown Passes

Game: 6-Lionel Williams vs. Morehouse, 1966; Matt Williams vs. Morehouse, 1995  
Season: 25-Matt Montgomery, 1992  
Career: 63-Matt Montgomery, 1991-94

#### Rushing Attempts

Game: 50-Montrell Coley vs. Morgan State, 2000  
Season: 307-Montrell Coley, 2000  
Career: 826-Alonzo Coleman, 2003-06

#### Rushing Yards

Game: 253-Montrell Coley vs. Morgan State, 2000  
Season: 1,582-Montrell Coley, 2000  
Career: 4,648-Alonzo Coleman, 2003-06

#### Passing Attempts

Game: 61-Herbert Bynes vs. Florida A&M, 2008  
Season: 353-Herbert Bynes, 2008  
Career: 1,036-Matt Montgomery, 1991-94

#### Passes Completed

Game: 32-Jaylian Williamson at Old Dominion, 2014  
& Matt Montgomery vs. Tuskegee, 1991  
Season: 199-Herbert Bynes, 2008  
Career: 545-Matt Montgomery, 1991-94

#### Receptions

Game: 13-Zuriel Smith vs. South Carolina State, 2001  
Season: 69-Jeremy Gilchrist, 2007  
Career: 189-Zuriel Smith, 1999-2002

#### Receiving Yards

Game: 234-Jerome Mathis vs. Gardner-Webb, 2004  
Season: 1,043-Jeremy Gilchrist, 2007  
Career: 3,090-Johnnie Barnes, 1988-91

#### Total Offensive Yards

Game: 482-Matt Montgomery (74 plays/17 rushes, 57 pass att.) vs. Tuskegee, 1991  
Season: 2,616-Herbert Bynes, 2008  
Career: 8,311-Matt Montgomery, 1991-94

#### Most Tackles

Game: 25-Reggie Doss vs. Virginia Union, 1977  
Season: 169-Darrell Flythe, 1996  
Career: 389-Gareth Bonds, 1989-92

#### Most Solo Tackles

Game: 18-Kevin "Sweet Pea" Williams vs. Southern, 1995  
Season: 110-Darrell Flythe, 1996  
Career: 202-Gareth Bonds, 1989-92

#### Most Assisted Tackles

Game: 15-Reggie Doss vs. Virginia Union, 1977; DeVonte' Hawkins vs. Morgan State, 2011  
Season: 75-Reggie Doss, 1977  
Career: 187-Gareth Bonds, 1989-92

#### Quarterback Sacks

Game: 6-Isaac Hilton vs. Bowie State, 2002  
Season: 19-Hugh Hunter, 1994  
Career: 44-Hugh Hunter, 1992-95

#### Interceptions

Game: 4-Thomas Gosier vs. Virginia Union, 1985  
Season: 11-Stacy Saunders, 1988  
Career: 20-Melvin Crawford, 1991-94

#### Punt Return Average

Season: 19.1-Clarence Bailey, 1984  
Career: 19.2-Clarence Bailey, 1984

#### Kickoff Return Average

Season: 36.9-Kevin Teel, 2008  
Career: 26.6-Jerome Mathis, 2002-04

#### Punt Average

Game: 58.5-Jahmal Blanchard vs. Howard, 2008  
Season: 43.9-Jahmal Blanchard, 2009  
Career: 45.7-Jahmal Blanchard, 2006-09

## MISCELLANEOUS INDIVIDUAL RECORDS

### Longest Run from Scrimmage

97 yards by Carl Painter vs. Bowie State, 1995

### Longest Pass Completion

98 yards (TD) by Princeton Shepherd to Jerome Mathis at South Carolina State, 2004

### Longest Field Goal Made

55 yards by Andrew Paterini vs. Norfolk State, 2005

### Longest Punt Return

88 yards by Jeremy Gilchrist vs. North Carolina A&T, 2008

### Longest Kickoff Return

100 yards by Jorrian Washington at Tennessee Tech, Aug. 30, 2012  
100 yards by Terrance Patrick vs. Alcorn State, 2002

### Consecutive Games with a Reception

34 games by Jerome Mathis, 2002-04

### Longest Interception Return

99 yards by Kyle Whitehurst at Howard, 2005

## TEAM RECORDS

### Points

Game: 89 vs. Roanoke Athletic Club, 1916  
Season: 523, 2004

### Rushing Yards

Game: 452 vs. C.W. Post, 1994  
Season: 3,377, 1994

### Passing Yards

Game: 407 at Old Dominion, 2014  
Season: 2,713, 2008

### Touchdowns

Game: 12 vs. C.W. Post, 1994  
Season: 74, 1994

### Rushing Attempts

Game: 64 vs. Tuskegee, 1991  
Season: 595, 2002

### Passes Completed

Game: 33 vs. Tuskegee, 1991  
Season: 229, 2014

### Total Offense

Game: 810 vs. C.W. Post, 1994  
Season: 5,575, 1994

### Field Goals Made

Game: 4 vs. Howard, 2004; vs. Delaware State, 2005; vs. Howard, 2006  
Season: 20, 2005

### Most Punts

Game: 13 at Villanova, 2003  
Season: 77, 1971 and 2010

### Interceptions

Game: 6 vs. Delaware State, 2011  
Season: 26, 1978

### Highest Punting Average

Game: 58.5 vs. Howard, 2008  
Season: 43.9, 2009

## MISCELLANEOUS TEAM RECORDS

### Most Yards Penalized

Game: 221 vs. St. Paul's, 1976  
Season: 1,356, 1977

### Longest Game

Hampton vs. Florida A&M-5 hours, 10 minutes (FAMU 59, HU 58), Oct. 6, 1996

### Most Overtimes

6 vs. Florida A&M, Oct. 6, 1996

### Most Defensive Touchdowns in a Game

4 vs. Howard, 1997

### Longest Winning Streak

17, 1993-94

### Longest Losing Streak

28, 1968-71

### Consecutive Scoring Games by Hampton University

281, Sept. 1984-2009

Central Michigan was the last team to shut out Hampton, taking the 2009 season opener 33-0.

### Career Total Offense Leaders

Matt Montgomery	1991-94	8,311
Roy Johnson	1996-99	7,556
Princeton Shepherd	2003-06	5,494
David Legree	2009-11	4,812
Alonzo Coleman	2003-06	4,648
Timothy Frazier	2000-03	4,249
Montrell Coley	1997-2000	3,897
Herbert Byne	2007-10	3,674
DeRocke Croom	1987-90	3,395
Russell Seaton	1975-77	3,360

### Single-Season Total Offense Leaders

Herbert Byne	2008	2,616
T.J. Mitchell	2007	2,449
David Watford	2015	2,270
Matt Montgomery	1992	2,152
Matt Montgomery	1994	2,122
Matt Montgomery	1991	2,102
Roy Johnson	1998	1,978
Princeton Shepherd	2004	1,968
Ataveus Cash	2000	1,949
David Legree	2010	1,944

### Career Rushing Leaders – Yards

Alonzo Coleman	2003-06	4,648
Montrell Coley	1997-2000	3,838
Carl Painter	1983-87	3,223
Dennis Mahan	1979-82	3,064
Tyrone Mayer	1994-97	2,763
Tim Dudley	1988-90	2,763
Anthony Smith	1992-95	2,268
Ardell Daniels	2004-05	2,142
Lamonte Still	1994-96	1,862
Antwon Chisholm	2010-13	1,733

### Single-Season Rushing Leaders – Yards

Montrell Coley	2000	1,582
Alonzo Coleman	2005	1,326

Carlos Fleeks	1992	1,312
Tyrone Mayer	1995	1,193
Lamonte Still	1994	1,174
Carl Painter	1985	1,170
Charles Jackson	1997	1,143
Alonzo Coleman	2003	1,137
Alonzo Coleman	2004	1,133
Dennis Mahan	1980	1,109

### Year-By-Year Total Offense Leaders

Year	Name	Rush	Pass	Total Yards
1949	James Dillard	334	231	565
1950	James Dillard	408	277	685
1951	Herbert Scott	278	292	570
1952	William Casey	409	439	868
1953	--	--	--	--
1954	--	--	--	--
1955	Robert Crawford	560	0	560
1956	Albert Jackson	350	0	350
1957	Elton Conner	275	0	275
1958	Norman Anderson	665	0	665
1959	Norman Anderson	474	25	499
1960	Willie Holland	544	0	544
1961	Willie Holland	883	0	883
1962	James Guthrie	330	63	393
1963	Carey Hughley	27	996	1,023
1964	Carey Hughley	-79	794	715
1965	Edward Tomlin	458	2	460
1966	Sandy Bowers	747	95	842
1967	Lionel Williams	235	1,227	1,462
1968	Lionel Williams	185	847	1,032
1969	Tillman Sease	-278	918	640
1970	Tillman Sease	--	--	1,269
1971	Tillman Sease	18	971	989
1972	Reginald Johns	140	421	561
1973	Henry Tillman	498	0	498
1974	Dwight Joiner	-79	692	613
1975	Russell Seaton	-150	1,065	915
1976	Russell Seaton	-206	1,292	1,086
1977	Russell Seaton	-206	1,565	1,359
1978	Jenso Baker	-108	924	816
1979	Anthony Armstrong	765	0	765
1980	Dennis Mahan	1,109	0	1,109
1981	Dennis Mahan	835	0	835
1982	Dennis Mahan	999	0	999
1983	Carl Painter	533	0	533
1984	Anthony Picott	14	993	1,007
1985	Carl Painter	981	0	981
1986	Rodney Alderman	63	489	552
1987	Carl Painter	981	0	981
1988	Russell Johnson	44	1,472	1,516
1989	DeRocke Croom	124	1,124	1,248
1990	DeRocke Croom	61	1,344	1,405
1991	Matt Montgomery	153	1,949	2,102
1992	Matt Montgomery	152	2,000	2,152
1993	Matt Montgomery	163	1,772	1,935
1994	Matt Montgomery	4	2,118	2,122
1995	Sekou Wilson	113	1,355	1,468
1996	Roy Johnson	165	1,757	1,922
1997	Roy Johnson	263	1,491	1,754
1998	Roy Johnson	83	1,892	1,975
1999	Roy Johnson	-41	1,946	1,905
2000	Ataveus Cash	448	1,501	1,949
2001	Ataveus Cash	47	1,030	1,077
2002	Timothy Frazier	103	1,351	1,454
2003	Timothy Frazier	65	1,586	1,651
2004	Princeton Shepherd	78	1,890	1,968
2005	Alonzo Coleman	1,326	0	1,326
2006	Princeton Shepherd	156	1,750	1,906
2007	T.J. Mitchell	140	2,309	2,449
2008	Herbert Byne	-97	2,713	2,616

2009	Herbert Byres	71	987	1,058
2010	David Legree	265	1,679	1,944
2011	David Legree	299	1,636	1,935
2012	Travis Champion	-20	1,237	1,217
2013	Bryan Bailey	79	1,131	1,210
2014	Jaylian Williamson	-26	1,259	1,233
2015	David Watford	182	2,088	2,270

**Career Rushing Leaders – Attempts**

Alonzo Coleman	2003-06	826
Montrell Coley	1997-2000	696
Carl Painter	1983-87	628
Tyrone Mayer	1994-97	538
Dennis Mahan	1979-82	533
Tim Dudley	1988-90	521
Antwon Chisholm	2010-13	417
Ardell Daniels	2004-05	397
Anthony Smith	1992-95	386
Rian Thompson	2002-03	369

**Single-Season Rushing Leaders – Attempts**

Montrell Coley	2000	307
Alonzo Coleman	2003	239
Robert Smith	2001	229
Alonzo Coleman	2004	225
Rian Thompson	2002	219
Carlos Fleeks	1992	209
Carl Painter	1985	206
Ardell Daniels	2004	205
Tyrone Mayer	1995	204
Alonzo Coleman	2005	204

**Career Rushing Leaders – Touchdowns**

Alonzo Coleman	2003-06	62
Montrell Coley	1997-2000	49
Malcolm Benson	1993-95	33
Carl Painter	1983-87	28
Dennis Mahan	1979-82	28
DeRocke Croom	1987-90	25
Tim Dudley	1988-90	24
Ardell Daniels	2004-05	24
Willie Holland	1959-61	23
Rian Thompson	2002-03	20

**Single-Season Rushing Leaders – Touchdowns**

Montrell Coley	2000	27
Alonzo Coleman	2005	19
Alonzo Coleman	2003	18
Ardell Daniels	2004	15
Carlos Fleeks	1992	15
Carl Painter	1987	14
Willie Holland	1961	14
Alonzo Coleman	2004	13
Malcolm Benson	1994	13
Rian Thompson	2002	12
Lamonte Still	1994	12
DeRocke Croom	1989	12
Alonzo Coleman	2006	12
Kevin Beverly	2006	12

**Year-By-Year Rushing Leaders**

Year	Name	Rush	Yards	TD
1949	James Dillard	111	334	5
1950	James Dillard	122	408	3
1951	Herbert Scott	116	278	4
1952	William Casey	74	409	6
1953	--	--	--	--
1954	Fletcher Battle	360	--	--
1955	Robert Crawford	131	560	--
1956	Albert Jackson	87	350	--

1957	Elton Conner	98	275	--
1958	Norman Anderson	164	665	6
1959	Norman Anderson	132	474	--
1960	Willie Holland	80	544	9
1961	Willie Holland	192	883	14
1962	James Guthrie	75	330	--
1963	James Guthrie	87	513	4
1964	Charles Breece	58	327	3
1965	Edward Tomlin	107	458	5
1966	Sandy Bowers	115	747	10
1967	Edward Tomlin	122	663	9
1968	Jack Jones	80	310	4
1969	Derrick Anderson	71	197	--
1970	David Walters	282	--	--
1971	Derrick Anderson	67	187	3
1972	Adolph Hawkins	98	235	0
1973	Henry Tillman	146	498	2
1974	Larry Brooks	76	284	3
1975	Larry Brooks	114	435	5
1976	Lewey Hale	124	638	3
1977	Carl Turner	99	433	5
1978	Donnell Jones	151	487	3
1979	Anthony Armstrong	143	765	6
1980	Dennis Mahan	138	1,109	11
1981	Dennis Mahan	173	835	8
1982	Dennis Mahan	196	991	7
1983	Carl Painter	105	533	4
1984	Carl Painter	121	481	1
1985	Carl Painter	206	1,170	9
1986	Anthony Jones	56	383	3
1987	Carl Painter	172	981	14
1988	Tim Dudley	164	1,004	11
1989	Tim Dudley	187	1,013	7
1990	Tim Dudley	170	746	6
1991	Tony Clomax	87	358	8
1992	Carlos Fleeks	209	1,312	15
1993	Anthony Smith	181	1,034	9
1994	Lamonte Still	165	1,174	12
1995	Tyrone Mayer	204	1,193	9
1996	Tyrone Mayer	202	987	6
1997	Charles Jackson	185	1,143	7
1998	Montrell Coley	158	1,024	11
1999	Montrell Coley	156	892	8
2000	Montrell Coley	307	1,582	27
2001	Robert Smith	229	797	11
2002	Rian Thompson	219	730	12
2003	Alonzo Coleman	239	1,137	18
2004	Alonzo Coleman	225	1,133	13
2005	Alonzo Coleman	204	1,326	19
2006	Alonzo Coleman	158	1,052	12
2007	Kevin Beverly	143	598	9
2008	LaMarcus Coker	144	622	1
2009	LaMarcus Coker	197	1,027	6
2010	Antwon Chisholm	131	607	4
2011	Antwon Chisholm	192	796	8
2012	Jeremiah Schwartz	196	1,043	11
2013	Jorrian Washington	115	699	5
2014	Jorrian Washington	164	834	5
2015	Christopher Dukes	133	691	2

**100-Yard Rushing Games (Since 1986)**

253	Montrell Coley vs. Morgan State	2000
231	Montrell Coley vs. Delaware State	2000
223	Montrell Coley vs. Morgan State	1998
214	Charles Jackson vs. Morgan State	1997
212	Anthony Smith vs. Fayetteville State	1994
209	Alonzo Coleman vs. Jackson State	2004
206	Charles Jackson vs. Howard	1997
205	Montrell Coley vs. Norfolk State	2000
204	Kevin Beverly vs. North Carolina A&T	2006

202	Tyrone Mayer vs. Bethune-Cookman	1995
201	Jeremiah Schwartz vs. Bethune-Cookman	2012
196	Anthony Smith vs. Livingstone	1993
194	Lamonte Still vs. Johnson C. Smith	1994
193	Malcolm Benson vs. Morgan State	1995
191	Ardell Daniels vs. Savannah State	2004
188	Jeremiah Schwartz v. Savannah State	2012
184	Tyrone Mayer vs. Morgan State	1995
181	Alonzo Coleman vs. Florida A&M	2006
180	Alonzo Coleman vs. Bethune-Cookman	2006
178	Montrell Coley vs. South Carolina State	2000
178	Montrell Coley vs. South Carolina State	1997
176	Jorrian Washington vs. South Carolina State	2014
176	Lamonte Still vs. Norfolk State	1994
174	Robert Smith vs. Morgan State	2001
174	Carlos Fleeks vs. Cheyney	1992
172	Alonzo Coleman vs. Howard	2006
172	Alonzo Coleman vs. Gardner-Webb	2005
169	Ardell Daniels vs. South Carolina State	2004
169	Demetrius Hall vs. Virginia State	1987
168	Alonzo Coleman vs. Savannah State	2003
168	Rian Thompson vs. Bethune-Cookman	2002
168	Montrell Coley vs. Morgan State	1999
166	Marcus Hampton vs. N.C. Central	2013
166	Montrell Coley vs. Norfolk State	1997
165	Alonzo Coleman vs. Delaware State	2003
165	Tim Dudley vs. District of Columbia	1988
163	Alonzo Coleman vs. Bethune-Cookman	2005
163	Montrell Coley vs. Southern Utah	2000
163	Carlos Fleeks vs. Johnson C. Smith	1992
163	Carlos Fleeks vs. Morehouse	1992
162	Rian Thompson vs. Howard	2003
161	Kevin Beverly vs. Florida A&M	2007
160	Tim Dudley vs. West Virginia Tech	1988
158	Kevin Beverly vs. Winston-Salem State	2007
157	Antwon Chisholm vs. Delaware State	2010
156	Rian Thompson vs. Delaware State	2003
156	Tim Dudley vs. Tuskegee	1990
155	Lamonte Still vs. Fayetteville State	1994
155	Carl Painter vs. Bowie State	1987
155	Carl Painter vs. District of Columbia	1987
154	Van Morgan vs. North Carolina A&T	2007
154	Montrell Coley vs. Delaware State	1999
154	Todd Harvey vs. Winston-Salem State	1992
152	Charles Jackson vs. Florida A&M	1997
151	Lamonte Still vs. Grambling State	1994
150	Steve Robinson vs. Florida A&M	2009
150	Alonzo Coleman vs. Morgan State	2003
150	Tyrone Mayer vs. Clark-Atlanta	1996
149	Demetrius Hall vs. Elizabeth City State	1987
147	Dwayne Garrett vs. Florida A&M	2015
147	Anthony Smith vs. Elizabeth City State	1993
145	Montrell Coley vs. Grambling State	1999
144	Malcolm Benson vs. Virginia Union	1994
143	Alonzo Coleman vs. New Hampshire	2006
143	Terrance Warren vs. Johnson C. Smith	1991
142	Jorrian Washington vs. Delaware State	2014
142	Ardell Daniels vs. Savannah State	2005
142	Carlton Morant vs. Delaware State	2002
142	Pete Holloway vs. Virginia Union	1990
141	Antwon Chisholm vs. Alabama A&M	2011
141	Alonzo Coleman vs. South Carolina State	2003
140	Antwon Chisholm vs. Delaware State	2011
140	Ardell Daniels vs. Norfolk State	2005
140	Alonzo Coleman vs. Gardner-Webb	2004
140	Alonzo Coleman vs. North Carolina A&T	2005
138	Carlos Fleeks vs. Tuskegee	1992
137	Jorrian Washington vs. Morgan State	2013
137	Dennis Mathis vs. Morgan State	2008
137	Ardell Daniels vs. Norfolk State	2004

137	Andre White vs. Morehouse	1988
136	Jeremiah Schwartz vs. Delaware State	2012
136	Derrick McIlwain vs. Norfolk State	1999
136	Anthony Jones vs. Morehouse	1987
135	LaMarcus Coker vs. Delaware State	2009
133	Van Morgan vs. Savannah State	2005
133	Ardell Daniels vs. Gardner-Webb	2005
133	Montrell Coley vs. Norfolk State	1998
133	Tyrone Mayer vs. Norfolk State	1995
132	Montrell Coley vs. South Carolina State	1998
132	Tim Dudley vs. North Carolina Central	1990
132	Pete Holloway vs. Norfolk State	1989
130	Tyrone Mayer vs. Virginia State	1996
130	Carlos Fleeks vs. Virginia Union	1992
129	Jeremiah Schwartz vs. N.C. Central	2012
127	Jorrian Washington vs. Delaware State	2013
127	Malcolm Benson vs. Morris Brown	1993
127	Carl Painter vs. Winston-Salem State	1987
126	Alonzo Coleman vs. Morgan State	2005
126	Alonzo Coleman vs. Howard	2004
126	Alonzo Coleman vs. Bethune-Cookman	2004
126	Carl Painter vs. Norfolk State	1987
125	LaMarcus Coker vs. Howard	2009
125	Alonzo Coleman vs. Florida A&M	2005
125	Carlos Fleeks vs. Winston-Salem State	1992
124	LaMarcus Coker vs. Howard	2008
124	Tyrone Mayer vs. Bethune-Cookman	1996
123	Tim Dudley vs. Morehouse	1990
122	LaMarcus Coker vs. Alabama A&M	2009
120	Eric Carter vs. Bethune-Cookman	2014
120	Alonzo Coleman vs. Savannah State	2004
120	Montrell Coley vs. Florida A&M	1998
120	Pete Holloway vs. Tuskegee	1990
119	Jorrian Washington vs. Norfolk State	2013
119	LaMarcus Coker vs. Bethune-Cookman	2009
119	Tim Dudley vs. Tuskegee	1989
118	Montrell Coley vs. Bethune-Cookman	2000
117	Pete Holloway vs. Elizabeth City State	1990
116	Jeremiah Schwartz vs. Norfolk State	2012
116	Tyrone Mayer vs. Fayetteville State	1995
115	Rian Thompson vs. Howard	2002
115	Alonzo Coleman vs. Norfolk State	2005
114	Antwon Chisholm vs. North Carolina A&T	2010
114	Ardell Daniels vs. Florida A&M	2005
114	Darrell Flythe vs. Virginia Union	1994
113	Eric Carter vs. Delaware State	2014
113	Jeremiah Schwartz vs. Morgan State	2012
113	Montrell Coley vs. Winston-Salem State	2000
113	Derrick McIlwain vs. South Carolina State	1999
113	Derrick McIlwain vs. Delaware State	1998
113	Tim Dudley vs. Elizabeth City State	1988
112	Christopher Dukes vs. Morgan State	2012
112	LaMarcus Coker vs. North Carolina A&T	2009
112	Rian Thompson vs. North Carolina A&T	2002
112	Robert Smith vs. Norfolk State	2001
112	Tim Dudley vs. Morehouse	1989
111	Ardell Daniels vs. Morgan State	2004
111	Todd Harvey vs. Elizabeth City State	1992
110	Ardell Daniels vs. Bethune-Cookman	2005
110	Robert Smith vs. South Carolina State	2001
110	Montrell Coley vs. South Carolina State	1999
110	Tim Dudley vs. North Carolina Central	1989
109	LaMarcus Coker vs. Winston-Salem State	2009
109	LaMarcus Coker vs. South Carolina State	2008
109	Ardell Daniels vs. Jackson State	2005
109	Alonzo Coleman vs. North Carolina A&T	2003
109	Tyrone Mayer vs. Howard	1995
109	Demetrius Hall vs. Central State	1987
108	Anthony Smith vs. Morgan State	1995
108	Carlos Fleeks vs. Morehouse	1991
108	Demetrius Hall vs. Tuskegee	1987

107	Travis Hailes vs. Bowie State	2002
107	Ataveus Cash vs. Bethune-Cookman	2000
106	LaMarcus Coker vs. Bethune-Cookman	2008
106	Alonzo Coleman vs. North Carolina A&T	2004
106	Charles Jackson vs. Bethune-Cookman	1997
106	Anthony Smith vs. Elizabeth City State	1994
105	Brian Swain vs. Howard	2012
105	Montrell Coley vs. North Carolina A&T	2000
105	Alonzo Coleman vs. Norfolk State	2004
104	David Legree vs. Alabama A&M	2011
104	Alonzo Coleman vs. Savannah State	2005
104	Pete Holloway vs. Morehouse	1989
103	Eric Carter vs. Howard	2014
103	Lamonte Still vs. Howard	1994
102	Travis Hailes vs. Delaware State	2002
102	Tyrone Mayer vs. Florida A&M	1996
101	Jeremiah Schwartz vs. Florida A&M	2012
101	Steve Robinson vs. Winston-Salem State	2009
101	Alonzo Coleman vs. South Carolina State	2005
101	Robert Smith vs. North Carolina A&T	2001
101	Vincent Davis vs. C.W. Post	1994
101	Lamonte Still vs. Morehouse	1994
101	Anthony Smith vs. Morris Brown	1993
101	Carlos Fleeks vs. Norfolk State	1992
101	Tim Dudley vs. Livingstone	1988
100	Montrell Coley vs. Bethune-Cookman	1998
100	Carlos Fleeks vs. Virginia State	1992
100	Pete Holloway vs. Elizabeth City State	1989

## Career Leaders – Passing

Matt Montgomery	1991-94	7,839
Roy Johnson	1996-99	7,086
Princeton Shepherd	2003-06	5,116
David Legree	2009-11	4,118
Timothy Frazier	2000-03	4,035
Russell Seaton	1975-77	3,922
Herbert Byne	2007-10	3,833
DeRocke Croom	1987-90	3,022
Ataveus Cash	1998-2001	2,634
David Watford	2015	2,088

## 300-Yard Passing Games

407	Jaylian Williamson vs. Old Dominion	2014
403	Herbert Byne vs. Southern Illinois	2008
401	Herbert Byne vs. Florida A&M	2008
394	Matt Montgomery vs. Tuskegee	1991
361	Timothy Frazier vs. Florida A&M	2003
348	Herbert Byne vs. Winston-Salem State	2008
348	Matt Montgomery vs. North Carolina Central	1991
347	Travis Champion vs. Florida A&M	2012
335	David Watford vs. Kentucky State	2015
335	Jaylian Williamson vs. William & Mary	2014
326	Matt Montgomery vs. Virginia State	1993
319	Roy Johnson vs. William & Mary	2004
318	Matt Montgomery vs. Norfolk State	1992
310	T.J. Mitchell vs. Howard	2007

## Single-Season Leaders – Passing Yards

Herbert Byne	2008	2,713
T.J. Mitchell	2007	2,309
Matt Montgomery	1994	2,118
David Watford	2015	2,088
Matt Montgomery	1992	2,000
Matt Montgomery	1991	1,949
Roy Johnson	1999	1,946
Roy Johnson	1998	1,892
Princeton Shepherd	2004	1,890
Matt Montgomery	1993	1,772

## Career Leaders – Pass Completions

Matt Montgomery	1991-94	545
Roy Johnson	1996-99	502
Princeton Shepherd	2003-06	366
David Legree	2009-11	332
Timothy Frazier	2000-03	298
Russell Seaton	1975-77	284
Herbert Byne	2007-10	268
T.J. Mitchell	2006-07	210
Ataveus Cash	1998-2001	195
DeRocke Croom	1987-90	174

## Single-Season Leaders – Pass Completions

Herbert Byne	2008	199
T.J. Mitchell	2007	173
David Watford	2015	167
Princeton Shepherd	2006	150
Matt Montgomery	1994	148
David Legree	2011	141
David Legree	2010	138
Matt Montgomery	1992	136
Roy Johnson	1998	134
Matt Montgomery	1993	132

## Career Leaders – Touchdown Passes

Matt Montgomery	1991-94	63
Russell Seaton	1975-77	51
Princeton Shepherd	2003-06	48
Roy Johnson	1996-99	45
Timothy Frazier	2000-03	30
Herbert Byne	2007-10	27
David Legree	2009-11	26
Kevin Joiner	1981-82	24
David Watford	2015	21
T.J. Mitchell	2006-07	20
DeRocke Croom	1987-90	19

## Single-Season Leaders – Touchdown Passes

Matt Montgomery	1992	25
David Watford	2015	21
Russell Seaton	1976	20
Herbert Byne	2008	19
Russell Seaton	1977	19
Princeton Shepherd	2004	18
Roy Johnson	1998	17
Princeton Shepherd	2006	17
T.J. Mitchell	2007	17
Matt Montgomery	1994	15

## Year-By-Year Passing Leaders

Year	Name	Comp	Att	Yards	TD
1949	James Dillard	14	25	233	3
1950	James Dillard	23	42	277	2
1951	Herbert Scott	22	59	292	2
1952	William Casey	27	62	459	4
1953	--	--	--	--	--
1954	Richard Clary	13	--	435	--
1955	Richard Clary	31	82	369	3
1956	Louis Shackleford	25	52	361	2
1957	Louis Shackleford	16	43	186	2
1958	Louis Shackleford	28	76	279	4
1959	Louis Shackleford	21	60	227	0
1960	James Young	30	62	421	3
1961	Jon Thomas	51	85	503	1
1962	Carey Hughley	45	103	640	4
1963	Carey Hughley	70	170	996	10
1964	Carey Hughley	67	193	794	4
1965	Raymond Collins	29	61	34	1
1966	Lionel Williams	65	160	1,144	13
1967	Lionel Williams	84	180	1,196	12

1968	Lionel Williams	61	140	847	3
1969	Tillman Sease	90	203	918	4
1970	Tillman Sease	85	214	968	2
1971	Tillman Sease	72	180	971	5
1972	Reginald Johns	44	98	421	4
1973	Dwight Joyner	31	105	387	2
1974	Dwight Joyner	56	137	692	3
1975	Russell Seaton	77	178	1,065	12
1976	Russell Seaton	84	204	1,292	20
1977	Russell Seaton	123	280	1,565	19
1978	Jenson Baker	67	181	924	6
1979	Fred Randolph	36	85	459	4
1980	Mark Roberts	38	78	710	5
1981	Kevin Joyner	57	119	746	12
1982	Kevin Joyner	59	125	875	12
1983	Rodney Alderman	32	95	526	2
1984	Marco Stacy	36	97	489	4
1985	Marco Stacy	34	89	796	10
1986	Anthony Pilott	63	129	993	6
1987	DeRocke Croom	33	586	554	5
1988	Russell Johnson	66	170	1,437	14
1989	DeRocke Croom	67	177	1,124	8
1990	DeRocke Croom	74	182	1,344	6
1991	Matt Montgomery	129	305	1,949	10
1992	Matt Montgomery	136	252	2,000	25
1993	Matt Montgomery	132	228	1,772	13
1994	Matt Montgomery	148	251	2,118	15
1995	Sekou Wilson	90	186	1,355	9
1996	Roy Johnson	131	256	1,757	10
1997	Roy Johnson	113	217	1,491	9
1998	Roy Johnson	134	250	1,892	17
1999	Roy Johnson	124	247	1,946	9
2000	Ataveus Cash	99	218	1,501	9
2001	Ataveus Cash	90	179	1,030	7
2002	Timothy Frazier	101	201	1,351	11
2003	Timothy Frazier	97	204	1,586	11
2004	Princeton Shepherd	108	200	1,890	18
2005	Princeton Shepherd	76	134	1,055	8
2006	Princeton Shepherd	150	222	1,750	17
2007	T.J. Mitchell	173	332	2,309	17
2008	Herbert Bynes	199	353	2,713	19
2009	Herbert Bynes	59	115	987	8
2010	David Legree	138	288	1,679	9
2011	David Legree	141	229	1,636	10
2012	Travis Champion	119	202	1,237	8
2013	Bryan Bailey	96	171	1,131	9
2014	Jaylian Williamson	109	172	1,259	6
2015	David Watford	167	315	2,088	21

**Career Leaders – Receiving Yards**

Johnnie Barnes	1988-91	3,090
Zuriel Smith	1999-2002	2,750
Mike Jenkins	1993-96	2,629
Jerome Mathis	2002-04	2,456
Twarn Mixson	2012-	1,271
Marquay McDaniel	2003-06	2,026
Jeremy Gilchrist	2006-08	1,796
Reggie Midget	1974-77	1,790
Shaun Parker	1989-92	1,645
Isaiah Thomas	2007-11	1,499

**Single-Season Leaders – Receiving Yards**

Jeremy Gilchrist	2007	1,043
Twarn Mixson	2015	1,027
Jerome Mathis	2003	977
Mike Jenkins	1996	963
Johnnie Barnes	1988	951
Johnnie Barnes	1991	934
Justin Brown	2008	887
Mike Jenkins	1995	836

Zuriel Smith	2000	816
Marquay McDaniel	2006	786

**Career Leaders – Receptions**

Zuriel Smith	1999-2002	189
Marquay McDaniel	2003-06	151
Mike Jenkins	1993-96	148
Twarn Mixson	2012-	140
Johnnie Barnes	1988-91	134
Jeremy Gilchrist	2006-08	128
Javaris Brown	2010-12	112
Isaiah Thomas	2007-11	111
Antwon Chisholm	2010-13	108
Shaun Parker	1989-92	108

**Single-Season Leaders – Receptions**

Jeremy Gilchrist	2007	69
Twarn Mixson	2015	59
Marquay McDaniel	2006	59
Zuriel Smith	2001	58
Onrea Jones	2006	57
Justin Brown	2008	56
Mike Jenkins	1996	56
Zuriel Smith	2002	53
Isaiah Thomas	2011	52
Mike Jenkins	1995	52
Twarn Mixson	2014	50
Rayshad Riddick	2014	50
Johnnie Barnes	1991	50

**Career Leaders – Touchdown Receptions**

Johnnie Barnes	1988-91	22
Marquay McDaniel	2003-06	22
Jerome Mathis	2002-04	21
Zuriel Smith	1999-2002	21
Mike Jenkins	1993-96	20
Twarn Mixson	2012-	19
Reggie Midget	1974-77	16
Javaris Brown	2010-12	12
Isaiah Thomas	2007-11	11
Justin Brown	2007-08	11
Warren Broughton	1996-99	11
Shaun Parker	1989-92	11
Anthony Smith	1976-80	11

**Single-Season Leaders – Touchdown Receptions**

Marquay McDaniel	2006	14
Johnnie Barnes	1988	10
Twarn Mixson	2015	9
Justin Brown	2008	9
Jerome Mathis	2004	9
Jerome Mathis	2003	9
Anthony Smith	1980	8
Mike Jenkins	1994	8
Jeremy Gilchrist	2007	7
Mike Jenkins	1995	7
Johnnie Barnes	1991	7
Twarn Mixson	2014	6
Reginald Hicks	2011	6
Isaiah Thomas	2009	6
Marquay McDaniel	2005	6
Zuriel Smith	2002	6
Zuriel Smith	2001	6
Warren Broughton	1998	6
Timothy Benson	1992	6
Shaun Parker	1992	6
Lewey Hale	1976	6
Reggie Midget	1977	6

**100-Yard Receiving Games (Since 1986)**

234	Jerome Mathis vs. Gardner-Webb	2004
223	Mike Jenkins vs. C.W. Post	1994
219	Johnnie Barnes vs. Livingstone	1988
207	Tyrone Tolbert vs. Florida A&M	1997
205	Warren Broughton vs. William & Mary	1998
192	Onrea Jones vs. Richmond	2005
188	Jerome Mathis vs. William & Mary	2004
177	Jeremy Gilchrist vs. Delaware State	2007
176	Johnnie Barnes vs. Virginia State	1991
175	Mike Jenkins vs. Elizabeth City State	1995
174	Mike Jenkins vs. Delaware State	1996
172	Twarn Mixson vs. Savannah State	2015
165	Mike Jenkins vs. Howard	1995
163	Justin Brown vs. Southern Illinois	2008
163	Mike Jenkins vs. Norfolk State	1996
160	Michael Compton vs. Delaware State	2001
160	Zuriel Smith vs. South Carolina State	2001
158	Terrence Warren vs. Tuskegee	1990
156	Johnnie Barnes vs. North Carolina Central	1991
152	Justin Brown vs. Norfolk State	2007
150	Zuriel Smith vs. Norfolk State	2000
149	Marquay McDaniel vs. Florida A&M	2005
147	Justin Brown vs. Florida A&M	2008
147	Jeremy Gilchrist vs. Bethune-Cookman	2007
146	Jerome Mathis vs. Tuskegee	2003
145	SeQuan Gooding vs. Bethune-Cookman	2014
143	Dyrri McCain vs. North Carolina Central	2011
142	Zuriel Smith vs. South Carolina State	2002
142	Shaun Parker vs. Tuskegee	1991
141	Javaris Brown vs. Florida A&M	2010
141	Jerome Mathis vs. Florida A&M	2003
141	Zuriel Smith vs. South Carolina State	2000
140	Johnnie Barnes vs. Elizabeth City State	1988
136	Twarn Mixson vs. North Carolina A&T	2015
136	Mike Jenkins vs. Morgan State	1996
135	Twarn Mixson vs. Kentucky State	2015
133	Justin Brown vs. Howard	2008
131	Timothy Benson vs. Tuskegee	1991
131	Shaun Parker vs. North Carolina Central	1990
130	Vincent Davis vs. Delaware State	1995
130	Johnnie Barnes vs. Bowie State	1988
129	Terrence Warren vs. Norfolk State	1992
126	Johnnie Barnes vs. North Carolina Central	1989
124	Jerome Mathis vs. Bethune-Cookman	2002
124	Zuriel Smith vs. Bethune-Cookman	2001
124	Mike Jenkins vs. Morehouse	1995
123	Twarn Mixson vs. William & Mary	2014
123	Dyrri McCain vs. Princeton	2011
122	Isaiah Thomas vs. Morgan State	2009
122	Zuriel Smith vs. Delaware State	2000
122	Mike Jenkins vs. Norfolk State	1994
122	Johnnie Barnes vs. Virginia State	1988
121	Johnnie Barnes vs. Tuskegee	1990
119	Twarn Mixson vs. Howard	2015
119	Rayshad Riddick vs. Old Dominion	2014
119	Kyle Payne vs. William & Mary	1997
119	Johnnie Barnes vs. Norfolk State	1990
118	Onrea Jones vs. Savannah State	2005
118	Johnnie Barnes vs. Morehouse	1990
118	Carl Painter vs. Virginia Union	1987
115	Jerome Mathis vs. Norfolk State	2002
115	Marquay McDaniel vs. Norfolk State	2006
114	Johnnie Barnes vs. Virginia Union	1988
113	Jorrian Washington vs. William & Mary	2014
113	Derek Faulkner vs. Morgan State	2005
113	Terrence Green vs. Morehouse	1988
113	Marquay McDaniel vs. Grambling State	2006
112	Zuriel Smith vs. Howard	2000
112	Jeremy Gilchrist vs. North Carolina A&T	2007

111	Leon Shorter vs. Norfolk State	2013
111	Justin Brown vs. Winston-Salem State	2008
110	Lamonte Still vs. Johnson C. Smith	1994
110	Jeremy Gilchrist vs. South Carolina State	2007
110	Kevin Teel vs. Howard	2007
109	Jerome Mathis vs. South Carolina State	2004
109	Zuriel Smith vs. Howard	2002
108	Michael Compton vs. Winston-Salem State	2000
107	Jerome Mathis vs. Morgan State	2003
107	Jeremy Gilchrist vs. Morgan State	2007
106	Isaiah Thomas vs. Florida A&M	2009
106	Justin Brown vs. Delaware State	2008
106	Montrell Coley vs. Delaware State	1998
106	Johnnie Barnes vs. Tuskegee	1988
105	Twarn Mixson vs. Norfolk State	2013
104	Damon McDaniel vs. North Carolina A&T	2009
104	Marquay McDaniel vs. Howard	2006
103	Javaris Brown vs. Morgan State	2010
103	Matt Williams vs. William & Mary	1998
103	Onrea Jones vs. Central State	2006
102	Warren Broughton vs. Liberty	1998
102	Shaun Parker vs. North Carolina Central	1992
101	Antonio Ricks vs. Liberty	1996
101	Shaun Parker vs. Elizabeth City State	1991
100	Twarn Mixson vs. Florida A&M	2015
100	Johnnie Barnes vs. Virginia State	1989

## Year-By-Year Receiving Leaders

Year	Name	Rec.	Yards	TD	Avg.
1949	Charles Lewis	29	410	6	14.1
1950	Robert Ayers	22	316	5	14.4
1951	Robert Ayers	20	167	2	8.4
1952	Harry Eason	10	157	0	8.4
1953	--	--	--	--	15.7
1954	John Harris	10	--	--	--
1955	John Harris	21	184	2	8.8
1956	Clyde Clark	12	143	0	11.9
1957	Clyde Clark	15	155	0	10.3
1958	Moses Easter	12	169	0	14.1
1959	Charles Bey	14	213	1	15.2
1960	Charles Bey	31	469	3	15.1
1961	Vernon Anthony	20	239	1	11.9
1962	Vernon Anthony	18	276	1	15.3
1963	Marcellus King	29	479	4	16.5
1964	Marcellus King	23	257	0	11.2
1965	Charles Smith	22	263	1	11.9
1966	Dave Hayden	15	338	1	22.5
1967	Dave Hayden	29	473	3	16.3
1968	Robert Johnson	21	503	3	23.9
1969	Robert Johnson	37	450	3	12.2
1970	Robert Johnson	47	619	2	13.2
1971	Robert Johnson	30	435	6	14.5
1972	Bobby Brown	23	205	0	8.9
1973	Charles Robinson	12	244	2	20.2
1974	Reggie Midget	23	476	2	20.6
1975	Reggie Midget	27	415	5	15.4
1976	Larry Williams	21	303	5	14.4
1977	Reggie Midget	33	562	6	17.0
1978	Anthony Smith	15	282	0	18.6
	Glen Johnson	15	174	1	11.6
1979	Anthony Smith	24	462	2	19.3
1980	Anthony Smith	28	508	8	18.1
1981	Wallace Young	22	222	3	10.1
1982	Wallace Young	15	169	2	11.3
1983	Bruce Twyner	20	458	2	22.9
1984	Larry Archie	13	163	1	12.5
1985	Darryl Skinner	12	373	4	31.1
1986	Herbert Skinner	13	338	2	26.0
1987	Herbert Skinner	15	307	1	20.5
1988	Johnnie Barnes	30	941	19	31.4

1989	Johnnie Barnes	28	584	4	20.9
1990	Johnnie Barnes	26	621	1	23.9
1991	Johnnie Barnes	50	934	7	18.7
1992	Shaun Parker	48	705	6	14.7
1993	Craig Rainey	37	587	3	15.9
1994	Lamonte Still	38	413	1	10.9
1995	Mike Jenkins	52	836	7	16.1
1996	Mike Jenkins	56	963	5	17.2
1997	Kyle Payne	36	509	1	14.1
1998	Matt Williams	48	636	4	13.2
1999	Warren Broughton	31	504	2	16.3
2000	Zuriel Smith	47	816	5	17.4
2001	Zuriel Smith	58	732	6	12.6
2002	Zuriel Smith	53	773	6	14.6
2003	Jerome Mathis	40	977	9	24.4
2004	Jerome Mathis	29	864	9	29.8
2005	Marquay McDaniel	42	637	6	15.2
2006	Marquay McDaniel	59	786	14	13.3
2007	Jeremy Gilchrist	69	1,043	7	15.1
2008	Justin Brown	56	887	9	15.8
2009	Isaiah Thomas	27	550	6	20.4
2010	Javaris Brown	40	639	5	16.0
2011	Dyrri McCain	44	673	5	15.3
2012	Andre Griffin	25	311	2	12.4
2013	Antwon Chisholm	49	540	5	11.0
2014	Twarn Mixson	50	615	6	12.3
2015	Twarn Mixson	59	1,027	9	17.4

## Career Leaders – Punt Return Yards

Marquay McDaniel	2003-06	1,907
Zuriel Smith	1999-2002	1,145
Jeremy Gilchrist	2006-08	817
Darryl Skinner	1983-86	597
Antonio Ricks	1994-97	557
Clarence Bailey	1984-85	513
Kevin White	1992-95	488
Donald Turner	1996-98	411
Travis Coleman	1998-2001	397
Shaun Parker	1989-91	296

## Single-Season Leaders – Punt Return Yards

Marquay McDaniel	2005	714
Marquay McDaniel	2003	514
Zuriel Smith	2001	514
Zuriel Smith	2002	500
Marquay McDaniel	2004	440
Jeremy Gilchrist	2008	437
Jeremy Gilchrist	2007	380
Kevin White	1992	354
Antonio Ricks	1994	348
Clarence Bailey	1984	287

## Year-By-Year Punt Return Leaders

Year	Name	No.	Yards	Avg.
1973	Michael Parker	3	63	21.0
1974	Ronald Montgomery	4	41	10.3
1975	Nathaniel Taylor	12	51	4.3
1976	Lewey Hale	12	130	10.8
1977	Donovan Rose	15	116	7.7
1978	Donovan Rose	14	67	4.8
1979	Anthony Armstrong	4	62	15.5
1980	Richard Coggins	10	107	10.7
1981	Bruce Twyner	10	67	6.7
1982	Oliver James	13	124	9.5
1983	Darryl Skinner	12	132	11.0
1984	Clarence Bailey	15	287	19.1
1985	Darryl Skinner	19	246	12.9
1986	Darryl Skinner	11	110	10.0
1987	Mark Brailey	16	138	8.6
1988	--	--	--	--

1989	Shaun Parker	7	104	14.9
1990	Shaun Parker	23	192	8.3
1991	--	--	--	--
1992	Kevin White	35	354	10.1
1993	Kevin White	6	35	5.8
1994	Antonio Ricks	32	348	10.9
1995	Kevin White	8	99	12.4
1996	Antonio Ricks	24	130	5.4
1997	Donald Turner	27	239	8.9
1998	Willie Bennett	10	146	14.6
1999	Travis Coleman	19	181	9.5
2000	Travis Coleman	10	172	17.7
2001	Zuriel Smith	29	514	17.7
2002	Zuriel Smith	27	500	18.5
2003	Marquay McDaniel	41	514	12.5
2004	Marquay McDaniel	26	440	16.9
2005	Marquay McDaniel	49	714	14.6
2006	Marquay McDaniel	28	239	8.5
2007	Jeremy Gilchrist	20	380	19.0
2008	Jeremy Gilchrist	28	437	15.6
2009	Damon McDaniel	15	171	11.4
2010	Isaiah Thomas	9	106	11.8
2011	Justin Blake	9	76	8.4
2012	Aaron Matthews	9	102	11.3
2013	Antwon Chisholm	6	27	4.5
2014	Rayshad Riddick	12	35	2.9
2015	Rayshad Riddick	13	119	9.2

## Career Leaders – Kickoff Return Yards

Kevin Teel	2005-08	2,060
Jorrian Washington	2011-14	1,932
Terrance Patrick	2000-03	1,814
Jerome Mathis	2002-04	1,648
Antonio Ricks	1994-97	1,213
Shaun Parker	1989-91	945
Antwon Chisholm	2010-13	916
Christopher Parker	1998-2001	829
Lewey Hale	1975-78	808

## Single-Season Leaders – Kickoff Return Yards

Jerome Mathis	2004	888
Terrance Patrick	2001	854
Kevin Teel	2007	789
Kevin Teel	2006	718
Kevin Teel	2008	553
Jorrian Washington	2011	546
Jorrian Washington	2014	520
Shaun Parker	1991	483
Terrance Patrick	2002	465
Jorrian Washington	2013	447

## Year-By-Year Kickoff Return Leaders

Year	Name	No.	Yards	Avg.
1972	Abraham Weldon	21	525	25.0
1973	David Walters	5	105	21.0
1974	Nathaniel Taylor	17	308	18.1
1975	Nathaniel Taylor	16	293	18.3
1976	Lewey Hale	20	380	19.0
1977	John Black	12	215	17.9
1978	Lewey Hale	6	159	26.5
1979	Anthony Armstrong	18	440	24.4
1980	Al Bryant	14	249	17.8
1981	Anthony Armstrong	8	202	25.3
1982	Oliver James	11	248	22.5
1983	Darryl Skinner	13	311	23.9
1984	Darryl Skinner	8	190	23.8
1985	Clarence Bailey	11	292	26.5
1986	--	--	--	--
1987	Alvin Tynes	21	421	20.0
1988	--	--	--	--



1989	Shaun Parker	10	235	23.5
1990	Shaun Parker	15	202	13.5
1991	Shaun Parker	28	483	17.3
1992	Terrence Warren	12	288	24.0
1993	Johann Fuller	9	202	22.4
1994	Kevin White	15	331	22.1
1995	Antonio Ricks	17	312	18.4
1996	Antonio Ricks	19	383	20.2
1997	Willie Bennett	11	225	20.5
1998	Willie Bennett	16	363	22.7
1999	Christopher Parker	15	299	19.9
2000	Terrance Patrick	14	293	20.9
2001	Terrance Patrick	31	854	27.5
2002	Terrance Patrick	19	465	24.5
2003	Jerome Mathis	17	343	20.2
2004	Jerome Mathis	25	888	35.5
2005	Calvin Bannister	12	311	25.9
2006	Kevin Teel	23	718	31.2
2007	Kevin Teel	39	789	20.2
2008	Kevin Teel	15	553	36.9
2009	LaMarcus Coker	17	308	18.1
2010	Reggie Dixon	7	143	20.4
2011	Jorrian Washington	27	546	20.2
2012	Jorrian Washington	12	419	34.9
2013	Jorrian Washington	19	447	23.5
2014	Jorrian Washington	25	520	20.8
2015	Darius Banks	13	374	28.8

**Career Leaders – Scoring**

Alonzo Coleman	2003-06	384
Andrew Paterini	2003-06	361
Montrell Coley	1997-2000	326
Malcolm Benson	1993-95	212
Dennis Mahan	1979-82	212
Carl Painter	1983-87	192
Jerome Mathis	2002-04	180
Tellis Bolden	1999-2002	170
Ethan Pitts	1991-93	159
Zuriel Smith	1999-2002	158

**Single-Season Leaders – Scoring**

Montrell Coley	2000	172
Alonzo Coleman	2005	114
Ardell Daniels	2004	108
Alonzo Coleman	2003	108
Carlos Fleeks	1992	108
Andrew Paterini	2005	104
Andrew Paterini	2004	104
Jerome Mathis	2004	96
Carl Painter	1987	96
Andrew Paterini	2006	96

**Career Leaders – Touchdowns**

Alonzo Coleman	2003-06	64
Montrell Coley	1997-2000	53
Malcolm Benson	1993-95	35
Dennis Mahan	1979-82	35
David Legree	2009-11	33
Carl Painter	1983-87	32
Jerome Mathis	2002-04	30
Herbert Byne	2007-10	29
Ardell Daniels	2004-05	28
Zuriel Smith	1999-2002	26
DeRocke Croom	1987-90	25
Tim Dudley	1988-90	25

**Single-Season Leaders – Touchdowns**

Montrell Coley	2000	28
Herbert Byne	2008	21

Alonzo Coleman	2005	19
Ardell Daniels	2004	18
Carlos Fleeks	1992	18
Alonzo Coleman	2003	18
T.J. Mitchell	2007	18
Jerome Mathis	2004	16
Carl Painter	1987	16
Alonzo Coleman	2004	15
Marquay McDaniel	2006	15

**Year-By-Year Scoring Leaders**

Year	Name	TD	EP	FG	Pts.
1952	William Casey	6	0	0	36
1953	--	--	--	--	--
1954	--	--	--	--	--
1955	Herbert Bailey	4	0	0	24
	Richard Clary	4	0	0	24
1956	Herbert Bailey	2	2	0	14
1957	Adrian Nelson	3	0	0	18
1958	Norman Anderson	6	0	0	36
	Edward Henderson	6	0	0	36
1959	Louis Shackelford	5	4	0	34
1960	Willie Holland	9	1	0	55
1961	Willie Holland	14	*2	0	88
1962	Vernon Anthony	3	0	0	18
	John Boykin	3	0	0	18
1963	Marcellus King	6	0	0	36
1964	Henry Wiley	2	4	4	28
1965	Edward Tomlin	5	0	0	30
1966	Edward Tomlin	11	0	0	66
1967	Edward Tomlin	9	13	9	67
1968	Jack Jones	4	0	0	24
	Burlock Wells	4	0	0	24
1969	Robert Johnson	6	0	0	36
1970	David Walters	3	0	0	18
1971	Robert Johnson	6	0	0	36
1972	George Lockett	4	2	0	26
1973	Henry Tillman	2	0	0	12
	Charles Robinson	2	0	0	12
	J.C. Trower	2	0	0	12
1974	J.C. Trower	4	*1	0	26
1975	Larry Brooks	5	0	0	30
1976	Lewey Hale	9	*1	0	56
1977	Carl Turner	6	*2	0	40
1978	Lewey Hale	5	0	0	30
	Donnel Jones	5	0	0	30
	Howard Johnson	5	0	0	30
1979	Anthony Armstrong	7	*1	0	44
1980	--	--	--	--	--
1981	Dennis Mahan	9	0	0	54
1982	Dennis Mahan	10	0	0	60
1983	Bruce Twyner	7	0	0	42
1984	Clarence Bailey	3	0	0	18
1985	Carl Painter	10	0	0	60
1986	Pete Holloway	4	0	0	24
1987	Carl Painter	14	0	0	84
1988	Tim Dudley	12	*2	--	76
1989	DeRocke Croom	12	*1	--	76
1990	DeRocke Croom	11	0	0	66
1991	Tony Clomax	8	0	0	48
1992	Carlos Fleeks	18	--	--	108
1993	Kevin White	14	--	--	84
1994	Malcolm Benson	13	--	--	78
	Lamonte Still	13	--	--	78
1995	Malcolm Benson	10	1	--	62
1996	Terry Ricks	8	0	0	48
1997	Charles Jackson	9	0	0	54
1998	Montrell Coley	14	0	0	84
1999	Montrell Coley	8	*2	0	52

2000	Montrell Coley	28	0	0	172
2001	Robert Smith	11	0	0	66
2002	Tellis Bolden	0	44	10	74
2003	Alonzo Coleman	18	0	0	108
2004	Ardell Daniels	18	0	0	108
2005	Alonzo Coleman	19	0	0	114
2006	Andrew Paterini	0	48	16	96
2007	Carlo Turavani	0	11	36	69
2008	Carlo Turavani	0	30	12	66
2009	LaMarcus Coker	7	0	0	42
2010	Rodrigo Hernandez	0	18	6	36
	Javaris Brown	6	0	0	36
2011	Taurean Durham	0	36	10	66
2012	Jeremiah Schwartz	11	0	0	66
2013	Anthony Prevost	0	28	17	76
2014	Anthony Prevost	0	27	9	54
2015	Twarn Mixson	9	0	0	54
	Adam Brown	0	6	36	54

\*indicates 2-point conversion

**Career Leaders – Total Tackles**

Gareth Bonds	1989-92	389
Delbert Tyler	2010-13	383
Justin Durant	2003-06	339
James Chapman	1987-90	332
Joshua Thorne	2012-15	307
Reggie Doss	1976-77	281
Dirul Diaab	2001-04	238
Kendall Langford	2004-07	236
Deon Hunt	1996-99	220
Isaac Hilton	2000-03	205

**Single-Season Leaders – Total Tackles**

Darrell Flythe	1996	169
Reggie Doss	1977	156
Gareth Bonds	1991	133
Delbert Tyler	2013	131
Justin Durant	2005	124
Carvin Johnson	2013	122
Kitwana Jones	2003	116
Joshua Thorne	2013	115
Joshua Thorne	2014	113
Wakeem Goode	2008	111
Vernon Woodson	2002	111

**Career Leaders – Solo Tackles**

Gareth Bonds	1989-92	202
Deon Hunt	1996-99	180
Justin Durant	2003-06	176
James Chapman	1987-90	161
Delbert Tyler	2010-13	159
Darrell Flythe	1993-96	155
Reggie Doss	1976-77	147

**Single-Season Leaders – Solo Tackles**

Darrell Flythe	1996	110
Gareth Bonds	1991	87

**Career Leaders – Interceptions**

Melvin Crawford	1991-94	20
Stacy Saunders	1985-89	17
Leroy Graham	1974-77	13
Travis Oliver	2000-03	12

**Single-Season Leaders – Interceptions**

Stacy Saunders	1988	11
Jonathan Wilson	1991	10
Melvin Crawford	1992	8
Donovan Rose	1978	8



## HAMPTON UNIVERSITY IN THE NCAA RECORD BOOKS

### **Most Touchdowns Scored on Total Returns – Game**

5-Hampton vs. Virginia State, Sept. 22, 2001 (3 punt returns, 2 kickoff returns)

### **Most Overtime Periods**

6-Florida A&M (39) vs. Hampton (38), Oct. 5, 1996

### **Most Points Scored in Overtime Period, Both Teams**

77-Florida A&M (39) vs. Hampton (38), Oct. 5, 1996

### **Most Seasons Gaining 1,000 Yards or More Rushing**

4-Alonzo Coleman, 2003-06

### **Two Players, Same Team, Each Gaining 1,000 Yards or More Rushing**

Hampton, 2004-Alonzo Coleman (1,133) and Ardell Daniels (1,098)

Hampton, 2005-Alonzo Coleman (1,326) and Ardell Daniels (1,044)

### **Most Touchdowns Scored On Kickoff Returns – Season**

5-Jerome Mathis, 2004

### **Most Touchdowns Scored On Kickoff Returns – Game**

6-Jerome Mathis, 2001-04

### **Most Punt Returns – Career**

144-Marquay McDaniel, 2003-06

### **Most Punt Return Yards – Career**

1,907-Marquay McDaniel, 2003-06

### **Most Touchdowns Scored on Punt Returns – Game**

3-Zuriel Smith vs. Virginia State, Sept. 22, 2001

## ANNUAL CHAMPIONS

### INDIVIDUAL

2000-Montrell Coley (172 points, 15.6 ppg)

### **Kickoff Returns**

2004-Jerome Mathis (25 ret., 888 yards, 35.5 avg.)

### **Punt Returns**

1985-Darryl Skinner (19 ret., 425 yards, 22.4 avg.)

2002-Zuriel Smith (27 ret., 500 yards, 18.5 avg.)

2007-Jeremy Gilchrist (20 ret., 380 yards, 19.0 avg.)

### **Field Goals Made**

2005-Andrew Paterini (20 made)

### TEAM

### **Rushing Defense**

1994-66.0 ypg

### **Scoring Offense**

1994-46.4 ppg

### **Kickoff Returns**

2001-28.2 avg.

2004-30.5 avg.

### **Kickoff Return Defense**

2014-14.42 avg.

### **Punt Returns**

2002-17.8 avg.

### **Turnovers Gained**

2004-43

### **Fumbles Recovered**

2004-20

## INDIVIDUAL

**Total Offense**

1963	Carey Hughley	1,023 yards
1967	Lionel Williams	1,462 yards
1992	Matt Montgomery	2,389 yards
2008	Herbert Byne	2,616 yards

**Rushing**

1963	James Guthrie	513 yards
1966	Sandy Bowers	747 yards
1980	Dennis Mahan	1,109 yards
1981	Dennis Mahan	835 yards
1985	Carl Painter	1,170 yards
1989	Tim Dudley	1,013 yards
2000	Montrell Coley	1,582 yards
2003	Alonzo Coleman	1,137 yards
2005	Alonzo Coleman	1,326 yards
2009	LaMarcus Coker	1,027 yards
2012	Jeremiah Schwartz	1,043 yards

**Passing**

1961	John Thomas	503 yards
1967	Lionel Williams	1,196 yards
1977	Russell Seaton	1,565 yards
1992	Matt Montgomery	2,237 yards
2003	Timothy Frazier	1,586 yards
2007	T.J. Mitchell	2,309 yards
2008	Herbert Byne	2,713 yards

**Passing Yards Per Game**

2015	David Watford	209.8 avg.
------	---------------	------------

**Receptions**

1955	Johnny Harris	21 receptions
1960	Charles Bey	31 receptions
1970	Robert Johnson	47 receptions
2007	Jeremy Gilchrist	69 receptions

**Receptions Per Game**

2014	Twarn Mixson	5.6 avg.
2015	Twarn Mixson	5.4 avg.

**Receiving Yards Per Game**

2008	Justin Brown	80.6 avg.
2014	Twarn Mixson	68.3 avg.
2015	Twarn Mixson	93.4 avg.

**Scoring**

1961	Willie Holland	88 points
1966	Edward Tomlin	66 points
1980	Dennis Mahan	86 points
1987	Carl Painter	96 points
1992	Carlos Fleeks	108 points
2000	Montrell Coley	172 points
2003	Alonzo Coleman	108 points
2005	Alonzo Coleman	114 points
2006	Andrew Paterini	96 points
2012	Jeremiah Schwartz	66 points

**All-Purpose Yards**

2003	Jerome Mathis	1,407 yards
2004	Jerome Mathis	1,950 yards
2014	Jorrian Washington	1,679 yards

**Kickoff Returns**

2004	Jerome Mathis	35.5 avg.
2006	Kevin Teel	31.2 avg.
2008	Kevin Teel	36.9 avg.

**Punt Returns**

2002	Zuriel Smith	18.5 avg.
2004	Marquay McDaniel	16.9 avg.

**Tackles**

1996	Darrell Flythe	169
2002	Vernon Woodson	111

**Tackles Per Game**

2014	Joshua Thorne	10.3 avg.
------	---------------	-----------

**Tackles For Loss**

2009	Brandon Peguese	16.0
------	-----------------	------

**Sacks**

2002	Isaac Hilton	13
2004	Micah Littlejohn	7
2008	Chris Baker	8.5
2009	Brandon Peguese	7.5

**Fumbles Recovered**

2009	Michael Swett	3
------	---------------	---

**Passes Defended**

2010	Micah Pellerin	16
2011	Micah Pellerin	19

**Field Goals**

2008	Carlo Turavani	1.09 avg.
2013	Anthony Prevost	1.42 avg.

**Field Goal Percentage**

2013	Anthony Prevost	89.5
------	-----------------	------

**Punting**

1995	Todd Covington	39.0 avg.
2003	Cameron Muro	42.1 avg.
2004	Cameron Muro	41.9 avg.
2007	Jahmal Blanchard	43.1 avg.
2008	Jahmal Blanchard	43.1 avg.
2009	Jahmal Blanchard	43.9 avg.
2014	Christian Faber-Kinney	42.9 avg.
2015	Christian Faber-Kinney	40.9 avg.

## TEAM

**Total Offense**

1988.....	392.8 yards/game
1992.....	449.3 yards/game
1994.....	506.8 yards/game

**Total Defense**

1985.....	196.6 yards/game
1994.....	261.8 yards/game
1997.....	238.5 yards/game
2006.....	271.5 yards/game

**Rushing Offense**

1992.....	257.8 yards/game
1993.....	239.2 yards/game
1994.....	327.2 yards/game
1997.....	223.6 yards/game
1999.....	219.2 yards/game
2000.....	254.8 yards/game

**Rushing Defense**

1994.....	65.7 yards/game
1997.....	97.0 yards/game
1998.....	95.9 yards/game

**Passing Offense**

1977.....	159.5 yards/game
2007.....	220.3 yards/game
2008.....	247.5 yards/game
2014.....	218.8 yards/game

**Passing Defense**

1975.....	76.0 yards/game
1993.....	143.8 yards/game
2005.....	136.2 yards/game
2006.....	135.9 yards/game

**Pass Efficiency Defense**

2011.....	98.4
-----------	------

**Scoring Offense**

2003.....	31.9 points/game
2004.....	43.6 points/game
2006.....	34.2 points/game
2007.....	29.9 points/game

**Scoring Defense**

1997.....	12.6 points/game
1998.....	14.4 points/game
2005.....	14.0 points/game
2006.....	14.5 points/game

**Kickoff Returns**

2001.....	28.2 avg.
2004.....	30.4 avg.
2006.....	25.3 avg.
2012.....	24.9 avg.

**Punt Returns**

2002.....	17.8 avg.
2004.....	15.8 avg.
2006.....	25.3 avg.

**Net Punting**

1998.....	35.6 net/punt
2002.....	35.6 net/punt
2003.....	37.6 net/punt
2006.....	34.8 net/punt
2007.....	37.0 net/punt
2009.....	36.0 net/punt
2012.....	35.9 net/punt
2013.....	37.5 net/punt

**Field Goals**

2013.....	18, 85.7%
2015.....	6, 85.7%

**PAT Kicking**

2012.....	23-23
-----------	-------

**4th Down Conversions**

2008.....	11-for-16 (68.8 percent)
-----------	--------------------------

**Opponents 4th Down Conversions**

2010.....	6-for-24 (25.0 percent)
-----------	-------------------------

**Opponent Penalties**

2012.....	90.2 avg.
-----------	-----------

**Turnover Margin**

2011.....	+13
-----------	-----

**Red Zone Defense**

2010.....	23-for-38 (60.5 percent; 19 TD, 4 FG)
-----------	---------------------------------------



## THE LAST TIME AN INDIVIDUAL HAD ...

### **50-59 Yard Rush**

Hampton: Eric Carter at Delaware State, Oct. 25, 2014 (51)  
Opponent: Michael Jones (54-TD) and Anthony Jordan (51-TD), Bethune-Cookman, Nov. 13, 2014

### **60-69 Yard Rush**

Hampton: Jorrian Washington at North Carolina Central, Nov. 8, 2014 (62)  
Opponent: Desmond Lawrence, North Carolina A&T, Oct. 9, 2014 (68-TD)

### **70-79 Yard Rush**

Hampton: Christopher Dukes vs. North Carolina A&T, Oct. 3, 2015 (72)  
Opponent: Kendell Anderson, William & Mary, Oct. 24, 2015 (71)

### **80-89 Yard Rush**

Hampton: Jorrian Washington at Morgan State, Nov. 2, 2013 (88-TD)  
Opponent: James Oliver, Florida A&M, Sept. 15, 2012 (81)

### **90-99 Yard Rush**

Hampton: Montrell Coley vs. Grambling State, Sept. 15, 1999 (98)  
Opponent: Never accomplished

### **100-199 Rushing Yards, Game**

Hampton: Dwayne Garrett vs. Florida A&M, Nov. 7, 2015 (147)  
Opponent: Kendell Anderson, William & Mary, Oct. 24, 2015 (191)

### **200-249 Rushing Yards, Game**

Hampton: Jeremiah Schwartz vs. Bethune-Cookman, Sept. 29, 2012 (201)  
Opponent: Ali Culpepper, Morgan State, Nov. 17, 2001 (212)

### **250-Plus Rushing Yards, Game**

Hampton: Montrell Coley vs. Morgan State, Nov. 18, 2000 (253)  
Opponent: Maurice Hicks, North Carolina A&T, Nov. 11, 2000 (259)

### **Four Rushing Touchdowns, Game**

Hampton: Alonzo Coleman at Florida A&M, Nov. 11, 2006 (4)  
Opponent: Anthony Philyaw, Howard, Nov. 23, 2013 (4)

### **20-29 Rushing Attempts, Game**

Hampton: Dwayne Garrett vs. Florida A&M, Nov. 7, 2015 (20)  
Opponent: Tarik Cohen, North Carolina A&T, Oct. 3, 2015; Kendell Anderson, William & Mary, Oct. 24, 2015 (22)

### **30-39 Rushing Attempts, Game**

Hampton: Dennis Mathis at Morgan State, Nov. 22, 2008 (34)  
Opponent: Anthony Philyaw, Howard, Nov. 23, 2013 (34)

### **40-Plus Rushing Attempts, Game**

Hampton: Rian Thompson vs. North Carolina A&T, Nov. 16, 2002 (40)  
Opponent: Terrence Lefall, Howard, Nov. 5, 2011 (42)

### **60-69 Yard Pass**

Hampton: David Legree to Isaiah Thomas at Norfolk State, Oct. 15, 2011 (64)  
Opponent: Hasaan Klugh to Tarik Cohen, North Carolina A&T, Oct. 9, 2014 (68-TD)

### **70-79 Yard Pass**

Hampton: Jaylian Williamson to Jorrian Washington at Old Dominion, Aug. 30, 2014 (75-TD)  
Opponent: Terry Bradden to Willie Carter, Howard, Sept. 11, 2010 (78)

### **80-89 Yard Pass**

Hampton: David Watford to Rashawn Proctor at Morgan State, Oct. 17, 2015 (80-TD)  
Opponent: Lewis Kindle to Tarik Cohen, North Carolina A&T, Oct. 12, 2013 (81-TD)

### **90-99 Yard Pass**

Hampton: David Legree to Isaiah Thomas vs. Morgan State, Nov. 21, 2009 (90-TD)  
Opponent: Never accomplished

### **200-299 Yards Passing, Game**

Hampton: David Watford at Savannah State, Nov. 14, 2015 (263)  
Opponent: Moses Skillon, Morgan State, Nov. 1, 2014 (252)

### **300-399 Yards Passing, Game**

Hampton: David Watford vs. Kentucky State, Sept. 5, 2015 (335)  
Opponent: Terrance Ervin, Norfolk State, Oct. 18, 2014 (335)

**400-499 Passing Yards, Game**

Hampton: Jaylian Williamson at Old Dominion, Aug. 30, 2008 (407)  
Opponent: Floyd Haigler, Howard, Sept. 13, 2008 (448)

**20-29 Pass Completions, Game**

Hampton: David Watford at Norfolk State, Sept. 26, 2015 (21)  
Opponent: Kyle Lauletta, Richmond, Sept. 12, 2015 (22)

**30-39 Pass Completions, Game**

Hampton: David Watford at Savannah State, Nov. 14, 2015 (30)  
Opponent: Ben Dougherty, Florida A&M, Nov. 1, 2003 (30)

**40-49 Passing Attempts, Game**

Hampton: David Watford vs. North Carolina A&T, Oct. 3, 2015 (40)  
Opponent: Taylor Heinicke, Old Dominion, Aug. 30, 2014 (40)

**50-59 Passing Attempts, Game**

Hampton: Travis Champion at Florida A&M, Sept. 15, 2012 (53)  
Opponent: Garret Williams, Savannah State, Nov. 19, 2005

**60-69 Passing Attempts, Game**

Hampton: Herbert Byne at Florida A&M, Nov. 15, 2008 (61)  
Opponent: Floyd Haigler, Howard, Sept. 13, 2008 (69)

**Four Touchdown Passes, Game**

Hampton: David Watford at Savannah State, Nov. 14, 2015 (4)  
Opponent: Ricky Santos, New Hampshire, Nov. 25, 2006 (5)

**300-Plus Total-Offense Yards, Game**

Hampton: Herbert Byne at Southern Illinois, Sept. 6, 2008 (416)  
Opponent: Greg McGhee, Howard, Nov. 23, 2013 (417)

**7-9 Pass Receptions, Game**

Hampton: Twarn Mixson at Savannah State, Nov. 14, 2015 (9)  
Opponent: Brian Brown and Reggie Diggs, Richmond, Sept. 12, 2015 (8)

**10-13 Pass Receptions, Game**

Hampton: Rayshad Riddick at Old Dominion, Aug. 30, 2014 (11)  
Opponent: Isaac White, Norfolk State, Oct. 18, 2014 (10)

**100-149 Receiving Yards, Game**

Hampton: Twarn Mixson vs. Florida A&M, Nov. 7, 2015 (100)  
Opponent: Aris Scott, Delaware State, Oct. 10, 2015 (140)

**150-199 Receiving Yards, Game**

Hampton: Twarn Mixson at Savannah State, Nov. 14, 2015 (172)  
Opponent: Isaac White, Norfolk State, Oct. 18, 2014 (150)

**200-299 Receiving Yards, Game**

Hampton: Jerome Mathis vs. Gardner-Webb, Oct. 9, 2004 (234)  
Opponent: Thomas Harris, Alabama A&M, Sept. 12, 2009 (224)

**100-Plus Rushing and Receiving Yards, Game**

Hampton: Lamonte Still vs. Johnson C. Smith, Oct. 1, 1994 (194 rush, 110 rec.)  
Opponent: Not available

**Two Receiving Touchdowns, Game**

Hampton: SeQuan Gooding at Savannah State, Nov. 14, 2015  
Opponent: Taquan West, South Carolina State, Oct. 31, 2015

**Three Receiving Touchdowns, Game**

Hampton: Twarn Mixson vs. Kentucky State, Sept. 5, 2015 (4)  
Opponent: Jevonte Philpot, Howard, Sept. 8, 2007

**15-19 Tackles, Game**

Hampton: Frank Morlock vs. Bethune-Cookman, Nov. 13, 2014 (15)  
Opponent: Devin Rollins, Howard, Nov. 22, 2014 (19)

**20-29 Tackles, Game**

Hampton: DeVonte' Hawkins vs. Morgan State, Nov. 19, 2011 (24)  
Opponent: R. McCullough, Bethune-Cookman, Nov. 3, 2007 (23)

**Two Quarterback Sacks, Game**

Hampton: Miles Grooms at Morgan State, Oct. 17, 2015  
Opponent: Darius Leonard, Reggie Owens, James Settles, and Javon Hargrave, South Carolina State, Oct. 31, 2015

**Three Quarterback Sacks, Game**

Hampton: Miles Grooms vs. Bethune-Cookman, Nov. 13, 2014 (3.5)  
Opponent: Andrew Carter, South Carolina State, Sept. 28, 2013

**Four Quarterback Sacks, Game**

Hampton: Isaac Hilton vs. Bowie State, Oct. 12, 2002  
Opponent: Alvis Graham, Florida A&M, Nov. 15, 2008

**Five Tackles For Loss, Game**

Hampton: Darien Williams at Morgan State, Oct. 17, 2015  
Opponent: Andrew Carter, South Carolina State, Sept. 28, 2013

**Six Tackles For Loss, Game**

Hampton: Joshua Thorne at Delaware State, Oct. 25, 2014  
Opponent: Never accomplished

**Five Pass Breakups, Game**

Hampton: Calvin Bannister vs. Morgan State, Sept. 25, 2004  
Opponent: Harry Freeman, Norfolk State, Oct. 19, 2002

**Six Pass Breakups, Game**

Hampton: Micah Pellerin vs. North Carolina Central, Oct. 22, 2011  
Opponent: Chris Scott, Tuskegee, Oct. 24, 1992 (8)

**Intercepted Two Passes, Game**

Hampton: Breon Key at Old Dominion, Aug. 30, 2014  
Opponent: Travon Hunt, Howard, Sept. 18, 2015

**Intercepted Three Passes, Game**

Hampton: Dirul Diabb at Norfolk State, Oct. 13, 2001  
Opponent: Levy Brown, Florida A&M, Nov. 1, 2003

**Recovered Two Fumbles, Game**

Hampton: Alveron Wright vs. Delaware State, Oct. 26, 2013  
Opponent: Isaiah Worthy, Old Dominion, Aug. 30, 2014

**Recovered Three Fumbles, Game**

Hampton: Chris Williams vs. Norfolk State, Oct. 17, 1992  
Opponent: Antoine Bethea, Howard, Sept. 13, 2003

**Kicked a 50-Yard Field Goal**

Hampton: Andrew Paterini at Norfolk State, Oct. 15, 2005 (55)  
Opponent: Never accomplished

**Blocked Punt**

Hampton: Chaka Diarrasouba vs. Florida A&M, Nov. 7, 2015  
Opponent: Tevin Richard, South Carolina State, Oct. 31, 2015

**Punt Return Touchdown**

Hampton: Rayshad Riddick at Savannah State, Nov. 14, 2015 (72)  
Opponent: Andrew King, Morgan State, Oct. 17, 2015 (66)

**Kickoff Return Touchdown**

Hampton: Jorrian Washington at Tennessee Tech, Aug. 30, 2012 (100)  
Opponent: Antonio Hamilton, South Carolina State, Oct. 31, 2015 (89)

**Pass Interception Return Touchdown**

Hampton: Brendan Cole at Savannah State, Nov. 14, 2015 (32)  
Opponent: Cameron Hughes, North Carolina Central, Nov. 8, 2014 (55)

**Fumble Return Touchdown**

Hampton: Darius Banks at Morgan State, Oct. 17, 2015 (83)  
Opponent: Ryan Demming, Western Illinois, Aug. 29, 2013 (6)

**Blocked PAT Returned for Two Points**

Hampton: Robert McIntosh vs. Bethune-Cookman, Nov. 6, 2010  
Opponent: Stephon Kelly, South Carolina State, Oct. 30, 1999

**Blocked Punt Returned for Touchdown**

Hampton: Dontrail Potter vs. Bethune-Cookman, Nov. 9, 2002  
Opponent: Mykael Martin, North Carolina Central, Nov. 8, 2014 (20)

**Blocked a Field Goal**

Hampton: Chaka Diarrasouba vs. Delaware State, Oct. 10, 2015  
Opponent: Kevin Williams, Norfolk State, Oct. 18, 2014

**Blocked Two Kicks in a Game**

Hampton: Khambrel McGee at Western Illinois, Aug. 29, 2013  
Opponent: Rodney Brown, Norfolk State, Oct. 19, 1991

## 1998 (Sports Network)

1. Georgia Southern
2. Northwestern State
3. Florida A&M
4. Western Illinois
5. Richmond
6. McNeese State
7. Appalachian State
8. Connecticut
9. Hampton
10. Tennessee State
11. Troy State
12. Massachusetts
13. Lehigh
14. Montana
15. Southern
16. William & Mary
17. Western Kentucky
18. Hofstra
19. South Florida
20. Bethune-Cookman
21. Illinois State
22. Delaware
23. Murray State
24. Montana State
25. Northern Iowa

## 1998 (USA Today/ESPN) – After Playoffs

1. Massachusetts
2. Georgia Southern
3. Northwestern State
4. Western Illinois
5. Florida A&M
6. Appalachian State
7. Connecticut
8. McNeese State
9. Richmond
10. Hampton
11. Troy State
12. Lehigh
13. Tennessee State
14. Montana
15. Illinois State
16. Southern
17. South Florida
18. Hofstra
19. William & Mary
20. Murray State
21. Colgate
22. Western Kentucky
23. Bethune-Cookman
24. Delaware
25. Montana State

## 2004 (Sports Network)

1. James Madison
2. Montana
3. William & Mary
4. Sam Houston State
5. Furman
6. New Hampshire
7. Delaware
8. Eastern Washington
9. Southern Illinois
10. Georgia Southern
11. Western Kentucky
12. Hampton
13. Harvard
14. Jacksonville State
15. Lehigh
16. Cal Poly
17. Northwestern State
18. Wofford

19. Lafayette
20. Alabama State
21. Penn
22. South Carolina State
23. North Dakota State
24. Coastal Carolina
25. Northern Iowa

## 2004 (USA Today/ESPN)

1. James Madison
2. Montana
3. William & Mary
4. Sam Houston State
5. Furman
6. New Hampshire
7. Eastern Washington
8. Delaware
9. Southern Illinois
10. Georgia Southern
11. Western Kentucky
12. Hampton
13. Harvard
14. Lehigh
15. Cal Poly
16. Jacksonville State
17. Northwestern State
18. Wofford
19. Lafayette
20. Alabama State
21. Penn
22. South Carolina State
23. North Dakota State
24. Coastal Carolina
25. Northern Iowa

## 2005 (Sports Network)

1. Appalachian State
2. Northern Iowa
3. Furman
4. Texas State
5. New Hampshire
6. Cal Poly
7. Southern Illinois
8. Richmond
9. Georgia Southern
10. Hampton
11. Grambling State
12. Montana
13. Eastern Washington
14. Youngstown State
15. Brown
16. Eastern Illinois
17. Nicholls State
18. Montana State
19. Massachusetts
20. South Carolina State
21. Lafayette
22. Illinois State
23. Colgate
24. Coastal Carolina
25. James Madison

## 2005 (USA Today/ESPN)

1. Appalachian State
2. Northern Iowa
3. Furman
4. Texas State
5. New Hampshire
6. Cal Poly
7. Southern Illinois
8. Richmond
9. Georgia Southern
10. Hampton
11. Montana

12. Grambling State
13. Eastern Washington
14. Youngstown State
15. Eastern Illinois
16. Nicholls State
17. Montana State
18. Brown
19. South Carolina State
20. Lafayette
21. Massachusetts
22. Colgate
23. Coastal Carolina
24. Illinois State
25. Lehigh

## 2006 (Sports Network)

1. Appalachian State
2. Massachusetts
3. Montana
4. Youngstown State
5. North Dakota State
6. New Hampshire
7. Southern Illinois
8. Illinois State
9. James Madison
10. Montana State
11. Hampton
12. Furman
13. Tennessee-Martin
14. Coastal Carolina
15. Eastern Illinois
16. Cal Poly
17. Northern Iowa
18. Princeton
19. Portland State
20. San Diego
21. McNeese State
22. South Dakota State
23. Wofford
24. Central Arkansas
25. Yale

## 2006 (College Sporting News)

1. Appalachian State
2. Massachusetts
3. Montana
4. Youngstown State
5. North Dakota State
6. New Hampshire
7. Southern Illinois
8. Illinois State
9. James Madison
10. Hampton
11. Montana State
12. Furman
13. Tennessee-Martin
14. Cal Poly
15. Coastal Carolina
16. Eastern Illinois
17. Princeton
18. San Diego
19. Northern Iowa
20. Portland State
21. South Dakota State
22. McNeese State
23. Wofford
24. UC-Davis
25. Northern Arizona

## MISCELLANEOUS RECORDS

### Largest Victory Margin

- 89 vs. Roanoke Athletic (89-0) in 1916  
80 vs. Lynchburg Seminary (80-0) in 1908  
78 vs. C.W. Post (85-7) in 1994

- 74 vs. Lancasters (74-0) in 1912  
74 vs. Johnson C. Smith (77-3) in 1994  
73 vs. Virginia Union (73-0) in 1915  
72 vs. Cheyney (72-0) in 1992  
71 vs. Lancasters (71-0) in 1913  
70 vs. Shaw (70-0) in 1913  
69 vs. Lynchburg Seminary (69-0) in 1910  
69 vs. St. Augustine's (75-6) in 1910

### Largest Margin of Defeat

- 83 by Virginia State (2-85) in 1970  
69 by Morgan State (0-69) in 1966  
67 by Central State (13-80) in 1987  
62 by Elizabeth City State (12-74) in 1971  
60 by Morgan State (0-60) in 1958  
55 by Tuskegee (0-55) in 1974  
55 by Morgan State (0-55) in 1944  
52 by Alcorn State (19-67) in 1991  
52 by Norfolk State (0-52) in 1970  
51 by Howard (0-51) in 1973

### Winningest Seasons

Year	Record	Coach
1993	12-1	Joe Taylor
2005	11-1	Joe Taylor
1994	10-1	Joe Taylor
2004	10-2	Joe Taylor
2006	10-2	Joe Taylor
1997	10-2	Joe Taylor
1985	10-2	Fred Freeman
1998	9-3	Joe Taylor
1992	9-2-1	Joe Taylor
1987	9-3	Fred Freeman
1995	8-3	Joe Taylor
1989	8-1-1	Fred Freeman
1982	8-2	Ed Wyche
1981	8-2	Ed Wyche
1958	8-2	Ben Whaley
1931	8-0-1	Gideon Smith
1928	8-1	Gideon Smith

### MISCELLANEOUS TEAM RECORDS

Most Consecutive Victories: 12 (1993)  
Most Consecutive Games Without a Loss: 15 (1930-32)  
Most Consecutive Conference Victories: 23 (1992-94/CIAA)  
Most Consecutive Victories Over an Opponent: 20 vs. St. Paul's (1915-41)  
Most Consecutive Losses: 28 (1968-71)  
Most Consecutive Games Without Being Shut Out: 281 (1984-2009)

### Hampton University Conference Championship Teams

Year	Record	Coach
1913	6-6	L.L. Pepin (CIAA)
1914	3-1	C.H. Williams (CIAA)
1915	4-0	C.H. Williams (CIAA)
1916	4-0	C.H. Williams (CIAA)
1922	5-1	Gideon Smith (CIAA)
1925	4-1-1	Gideon Smith (CIAA)
1926	7-0-1	Gideon Smith (CIAA)
1928	8-1	Gideon Smith (CIAA)
1931	8-0-1	Gideon Smith (CIAA)
1985	10-2	Fred Freeman (CIAA)
1992	9-2-1	Joe Taylor (CIAA)
1993	12-1	Joe Taylor (CIAA)
1994	10-1	Joe Taylor (CIAA)
1997	10-2	Joe Taylor (MEAC)
1998	9-3	Joe Taylor (MEAC)
2004	10-2	Joe Taylor (MEAC)
2005	11-1	Joe Taylor (MEAC)
2006	10-2	Joe Taylor (MEAC)





## YEAR-BY-YEAR RESULTS

### COACH TERRY MONROE ERA

(10 YEARS – 25-10-2, .676)

1902 (1-0)  
Armstrong Man. Training W 16-0

1903 (1-0)  
Armstrong Man. Training W 21-2

1904 (0-1)  
Petersburg L 0-6

1905 (0-1)  
Petersburg L 0-12

1906 (4-1)  
Monarchs W 5-0  
Petersburg L 5-10  
Columbia W 10-0  
Phoebus W 40-0  
Virginia Union W 6-5

1907 (3-1-1)  
Columbia L 0-1  
Tuskegee W 10-0  
Shaw W 6-5  
Phoebus W 12-0  
Virginia Union T 0-0

1908 (3-0-1)  
Virginia Union W 11-0  
Lynchburg Seminary W 80-0  
Shaw T 0-0  
Howard W 2-0

1909 (5-3)  
Virginia Union W 22-0  
Howard L 0-5  
Lynchburg Seminary W 22-0  
North Carolina A&T W 11-0  
Livingstone W 21-0  
Tuskegee L 0-6  
Atlanta Baptist L 5-16

Lincoln (Pa.) W 5-0

1910 (3-2)  
Lynchburg Seminary W 11-0  
St. Augustine's W 75-6  
Lincoln (Pa.) L 5-6  
Howard L 0-39  
Tuskegee W 15-12

1911 (5-1)  
Lancasters W 11-0  
Lancasters W 19-0  
Virginia Union W 25-0  
Howard L 0-11  
Lincoln (Pa.) W 5-2  
Shaw W 2-0

### COACH RICHARD ARMSTRONG ERA

(1 YEAR – 4-1, .800)

1912 (4-1)  
Lancasters W 27-0  
Lancasters W 74-0  
Howard L 7-13  
Lincoln W 10-6  
Shaw W 34-0

### COACH L.L. PEPPIN ERA

(1 YEAR – 6-0, 1.000)

1913 (6-0)  
Newport News High School W 69-0  
Lancasters W 71-0  
Shaw W 70-0  
Virginia Union W 30-0  
Lincoln (Pa.) W 13-0  
Howard W 8-6



### COACH C.H. WILLIAMS ERA

(6 YEARS – 23-7-1, .742)

1914 (3-1)  
Livingstone W 39-0  
Virginia Union W 42-0  
Lincoln (Pa.) W 1-0  
Howard L 0-6

1915 (4-0)  
St. Paul's W 58-0  
Shaw W 59-0  
Virginia Union W 73-0  
Howard W 18-0


1916 (4-0)  
Roanoke Athletic Club W 89-0  
Virginia Union W 15-6  
Lincoln (Pa.) W 19-7  
Howard W 12-3

1917 (4-1)  
Vandals W 57-0  
Virginia Union L 0-3  
Petersburg W 25-6  
Lincoln (Pa.) W 7-0  
Howard W 37-0

1918 (1-1-1 – Coached by John Harvey)  
Howard W 6-2

Lincoln (Pa.)	L	0-7
Virginia Union	T	0-0
1919 (3-2-1)		
Naval Base	W	29-0
Newport News YMCA	W	20-0
St. Paul's	W	25-0
Lincoln (Pa.)	L	6-14
Petersburg	T	13-13
Howard	L	7-12

1920 (4-3-1)		
Naval Base	W	39-0
Lighthouse	T	18-18
Newport News YMCA	W	1-0
Shaw	L	0-13
Petersburg	W	12-0
Lincoln (Pa.)	W	14-0
Howard	L	0-18
Virginia Union	L	0-1



## COACH GIDEON SMITH ERA

(20 YEARS – 97-46-12, .626)

1921 (1-4)		
St. Paul's	W	26-2
Shaw	L	7-13
Lincoln (Pa.)	L	0-13
Howard	L	0-34
Virginia Union	L	3-14

1922 (5-1)		
Morgan State	W	6-0
St. Paul's	W	3-0
Virginia State	L	6-12
Lincoln (Pa.)	W	9-7
Howard	W	13-0
Shaw	W	1-0

SBN Black College National Champions

1923 (5-2)		
Morgan State	W	44-0
St. Paul's	W	7-6
Virginia State	W	7-6
Lincoln (Pa.)	W	7-3
Howard	L	6-10
Shaw	W	6-0
Virginia Union	L	6-7

1924 (5-2-1)		
North Carolina Central	W	31-0
Virginia Seminary	W	7-0
St. Paul's	W	14-0
Virginia State	W	25-12
Lincoln (Pa.)	L	3-7
Shaw	T	0-0
Howard	L	3-7
Virginia Union	W	12-6

1925 (4-1-1)		
Virginia Seminary	L	0-3
St. Paul's	W	34-9
Virginia State	T	0-0
Shaw	W	3-0
North Carolina A&T	W	12-0
Virginia Union	W	13-0

1926 (7-0-1)		
Virginia Seminary	T	3-3
North Carolina Central	W	20-0
Virginia State	W	31-7
St. Paul's	W	14-3
Shaw	W	23-0
North Carolina A&T	W	14-6
Johnson C. Smith	W	49-0
Virginia Union	W	12-0

1927 (5-1-1)		
Virginia Seminary	T	13-13
Lincoln (Pa.)	W	12-0
Virginia State	W	6-0
St. Paul's	W	27-0
Shaw	W	45-0
North Carolina A&T	L	0-13
Virginia Union	W	12-7

1928 (8-1)		
Virginia Seminary	W	2-0
St. Paul's	W	27-0
Virginia State	W	17-0
Lincoln (Pa.)	W	36-6
North Carolina Central	W	33-7
North Carolina A&T	W	12-0
West Virginia State	L	0-7
Shaw	W	66-0
Virginia Union (HC)	W	25-0

1929 (3-5)		
Howard	W	6-0
St. Paul's	W	20-0
Virginia State	L	0-6
North Carolina Central	W	24-0
Lincoln (Pa.)	L	6-13
North Carolina A&T	L	0-3
West Virginia State (HC)	L	6-12
Virginia Union	L	0-6

1930 (7-1-1)		
St. Paul's	W	40-2
Virginia State	W	25-12
Bluefield College	W	19-18
Lincoln (Pa.)	T	0-0
North Carolina A&T	L	7-12
Howard	W	13-6
Morgan State	W	6-3
Virginia Union (HC)	W	14-7
Lincoln (Pa.)	W	9-7

1931 (8-0-1)		
North Carolina Central	W	24-0
St. Paul's	W	20-0
Virginia State	T	0-0
Livingstone	W	44-0
Lincoln (Pa.)	W	13-6
North Carolina A&T	W	21-0
Howard (HC)	W	25-0
Morgan State	W	26-0
Virginia Union	W	14-0

1932 (5-2-1)		
North Carolina Central	W	19-0
Johnson C. Smith	W	19-0
Virginia State	L	6-13
Bluefield College	W	6-0
Morgan State	T	6-6
St. Paul's	W	9-0
Howard	W	19-6
Virginia Union (HC)	L	13-14

1933 (7-1-1)		
North Carolina Central	W	7-0
Johnson C. Smith	W	42-6
Virginia State	W	13-0
Bluefield College	T	6-6
Lincoln (Pa.)	W	32-8
St. Paul's	W	26-0
Howard (HC)	W	28-0
Morgan State	L	6-13
Virginia Union	W	26-0

1934 (3-5)		
Bluefield College	L	6-7
Virginia State	L	13-24
North Carolina Central	W	20-0
Lincoln (Pa.)	W	12-0
St. Paul's	W	13-7
Howard	L	0-7
Morgan State	L	0-28
Virginia Union (HC)	L	0-6

1935 (7-1)		
North Carolina Central	W	31-0
Virginia State	W	20-6
Bluefield College	W	12-8
Lincoln (Pa.) (HC)	W	20-0
St. Paul's	W	33-6
Howard	W	26-0
Morgan State	L	0-13
Virginia Union	W	15-7

1936 (5-2-1)		
Virginia State	L	7-12
Bluefield College	T	6-6
Lincoln (Pa.)	W	7-0
North Carolina A&T	W	20-0
Howard (HC)	W	35-0
Morgan State	L	6-7
St. Paul's	W	21-0
Virginia Union	W	24-6

1937 (3-6)		
South Carolina State	W	7-6
Virginia State (HC)	L	7-39
Bluefield College	W	6-0
Lincoln (Pa.)	L	0-6
North Carolina A&T	W	19-14
Howard	L	6-13
Morgan State	L	0-26
Florida A&M	L	20-25
Virginia Union	L	12-14

1938 (4-3-1)		
South Carolina State	W	21-6
Virginia State	L	7-25
Bluefield College	W	7-0
Lincoln (Pa.)	W	20-6
North Carolina A&T	T	0-0
Howard (HC)	W	13-12
Morgan State	L	6-19
Virginia Union	L	0-6


1939 (3-3-1)		
Bluefield College	L	6-7
Lincoln (Pa.) (HC)	W	12-6
Howard	W	25-6
North Carolina A&T	T	0-0
Morgan State	L	6-7
Virginia Union	W	14-6
Virginia State	L	0-14

1940 (2-5-1)		
St. Paul's	W	13-7
North Carolina A&T	L	0-14
Bluefield College	L	7-14
Virginia State	L	0-6
Lincoln (Pa.)	L	0-14
Howard	W	25-0
Morgan State (HC)	T	0-0
Virginia Union	L	6-7

**COACH JAMES GRIFFIN SR. ERA***(4 YEARS – 21-10-5, .583)*

1941 (6-2)		
St. Paul's	W	52-0
North Carolina A&T	W	6-0
Bluefield College	L	0-10
Virginia State (HC)	L	0-8
Lincoln (Pa.)	W	7-0
Howard	W	19-6
Morgan State	W	8-6
Virginia Union	W	20-8

1942 (4-1-3)		
Camp Pickett	W	13-0
North Carolina A&T	W	18-0
Bluefield College	T	7-7
Virginia State	T	6-6
Lincoln (Pa.)	T	13-13
Howard (HC)	W	12-0
Morgan State	L	3-24
Virginia Union	W	27-12

**COACH SYLVIVS MOORE ERA***(2 YEARS – 5-7-1, .385)*

1943 (4-2)		
at Johnson C. Smith	W	19-6
North Carolina A&T	L	6-7
at Virginia State	W	13-0
Morgan State	L	0-2
Camp Pickett	W	20-7
Florida A&M	W	39-0

1944 (1-5-1)		
at Johnson C. Smith	T	12-12
North Carolina A&T	L	0-12
at Virginia State	L	6-32
Florida A&M	L	0-40
Lincoln (Pa.)	L	0-15

at Howard	W	7-0
Morgan State (HC)	L	0-55

**COACH HERMAN NIELSON ERA***(2 YEARS – 6-10, .375)*

1945 (2-6)		
at Johnson C. Smith	L	6-7
North Carolina A&T	W	7-6
at Virginia State	L	0-35
Delaware State	L	0-14
Lincoln (Pa.)	W	12-0
Howard (HC)	L	6-19
Morgan State	L	0-21
at Virginia Union	L	19-23

1946 (4-4)		
at Johnson C. Smith	W	33-0
North Carolina A&T	W	12-0
at Virginia State	L	9-14
Delaware State	W	12-0
Lincoln (Pa.)	L	12-10
Howard (HC)	L	6-19
at Virginia Union	W	18-0
Morgan State	L	0-20

**COACH JAMES GRIFFIN SR. ERA***(4 YEARS – 21-10-5, .583)*

1947 (7-2-1)		
at Johnson C. Smith	W	13-8
North Carolina A&T	W	7-0
at Virginia State	W	16-13
Lincoln (Pa.)	T	0-0
at Howard	W	19-13
Morgan State	L	0-9
Virginia Union (HC)	W	14-13
Fort Bragg	W	19-0
at Tuskegee	W	19-0
Florida A&M	L	0-7

1948 (4-5-1)		
Shaw	W	14-0
at Johnson C. Smith	T	20-20
North Carolina A&T	W	21-0
at Tuskegee	W	15-7
at Virginia State	L	0-13
Lincoln (Pa.)	L	0-12
Howard (HC)	L	0-6
Morgan State	L	0-34
at Virginia Union	L	3-16
Wilberforce	W	20-19

**COACH HENRY JEFFERSON ERA***(8 YEARS – 32-41-3, .421)*

1949 (5-4)		
Shaw	L	7-13
Morris Brown	W	14-7
North Carolina A&T	L	13-20

at Tuskegee	W	47-0
at Virginia State	W	27-21
Lincoln (Pa.)	W	45-13
Howard	L	0-7
Morgan State (HC)	L	0-26
at Virginia Union	W	13-7

1950 (2-7)		
Shaw	W	13-7
Morris Brown	L	0-27
North Carolina A&T	L	0-14
Maryland State	L	12-48
At Virginia State	L	7-12
Lincoln (Pa.)	W	14-12
At Howard	L	7-12
Morgan State	L	7-13
Virginia Union	L	9-16

1951 (5-4)		
Shaw	W	12-6
North Carolina Central	L	6-28
North Carolina A&T	L	7-20
Maryland State	W	20-0
at Virginia State	L	0-6
Lincoln (Pa.) (HC)	W	7-3
at Howard	L	0-7
Morgan State	W	7-6
at Virginia Union	W	20-13

1952 (4-5)		
Fayetteville State	W	20-0
North Carolina Central	L	12-21
North Carolina A&T	L	13-26
Maryland State	L	0-2
At Virginia State	L	0-31
Lincoln (Pa.)	W	21-0
Howard (HC)	W	34-7
Morgan State	L	7-26
at Virginia Union	W	34-13

1953 (6-3-1)		
Fayetteville State	W	19-12
at North Carolina Central	L	0-28
Maryland State	T	7-7
Delaware State	W	27-0
at Winston-Salem State	W	47-0
Virginia State	W	19-18
Lincoln (Pa.) (HC)	W	57-0
at Howard	L	7-11
Morgan State	L	13-26
Virginia Union	W	12-0

1954 (4-5-1)		
Fayetteville State	W	12-8
at Maryland State	L	0-26
North Carolina Central	L	0-28
Delaware State	L	0-7
Winston-Salem State	W	24-13
at Virginia State	L	0-27
at Lincoln (Pa.)	W	6-2
Howard (HC)	T	13-13
at Morgan State	L	6-39
Virginia Union	W	18-12

1955 (4-6)		
at Fayetteville State	W	21-6
Maryland State	L	0-6
at Bluefield College	L	0-19
Delaware State	L	0-12
at Winston-Salem State	L	0-20

Virginia State (HC)	L	6-18
Lincoln (Pa.)	W	35-0
at Howard	W	14-0
Morgan State	L	7-45
at Virginia Union	W	31-7

1956 (2-7-1)		
Fayetteville State	L	7-19
Bluefield College	L	6-33
at Maryland State	L	0-34
at Delaware State	L	6-46
Winston-Salem State	T	7-7
at Virginia State	L	20-24
at Lincoln	W	12-6
Howard (HC)	W	20-0
at Morgan State	L	13-19
Virginia Union	L	0-31

## COACH BEN WHALEY ERA

(8 YEARS – 35-37-1, .479)

1957 (3-5)		
at Fayetteville State	W	6-0
at Bluefield College	L	0-34
Delaware State	W	6-0
at Winston-Salem State	L	6-32
Virginia State	L	0-13
at Howard	W	16-7
Morgan State	L	6-25
at Virginia Union	L	0-20

1958 (7-3)		
Fayetteville State	W	18-6
Bluefield College	L	19-21
at Delaware State	W	28-14
Clafflin	W	25-0
Winston-Salem State	W	16-6
at Virginia State	W	21-14
at Lincoln (Pa.)	W	42-0
Howard (HC)	L	8-12
at Morgan State	L	0-60
at Virginia Union	W	21-12

1959 (4-4-1)		
at Johnson C. Smith	L	8-14
Delaware State	W	26-8
at Morehouse	T	7-7
at Fayetteville State	W	36-0
Virginia State (HC)	L	0-25
Lincoln (Pa.)	W	20-2
at Howard	L	7-14
Morgan State	W	9-6
at Virginia Union	L	2-8

1960 (5-4)		
at Morgan State	L	7-28
at Delaware State	W	13-8
Morehouse	L	7-12
Fayetteville State	W	39-0
at Virginia State	W	21-6
at Lincoln (Pa.)	W	35-2
Howard (HC)	W	24-20
at Tuskegee	L	20-30
Virginia Union	L	8-15

1961 (6-3)		
Morgan State	L	7-13
Delaware State	L	8-22
at Morehouse	W	21-0
at Fayetteville State	W	13-0
Virginia State	W	6-0
at Juniata	W	31-0

at Howard	W	37-0
Tuskegee (HC)	W	17-14
at Virginia Union	L	17-28

1962 (3-6)		
at Morgan State	L	0-41
at Delaware State	L	9-12
Morehouse	W	12-0
Fayetteville State	L	7-8
at Virginia State	W	19-12
Howard	W	32-14
Juniata (HC)	L	6-27
at Tuskegee	L	0-10
Virginia Union	L	14-39

1963 (4-5)		
Morgan State	L	0-38
Delaware State	W	25-6
at Morehouse	W	20-6
at Norfolk State	L	0-42
Virginia State	L	12-30
at Howard	L	14-32
Shaw (HC)	W	13-0
Tuskegee	W	31-28
at Virginia Union	L	7-17

1964 (1-8)		
at Morgan State	L	7-53
at Delaware State	L	23-26
Morehouse	W	14-7
Norfolk State	L	9-13
at Virginia State	L	6-39
Howard (HC)	L	6-14
at Shaw	L	24-28
at Tuskegee	L	9-42
Virginia Union	L	6-34

## COACH MEL LABAT ERA

(4 YEARS – 15-19-1, .429)

1965 (1-8)		
Morgan State	L	0-41
Delaware State	L	13-30
at Morehouse	W	20-6
at Norfolk State	L	0-20
Virginia State	L	6-48
at Howard	L	8-26
Shaw (HC)	L	14-20
Tuskegee	L	12-15
at Virginia Union	L	6-29

1966 (6-3)		
at Shaw	W	46-16
at Delaware State	W	6-0
Morehouse	W	65-0
Norfolk State	L	27-33
at Virginia State	W	7-0
Howard (HC)	W	32-19
Morgan State	L	0-69
at Tuskegee	L	34-38
Virginia Union	W	33-0

1967 (4-4)		
at Shaw	W	48-12
Delaware State	W	35-6
at Morehouse	W	40-21
at Norfolk State	L	20-33
Virginia State	L	19-20
at Howard	W	14-8
Tuskegee (HC)	L	13-28
at Virginia Union	L	20-27
1968 (4-3-2)		

Shaw	W	20-6
At Delaware State	W	17-10
Morehouse	T	12-12
Norfolk State	W	13-7
At Virginia State	T	7-7
Howard (HC)	W	34-6
At Morgan State	L	14-48
At Tuskegee	L	6-53
Virginia Union	L	10-12

## COACH WHITNEY VAN CLEVE ERA

(5 YEARS – 3-44-2, .061)

1969 (0-9)		
at Shaw	L	6-18
Delaware State	L	0-20
at Morehouse	L	12-19
at Norfolk State	L	6-39
Virginia State	L	7-9
at Howard	L	0-16
Morgan State	L	3-74
Tuskegee (HC)	L	12-20
at Virginia Union	L	7-42

1970 (0-9)		
at Winston-Salem State	L	20-46
Shaw	L	0-20
at Delaware State	L	0-49
Morehouse	L	13-51
Norfolk State	L	0-52
at Virginia State	L	2-85
Howard	L	14-41
St. Paul's	L	6-27
at Tuskegee	L	0-3

1971 (1-9)		
Winston-Salem State	L	26-32
At Shaw	L	0-46
Elizabeth City State	L	12-74
At Morehouse	L	7-13
At Norfolk State	L	15-30
Virginia State (HC)	L	0-26
At Howard	L	0-35
At St. Paul's	W	15-12
Tuskegee	L	7-27
Virginia Union	L	7-14

1972 (1-10)		
At Rhode Island	L	0-27
At Winston-Salem State	L	0-47
Shaw	L	0-12
At Elizabeth City State	L	0-24
Morehouse	L	9-13
Norfolk State	L	4-33
At Virginia State	L	0-35
Howard (HC)	L	0-21
St. Paul's	W	33-6
At Tuskegee	L	6-39
Virginia Union	L	14-19

1973 (1-7-2)		
Winston-Salem State	L	8-17
at Shaw	W	10-0
Elizabeth City State	T	3-3
at Morehouse	T	13-13
at Norfolk State	L	6-21
Virginia State (HC)	L	0-10
at Howard	L	0-51
at St. Paul's	L	13-14
Tuskegee	L	6-20
Virginia Union	L	0-35

**COACH WALTER LOVETT ERA***(7 YEARS – 35-40, .467)*

1974 (3-7)

at Winston-Salem State	L	0-15
Shaw	W	35-13
Elizabeth City State	W	28-27
at Bowie State	L	10-12
Norfolk State	L	10-27
at Virginia State	L	7-33
Howard (HC)	L	12-27
St. Paul's	W	38-36
at Virginia Union	L	7-20
at Tuskegee	L	0-55

1975 (5-5)

Winston-Salem State	W	32-13
at Shaw	W	12-8
Johnson C. Smith	L	6-21
Elizabeth City State	W	27-7
Bowie State (HC)	L	21-28
at Norfolk State	W	27-7
Virginia State	L	14-26
at Howard	L	15-19
at St. Paul's	W	22-14
Virginia Union	L	27-42

1976 (7-4)

at Winston-Salem State	W	27-22
Shaw	W	33-0
at Johnson C. Smith	W	18-16
at Elizabeth City State	W	36-0
at Bowie State	W	19-11
Norfolk State	L	7-24
at Virginia State	W	38-36
Howard (HC)	L	7-28
St. Paul's	L	14-20
UMES	L	3-12
at Virginia Union	W	13-10

1977 (7-4)

Sept. 10	Winston-Salem State	L	34-6
17	at Shaw	W	34-7
24	Johnson C. Smith	W	35-7
Oct. 1	Elizabeth City State	W	31-0
8	Bowie State	W	27-7
15	at Norfolk State	W	18-0
22	Virginia State (HC)	L	22-45
29	at Howard	L	14-20
Nov. 5	at St. Paul's	W	38-14
12	at UMES	W	15-13
19	Virginia Union	L	16-55

1978 (5-6)

Sept. 9	at Winston-Salem State	L	6-21
16	at Shaw	W	24-19
23	at Johnson C. Smith	W	19-6
30	Elizabeth City State	W	14-13
Oct. 7	at Bowie State	W	8-6
14	Norfolk State	L	6-16
21	at Virginia State	L	27-31
28	Howard	L	6-17
Nov. 4	St. Paul's (HC)	W	20-12
11	at Gardner-Webb	L	13-28
18	at Virginia Union	L	6-52

1979 (3-8)

Sept. 1	at Liberty Baptist	L	20-41
8	Winston-Salem State	L	14-41
15	at New York Tech	W	19-10
22	Johnson C. Smith	W	19-9

29	at Elizabeth City State	L	8-28
Oct. 6	Bowie State	L	20-24
13	at Norfolk State	L	13-26
20	Virginia State (HC)	L	0-37
27	at Howard	L	12-28
Nov. 3	St. Paul's	W	34-12
17	Virginia Union	L	12-41

1980 (5-6)

Sept. 6	at Bowie State	W	20-41
13	New York Tech	W	36-12
27	at Johnson C. Smith	L	14-27
Oct. 4	Elizabeth City State	L	16-20
11	at Emory & Henry	W	38-27
18	Norfolk State	L	14-37
25	at Virginia State	W	16-9
Nov. 1	Howard	L	21-38
8	St. Paul's (HC)	W	28-18
15	at Liberty Baptist	L	18-51
22	at Virginia Union	L	0-49

**COACH ED WYCHE ERA***(3 YEARS – 21-9, .700)*

1981 (8-2)			
Sept. 12	Bowie State	W	35-6
19	Virginia Union	L	14-34
26	at Livingstone	W	10-7
Oct. 3	at Elizabeth City State	L	10-17
10	Emory & Henry	W	50-17
17	at Norfolk State	W	23-20
24	at James Madison	W	17-15
31	Guilford (HC)	W	31-6
Nov. 7	at St. Paul's	W	39-0
14	Virginia State	W	17-14

1982 (8-2)

Sept. 11	at Bowie State	W	31-9
18	at Virginia Union	L	8-28
25	Livingstone	W	14-6
Oct. 2	Elizabeth City State	W	17-3
9	at North Carolina A&T	W	19-9
16	Norfolk State	L	7-25
23	Morgan State	W	13-7
30	at Guilford	W	28-14
Nov. 6	St. Paul's (HC)	W	34-0
13	at Virginia State	W	34-13

1983 (5-5)

Sept. 3	at Tennessee State	L	14-20
17	Virginia Union	W	13-4
24	at North Carolina Central	L	20-24
Oct. 1	Elizabeth City State	W	20-0
8	North Carolina A&T	L	10-13
15	at Norfolk State	W	14-12
22	at Morgan State	W	28-12
29	Fayetteville State (HC)	W	14-7
Nov. 5	at St. Paul's	L	14-19
12	Virginia State	L	13-16

**COACH FRED FREEMAN ERA***(8 YEARS – 49-31-4, .583)*

1984 (5-3-2)			
Sept. 1	Tennessee State	L	0-44
8	Howard	W	13-7
15	Virginia Union	W	13-11
22	North Carolina Central	W	17-13
Oct. 6	University of D.C.	T	7-7
13	Norfolk State	L	7-15
20	Fayetteville State	L	19-21
27	Elizabeth City State	T	7-7

Nov. 3	St. Paul's (HC)	W	14-7
10	Virginia State	W	16-10

1985 (10-2)

Sept. 7	Johnson C. Smith	W	10-6
14	Cheyney	W	31-7
21	Virginia Union	W	31-0
28	Winston-Salem State	L	13-47
Oct. 5	Bowie State	W	40-0
12	Elizabeth City State	W	25-6
19	Norfolk State	W	36-35
26	University of D.C.	W	34-6
Nov. 9	St. Paul's (HC)	W	15-3
16	Virginia State	W	23-0
	Winston-Salem State	W	13-7
NCAA Division II Playoffs			
	Bloomsburg	L	28-38

1986 (4-5-1)

Sept. 6	Johnson C. Smith	W	25-3
13	Howard	L	7-21
20	Virginia Union	L	7-16
27	Winston-Salem State	L	6-38
Oct. 11	Elizabeth City State	T	14-14
18	Norfolk State	W	19-14
25	University of D.C.	W	36-12
Nov. 1	Florida A&M	L	9-44
8	St. Paul's (HC)	W	21-0
15	Virginia State	L	12-22

1987 (9-3)

Sept. 5	at University of D.C.	W	34-0
12	at Bowie State	W	25-7
	Virginia Union	L	7-14
26	at Livingstone	W	10-6
	at Morehouse	W	32-8
Oct. 10	at Central State	L	13-80
17	at Norfolk State	W	48-17
24	Tuskegee	W	23-14
31	Elizabeth City State (HC)	W	25-18
Nov. 7	at St. Paul's	W	68-0
14	Virginia State	W	23-19
	Winston-Salem State	L	12-22

1988 (7-3)

Sept. 3	University of D.C.	W	47-6
10	Bowie State	L	27-28
17	at Virginia Union	W	28-13
24	Livingstone	W	44-14
Oct. 1	Morehouse	W	28-0
8	at Virginia State	L	21-24
15	Norfolk State	L	27-34
22	Tuskegee	W	37-17
29	at Elizabeth City State	W	44-23
Nov. 5	West Virginia Tech (HC)	W	37-9

1989 (8-1-1)

Sept. 9	Mississippi Valley State	W	6-3
16	Bowie State	W	17-7
23	Virginia Union	L	28-32
30	Fayetteville State	W	26-19
	North Carolina Central	W	27-7
Oct. 7	Virginia State	W	21-10
18	Norfolk State	T	20-20
21	Tuskegee	W	37-21
28	Elizabeth City State (HC)	W	35-27
Nov. 4	Morehouse	W	18-13

1990 (5-5)

Sept. 1	at Texas Southern	L	16-28
---------	-------------------	---	-------

8	Bowie State	W	21-6
15	at Virginia Union	L	40-43
22	at Grambling State	L	3-22
29	North Carolina Central	W	33-21
Oct. 6	at Virginia State	W	7-0
13	Norfolk State	L	18-27
20	Tuskegee	W	45-26
27	at Elizabeth City State	L	7-14
Nov. 3	Morehouse (HC)	W	32-0

## 1991 (2-9)

Sept. 7	Johnson C. Smith	L	15-26
14	Bowie State	L	14-17
21	Virginia Union	L	13-49
28	Alcorn State	L	14-67
Oct. 5	Morehouse	L	17-20
12	Virginia State	W	39-37
19	Norfolk State	L	12-26
26	Tuskegee (HC)	L	33-46
Nov. 2	Elizabeth City State	L	21-23
9	Winston-Salem State	L	6-20
16	North Carolina Central	W	44-28

## COACH JOE TAYLOR ERA

(16 YEARS – 136-48-1, .735)

## 1992 (9-2-1)

Sept. 5	Johnson C. Smith	W	48-6
12	Bowie State	W	48-7
19	Virginia Union	T	20-20
26	Cheyney	W	72-0
Oct. 3	Morehouse	W	10-3
10	Virginia State	W	55-23
17	Norfolk State	W	60-0
24	Tuskegee	L	28-41
31	Elizabeth City State	W	30-22
Nov. 7	Winston-Salem State	W	27-14
14	North Carolina Central	W	31-19
NCAA Division II Playoffs			
21	North Alabama	L	21-33

## 1993 (12-1)

Sept. 11	at Livingstone	W	48-6
14	at Bowie State	W	35-6
18	Virginia Union	W	13-0
25	vs. Grambling State	W	27-6
Oct. 2	Johnson C. Smith	W	43-6
9	Virginia State	W	42-14
16	at Norfolk State	W	48-21
23	Tuskegee (HC)	W	46-12
30	Elizabeth City State	W	40-0
Nov. 6	Chowan	W	41-0
13	at Morris Brown	W	49-14
NCAA Division II Playoffs			
20	Albany State	W	33-7
27	at North Alabama	L	20-45

## 1994 (10-1)

Sept. 3	Morehouse	W	24-15
10	Howard	W	21-20
17	at Virginia Union	W	56-6
24	Grambling State	L	29-32
Oct. 1	Johnson C. Smith	W	77-3
8	at Virginia State	W	44-19
15	Norfolk State	W	53-28
22	Livingstone (HC)	W	47-7
29	at Elizabeth City State	W	40-7
Nov. 5	C.W. Post	W	85-7
12	at Fayetteville State	W	34-13
SBN Black College National Champions			

1995 (8-3)			
Sept. 2	at Morehouse	W	42-14
8	Howard	L	22-34
16	Grambling State	W	16-7
23	Southern	L	22-45
30	Bethune-Cookman	W	34-14
Oct. 7	Delaware State	W	51-21
14	Norfolk State	W	23-18
28	Elizabeth City State (HC)	W	36-13
Nov. 4	at Liberty	L	14-28
11	Fayetteville State	W	28-7
18	Morgan State	W	54-20

## 1996 (5-6)

Sept. 1	at Clark-Atlanta	W	13-6
13	Howard	L	7-26
21	North Carolina A&T	L	20-24
28	Virginia State	W	14-10
Oct. 5	Florida A&M	L	58-59
12	Delaware State	W	37-7
26	at South Carolina State	W	20-14
Nov. 2	Liberty	L	30-34
9	Bethune-Cookman (HC)	W	38-24
16	Norfolk State	L	7-14
23	Morgan State	L	22-23

## 1997 (10-2)

Aug. 30	at William & Mary	L	6-31
Sept. 13	at Howard	W	49-21
20	at North Carolina A&T	W	7-2
27	Grambling State	W	42-7
Oct. 4	Florida A&M	W	18-15
11	at Liberty	W	33-27
18	at Norfolk State	W	9-2
25	South Carolina State	W	20-14
Nov. 8	at Bethune-Cookman	W	27-0
15	Delaware State (HC)	W	24-20
22	Morgan State	W	10-0
NCAA Division I-AA Playoffs			
29	at Youngstown State	L	13-28
SBN Black College National Champions			

## 1998 (9-3)

Sept. 5	at Florida A&M	W	21-14
12	Howard	W	38-31
19	North Carolina A&T	W	23-10
26	Grambling State	W	28-15
Oct. 10	Liberty	W	21-0
17	Norfolk State	W	59-14
24	South Carolina State	W	20-7
31	William & Mary	L	34-41
Nov. 7	Bethune-Cookman (HC)	L	13-14
14	Delaware State	W	41-13
21	Morgan State	W	55-0
NCAA Division I-AA Playoffs			
28	at Connecticut	L	34-42

## 1999 (8-4)

Sept. 4	Delaware State	W	21-0
11	vs. Howard	W	28-27
18	vs. Arkansas-Pine Bluff	W	26-13
25	vs. Grambling State	W	27-7
Oct. 2	vs. Southern	L	6-21
9	at North Carolina A&T	L	16-41
16	at Norfolk State	W	28-27
23	Florida A&M	L	6-41
30	South Carolina State (HC)	W	39-27
Nov. 6	at Bethune-Cookman	L	27-34
13	Morgan State	W	34-14
Heritage Bowl			
20	Southern	W	24-3

## 2000 (7-4)

Sept. 2	New Hampshire	L	17-31
9	vs. Howard	W	26-24
16	Winston-Salem State	W	40-6
23	Southern Utah	W	42-34
30	at Delaware State	W	54-28
Oct. 14	Norfolk State	W	47-19
21	at South Carolina State	W	40-37
28	at Florida A&M	L	24-53
Nov. 9	Bethune-Cookman (HC)	L	31-34
11	North Carolina A&T	L	28-34
18	Morgan State	W	31-14

## 2001 (7-4)

Sept. 1	at New Hampshire	L	29-45
8	at Howard	W	27-20
22	vs. Virginia State	W	55-14
29	Delaware State	W	31-20
Oct. 6	Rhode Island	L	7-56
13	at Norfolk State	L	20-28
20	South Carolina State (HC)	W	28-17
27	Florida A&M	L	35-47
Nov. 3	at Bethune-Cookman	W	44-41
10	North Carolina A&T	W	23-7
17	Morgan State	W	35-20

## 2002 (7-5)

Aug. 31	at James Madison	W	31-28
Sept. 7	Southwest Miss. State	L	26-28
14	Howard	W	51-2
21	vs. Alcorn State	L	23-27
Oct. 5	at Delaware State	W	44-13
12	Bowie State (HC)	W	49-0
19	Norfolk State	W	31-14
26	at South Carolina State	L (OT)	41-47
Nov. 2	at Florida A&M	L	13-25
9	Bethune-Cookman	W	37-7
16	North Carolina A&T	W	17-7
23	at Morgan State	L	42-52

## 2003 (7-4)

Aug. 28	at Villanova	L	6-41
Sept. 13	at Howard	W	17-14
20	vs. Tuskegee	W	53-0
27	vs. Morgan State	W (OT)	24-21
Oct. 4	Delaware State	W	41-9
18	at Norfolk State	W	52-0
25	South Carolina State (HC)	W	32-12
Nov. 1	Florida A&M	L	23-34
8	at Bethune-Cookman	L	27-30
15	at North Carolina A&T	L	28-38
22	Savannah State	W	48-13

## 2004 (10-2)

Sept. 4	Jackson State	W	38-19
11	Howard	W	47-14
18	Western Illinois	W	40-20
25	vs. Morgan State	W	49-37
Oct. 2	at Delaware State	L	23-28
9	Gardner-Webb	W	48-25
16	Norfolk State	W	58-10
23	at South Carolina State	W	52-36
Nov. 6	Bethune-Cookman (HC)	W	24-17
13	North Carolina A&T	W	51-24
20	at Savannah State	W	58-7
NCAA Division I-AA Playoffs			
27	at William & Mary	L	35-42
SBN Black College National Champions			

## 2005 (11-1)


Sept. 3	vs. Jackson State	W	20-7
---------	-------------------	---	------



10	at Howard	W	22-12
15	at North Carolina A&T	W	31-14
24	vs. Morgan State	W	44-14
Oct. 1	Delaware State	W	26-8
8	at Gardner-Webb	W	52-21
15	at Norfolk State	W	55-14
22	South Carolina State (HC)	W	14-10
Nov. 5	at Bethune-Cookman	W	24-10
12	Florida A&M	W	34-14
19	Savannah State	W	44-6
NCAA Division I-AA Playoffs			
26	Richmond	L	10-38
SBN Black College National Champions			

2006 (10-2)			
Sept. 2	vs. Grambling State	W (OT)	27-26
9	Howard	W	46-7
16	North Carolina A&T	W	48-14
23	vs. Morgan State	W	26-7
30	at Delaware State	W	29-14
Oct. 7	vs. Central State	W	42-12
14	Norfolk State	W	42-13
21	at South Carolina State	L	6-13
28	Winston-Salem State (HC)	W	13-3
Nov. 4	Bethune-Cookman	W	34-17
11	at Florida A&M	W	59-7
NCAA Division I-AA Playoffs			
25	New Hampshire	L	38-41

2007 (6-5)			
Sept. 8	at Howard	W	31-24
15	North Carolina A&T	W	59-14
20	Morgan State	W (OT)	24-17
29	Delaware State	L	17-24
Oct. 6	at Princeton	W	48-27
13	at Norfolk State	L	19-20
20	South Carolina State (HC)	L	24-28
27	at Winston-Salem State	L	19-20
Nov. 3	at Bethune-Cookman	W	31-24
10	Florida A&M	W	30-15
17	Southern Illinois	L	27-45

**COACH JERRY HOLMES ERA***(1 YEAR – 6-5, .545)*

2008 (6-5)			
Aug. 31	vs. Jackson State	W	17-13
Sept. 6	at Southern Illinois	L	31-37
13	Howard	W	38-27
20	North Carolina A&T	W	44-7
Oct. 4	at Delaware State	W	17-14
18	Norfolk State	W	35-17

25	at South Carolina State	L	13-35
Nov. 1	Winston-Salem State (HC)	L	30-35
8	Bethune-Cookman	L	6-17
15	at Florida A&M	L	24-45
22	at Morgan State	W	17-13

**COACH DONOVAN ROSE ERA***(5 YEARS – 25-30, .455)*

2009 (5-6)			
Sept. 5	North Carolina Central	W	31-24
12	at Alabama A&M	L	24-31
19	at North Carolina A&T	W	24-17
26	Delaware State	L	6-21
Oct. 10	Howard	W	37-0
17	at Norfolk State	L	6-46
24	South Carolina State (HC)	L	9-21
31	at Winston-Salem State	W (OT)	16-13
Nov. 7	at Bethune-Cookman	L	24-27
14	Florida A&M	W	25-0
21	Morgan State	L	13-16

2010 (6-5)			
Sept. 2	at Central Michigan	L	0-33
11	at Howard	W	31-21
18	North Carolina A&T	W	35-21
30	at Delaware State	W	20-14
Oct. 9	at North Carolina Central	W	27-13
16	Norfolk State	W	7-6
23	at South Carolina State	L	7-10
30	Old Dominion	L	14-28
Nov. 6	Bethune-Cookman (HC)	L	18-23
13	at Florida A&M	L	12-17
20	at Morgan State	W	21-16

2011 (7-4)			
Sept. 3	vs. Alabama A&M	W	21-20
8	Florida A&M	W	23-17
17	at Old Dominion	L	42-45
22	at Bethune-Cookman	L	31-35
Oct. 8	Princeton	W	28-23
15	at Norfolk State	L	24-34
22	N.C. Central (HC)	W (OT)	30-27
29	at Savannah State	W	22-5
Nov. 5	Howard	L	7-10
12	Delaware State	W	42-6
19	Morgan State	W	42-18

2012 (3-7)			
Aug. 30	at Tennessee Tech	L	31-41
Sept. 8	Old Dominion	L	7-45
15	at Florida A&M	L	20-44

29	Bethune-Cookman	L	26-38
Oct. 13	Norfolk State	W	28-14
18	at N.C. Central	L	20-37
27	Savannah State (HC)	W	21-13
Nov. 5	at Howard	L	10-20
10	at Delaware State	L	27-35
17	at Morgan State	W	27-17

2013 (4-8)			
Aug. 29	at Western Illinois	L	9-42
Sept. 7	at William & Mary	L	7-31
14	Tennessee Tech	L	27-30
21	at Coastal Carolina	L	17-50
28	at South Carolina State	L	6-30
Oct. 12	North Carolina A&T	W	31-26
19	Norfolk State	W	27-17
26	Delaware State	W	30-7
Nov. 2	at Morgan State	L	27-30
9	N.C. Central	W	29-21
16	at Bethune-Cookman	L	12-42
23	Howard	L (20T)	39-42

**COACH CONNELL MAYNOR ERA***(2 YEARS – 9-14, .391)*

2014 (3-9)			
Aug. 30	at Old Dominion	L	28-41
Sept. 6	William & Mary	L	14-42
13	at Richmond	L	17-42
20	Miles College	W	34-30
27	South Carolina State	L	10-17
Oct. 9	at North Carolina A&T	L	14-31
18	Norfolk State	L	13-21
25	at Delaware State	W	23-0
Nov. 1	Morgan State (HC)	L	35-38
8	at N.C. Central	L	13-47
13	Bethune-Cookman	W	40-35
22	at Howard	L	29-30

2015 (6-5)			
Sept. 5	Kentucky State	W	35-20
12	Richmond	L	28-31
18	Howard	W	37-19
26	at Norfolk State	L	14-24
Oct. 3	North Carolina A&T	L	31-45
10	Delaware State (HC)	W	21-7
17	at Morgan State	W	20-10
24	at William & Mary	L	7-40
31	at South Carolina State	L	20-34
Nov. 7	Florida A&M	W	33-0
14	Savannah State	W	42-3



## HAMPTON HEAD COACHING RECORDS

<b>Coach</b>	<b>Tenure</b>	<b>Years</b>	<b>W</b>	<b>L</b>	<b>T</b>
Tony Monroe	1902-11	10	25	10	2
Richard Armstrong	1912	1	4	1	0
L.L. Pepin	1913	1	6	0	0
C.H. Williams	1914-17	6	23	7	1
	1919-20				
John Harvey	1918	1	1	1	1
Gideon Smith	1920-40	20	97	46	12
James Griffin Sr.	1941-42	4	21	20	5
	1947-48				
Sylvius Moore	1943-44	2	5	7	1
Herman Neilson	1945-46	2	6	10	0
Harry Jefferson	1949-56	8	32	41	3
Ben Whaley	1957-64	8	35	37	1
Mel Labat	1965-68	4	15	19	1
Whitney Van Cleave	1969-73	5	3	44	2
Walter Lovett	1974-80	7	35	40	0
Ed Wyche	1981-83	3	21	9	0
Fred Freeman	1984-91	8	49	31	4
Joe Taylor	1992-2007	16	136	48	1
Jerry Holmes	2008	1	6	5	0
Donovan Rose	2009-13	5	25	30	0
Connell Maynor	2014-pres.	2	9	14	0



## OPENERS AND HOMECOMING GAMES

### HOME OPENERS (SINCE 1943)

**RECORD: 45-27-1**

1943	A&T College	6-7	L
1944	A&T College	0-12	L
1945	A&T College	7-6	W
1946	A&T College	12-0	W
1947	A&T College	7-0	W
1948	Shaw	14-0	W
1949	Shaw	7-13	L
1950	Shaw	13-7	W
1951	Shaw	12-6	W
1952	Fayetteville State	20-0	W
1953	Maryland State	7-7	T
1954	Fayetteville State	12-8	W
1955	Maryland State	0-6	L
1956	Fayetteville State	7-19	L
1957	Delaware State	6-0	W
1958	Fayetteville State	18-6	W
1959	Delaware State	26-8	W
1960	Morehouse	7-12	L
1961	Morgan State	7-13	L
1962	Morehouse	12-0	W
1963	Morgan State	0-38	L
1964	Morehouse	14-7	W
1965	Morgan State	0-41	L
1966	Morehouse	65-0	W
1967	Delaware State	35-6	W
1968	Shaw	20-6	W
1969	Delaware State	0-20	L
1970	Shaw	0-20	L
1971	Winston-Salem State	26-32	L
1972	Shaw	0-12	L

1973	Winston-Salem State	8-17	L
1974	Shaw	35-13	W
1975	Winston-Salem State	32-13	W
1976	Shaw	33-0	W
1977	Winston-Salem State	6-34	L
1978	Shaw	24-19	W
1979	Winston-Salem State	14-41	L
1980	New York Tech	36-12	W
1981	Bowie State	35-6	W
1982	Livingstone	14-6	W
1983	Virginia Union	13-4	W
1984	Tennessee State	0-44	L
1985	Virginia Union	31-0	W
1986	Johnson C. Smith	25-3	W
1987	Virginia Union	7-14	L
1988	University of D.C.	47-6	W
1989	Mississippi Valley State	3-6	L
1990	Bowie State	21-6	W
1991	Virginia Union	13-49	L
1992	Johnson C. Smith	48-6	W
1993	Virginia Union	13-0	W
1994	Morehouse	24-15	W
1995	Delaware State	51-21	W
1996	North Carolina A&T	20-24	L
1997	Florida A&M	18-15	W
1998	North Carolina A&T	20-24	L
1999	Delaware State	21-0	W
2000	New Hampshire	17-31	L
2001	Delaware State	31-20	W
2002	Southwest Missouri State	26-28	L
2003	Delaware State	41-9	W
2004	Jackson State	38-19	W

2005	Delaware State	26-8	W
2006	Howard	46-7	W
2007	Morgan State	24-17 (OT)	W
2008	Howard	38-27	W
2009	North Carolina Central	31-24	W
2010	North Carolina A&T	35-21	W
2011	Florida A&M	23-17	W
2012	Old Dominion	7-45	L
2013	Tennessee Tech	27-30	L
2014	William & Mary	14-42	L
2015	Kentucky State	35-20	W

### SEASON OPENERS (SINCE 1902)

**RECORD: 75-36-3**

1902	Armstrong Man. Train.	16-0	W
1903	Armstrong Man. Train.	21-2	W
1904	Petersburg	0-6	L
1905	Petersburg	0-12	L
1906	Monarchs	5-0	W
1907	Columbia	1-0	W
1908	Virginia Union	11-0	W
1909	Virginia Union	22-0	W
1910	Lynchburg Seminary	69-0	W
1911	Lancasters	11-0	W
1912	Lancasters	27-0	W
1913	N.N. High School	69-0	W
1914	Livingstone	39-0	W
1915	St. Paul's	58-0	W
1916	Roanoke Athletic Club	89-0	W
1917	Vandals	57-0	W
1918	Howard	7-0	W
1919	Naval Base	29-0	W
1920	Naval Base	39-0	W

1921	St. Paul's	26-2	W
1922	Morgan State	6-0	W
1923	Morgan State	44-0	W
1924	North Carolina College	31-0	W
1925	Virginia Seminary	0-3	L
1926	Virginia Seminary	3-3	T
1927	Virginia Seminary	13-13	T
1928	Virginia Seminary	2-0	W
1929	Howard	6-0	W
1930	St. Paul's	40-0	W
1931	North Carolina College	24-0	W
1932	North Carolina College	19-0	W
1933	North Carolina College	7-0	W
1934	Bluefield College	6-7	L
1935	North Carolina College	31-0	W
1936	Virginia State	7-12	L
1937	South Carolina State	7-6	W
1938	South Carolina State	21-6	W
1939	Bluefield College	6-7	L
1940	St. Paul's	13-7	W
1941	St. Paul's	52-0	W
1942	Camp Pickett	13-0	W
1943	Johnson C. Smith	19-6	W
1944	Johnson C. Smith	12-12	T
1945	Johnson C. Smith	6-7	L
1946	Johnson C. Smith	33-0	W
1947	Johnson C. Smith	13-8	W
1948	Shaw	14-0	W
1949	Shaw	7-13	L
1950	Shaw	13-7	W
1951	Shaw	12-6	W
1952	Fayetteville State	20-0	W
1953	Fayetteville State	19-12	W
1954	Fayetteville State	12-8	W
1955	Fayetteville State	21-6	W
1956	Fayetteville State	7-19	L
1957	Fayetteville State	6-0	W
1958	Fayetteville State	18-6	W
1959	Johnson C. Smith	8-14	L
1960	Morgan State	7-24	L
1961	Morgan State	7-13	L
1962	Morgan State	0-41	L
1963	Morgan State	0-38	L
1964	Morgan State	7-53	L
1965	Morgan State	0-41	L
1966	Shaw	48-16	W
1967	Shaw	46-12	W
1968	Shaw	20-6	W
1969	Shaw	6-18	L
1970	Winston-Salem State	20-46	L
1971	Winston-Salem State	26-32	L
1972	Rhode Island	0-27	L
1973	Winston-Salem State	8-17	L
1974	Winston-Salem State	0-15	L
1975	Winston-Salem State	32-13	W
1976	Winston-Salem State	27-22	W
1977	Winston-Salem State	6-34	L
1978	Winston-Salem State	6-21	L
1979	Liberty Baptist	20-41	L
1980	Bowie State	22-16	W
1981	Bowie State	35-6	W
1982	Bowie State	31-9	W

1983	Tennessee State	14-20	L
1984	Tennessee State	0-44	L
1985	Johnson C. Smith	10-6	W
1986	Johnson C. Smith	25-3	W
1987	University of D.C.	34-0	W
1988	University of D.C.	47-6	W
1989	Mississippi Valley State	6-3	W
1990	Texas Southern	28-16	W
1991	Johnson C. Smith	15-26	L
1992	Johnson C. Smith	48-6	W
1993	Livingstone	48-6	W
1994	Livingstone	24-15	W
1995	Morehouse	42-14	W
1996	Clark-Atlanta	13-6	W
1997	William & Mary	6-31	L
1998	Florida A&M	21-14	W
1999	Delaware State	21-0	W
2000	New Hampshire	17-31	L
2001	New Hampshire	29-45	L
2002	James Madison	31-28	W
2003	Villanova	6-41	L
2004	Jackson State	38-19	W
2005	Jackson State	20-7	W
2006	Grambling State	27-26 (OT)	W
2007	Howard	31-24	W
2008	Jackson State	17-13	W
2009	North Carolina Central	31-24	W
2010	Central Michigan	0-33	L
2011	Alabama A&M	21-20	W
2012	Tennessee Tech	31-41	L
2013	Western Illinois	9-42	L
2014	Old Dominion	28-41	L
2015	Kentucky State	35-20	W

### ALL-TIME HOMECOMING RESULTS (SINCE 1928)

RESULTS: 52-34-2

1928	Virginia Union	25-0	W
1929	West Virginia State	0-7	L
1930	Virginia Union	14-7	W
1931	Howard	25-0	W
1932	Virginia Union	13-14	L
1933	Howard	28-0	W
1934	Virginia Union	0-6	L
1935	Lincoln	20-0	W
1936	Howard	35-0	W
1937	Virginia	7-39	L
1938	Howard	13-12	W
1939	Lincoln	12-6	W
1940	Morgan State	0-0	T
1941	Virginia State	0-14	L
1942	Howard	12-0	W
1943	North Carolina A&T	18-12	W
1944	Morgan State	0-55	L
1945	Lincoln	12-0	W
1946	Howard	6-9	L
1947	Virginia Union	14-13	W
1948	Howard	0-6	L
1949	Morgan State	0-26	L
1950	Virginia Union	9-6	W
1951	Lincoln	7-3	W
1952	Howard	34-7	W
1953	Lincoln	57-0	W

1954	Howard	13-13	T
1955	Virginia State	6-18	L
1956	Howard	20-0	W
1957	Lincoln	7-1	W
1958	Howard	8-12	L
1959	Virginia State	0-25	L
1960	Howard	24-20	W
1961	Tuskegee	17-14	W
1962	Juniata	6-27	L
1963	Shaw	13-10	W
1964	Howard	6-14	L
1965	Shaw	14-20	L
1966	Howard	32-19	W
1967	Tuskegee	12-28	L
1968	Howard	34-6	W
1969	Tuskegee	12-28	L
1970	Howard	14-41	L
1971	Virginia State	22-45	L
1972	Howard	3-21	L
1973	Tuskegee	6-20	L
1974	Howard	12-27	L
1975	Bowie State	21-28	L
1976	Howard	7-28	L
1977	Virginia State	0-37	L
1978	St. Paul's	20-12	W
1979	Virginia State	0-37	L
1980	St. Paul's	28-18	W
1981	Guilford	31-6	W
1982	St. Paul's	34-0	W
1983	Fayetteville State	14-7	W
1984	St. Paul's	14-7	W
1985	St. Paul's	15-3	W
1986	St. Paul's	21-0	W
1987	Elizabeth City State	25-18	W
1988	West Virginia Tech	37-9	W
1989	Elizabeth City State	35-27	W
1990	Morehouse	32-0	W
1991	Tuskegee	33-46	L
1992	North Carolina Central	31-19	W
1993	Tuskegee	46-12	W
1994	Livingstone	47-7	W
1995	Elizabeth City State	36-13	W
1996	Bethune-Cookman	38-24	W
1997	Delaware State	20-14	W
1998	Bethune-Cookman	13-14	L
1999	South Carolina State	39-27	W
2000	Bethune-Cookman	31-34	L
2001	South Carolina State	28-17	W
2002	Bowie State	49-0	W
2003	South Carolina State	32-12	W
2004	Bethune-Cookman	24-17	W
2005	South Carolina State	14-10	W
2006	Winston-Salem State	13-3	W
2007	South Carolina State	24-28	L
2008	Winston-Salem State	30-35	L
2009	South Carolina State	9-21	L
2010	Bethune-Cookman	18-23	L
2011	North Carolina Central	30-27 (OT)	W
2012	Savannah State	21-13	W
2013	North Carolina A&T	31-26	W
2014	Morgan State	35-38	L
2015	Delaware State	21-7	W

**ALABAMA A&M (1-1)**

2009	L	24-31	Away
2011	W	21-20	Neutral

**ALBANY STATE (1-0)**

1993	W	33-7	Home
------	---	------	------

**ALCORN STATE (0-2)**

1991	L	14-67	Away
2002	L	23-27	Neutral

**ARKANSAS-PINE BLUFF (1-0)**

1999	W	26-13	Neutral
------	---	-------	---------

**ARMSTRONG MANUAL TRAINING SCHOOL (2-0)**

1902	W	16-0	
1903	W	21-2	

**ATLANTA BAPTIST (0-1)**

1909	L	5-16	
------	---	------	--

**BETHUNE-COOKMAN (10-10)**

1995	W	34-14	Neutral
1996	W	38-24	Home
1997	W	27-0	Away
1998	L	13-14	Home
1999	L	27-34	Away
2000	L	31-34	Home
2001	W	44-41	Away
2002	W	37-7	Home
2003	L	27-30	Away
2004	W	24-17	Home
2005	W	24-10	Away
2006	W	34-17	Home
2007	W	31-24	Away
2008	L	6-17	Home
2009	L	24-27	Away
2010	L	18-23	Home
2011	L	31-35	Away
2012	L	26-38	Home
2013	L	12-42	Away
2014	W	40-35	Home

**BLOOMSBURG (0-1)**

1985	L	28-38	Away
------	---	-------	------

**BLUEFIELD COLLEGE (5-8-3)**

1930	W	19-18	
1932	W	6-0	
1933	T	6-6	
1934	L	6-7	
1935	W	12-8	
1936	T	6-6	
1937	W	6-0	
1938	W	7-0	
1939	L	6-7	
1940	L	7-14	
1941	L	0-10	
1942	T	7-7	
1955	L	0-19	Away
1956	L	6-33	Home
1957	L	0-34	Away
1958	L	19-21	Home

**BOWIE STATE (13-5)**

1974	L	10-12	Away
1975	L	21-28	Home
1976	W	19-11	Away
1977	W	27-7	Home
1978	W	8-6	Away
1979	L	20-24	Home
1980	W	22-16	Away
1981	W	35-6	Home
1982	W	31-9	Away
1985	W	40-0	Home
1987	W	25-7	Away
1988	L	27-18	Home
1989	W	17-7	Away
1990	W	21-6	Home
1991	L	14-17	Away
1992	W	48-7	Home
1993	W	35-6	Away
2002	W	49-0	Home

**CAMP PICKETT (2-0)**

1942	W	13-0	
1943	W	20-7	Away

**CENTRAL MICHIGAN (0-1)**

2010	L	0-33	Away
------	---	------	------

**CENTRAL STATE (1-1)**

1987	L	13-0	Away
2006	W	42-12	Neutral

**CHEYNEY (2-0)**

1985	W	31-7	Away
1992	W	72-0	Home

**CHOWAN (1-0)**

1993	W	41-0	Home
------	---	------	------

**CLAFLIN (1-0)**

1958	W	25-0	Home
------	---	------	------

**CLARK-ATLANTA (1-0)**

1996	W	13-6	Away
------	---	------	------

**COASTAL CAROLINA (0-1)**

2013	L	17-50	Away
------	---	-------	------

**COLUMBIA (1-1)**

1906	W	10-0	
1907	L	0-1	

**CONNECTICUT (0-1)**

1998	L	34-42	Away
------	---	-------	------

**C.W. POST (1-0)**

1994	W	85-7	Home
------	---	------	------

**DELAWARE STATE (27-14)**

1945	L	0-14	Home
1946	W	12-0	Home
1953	W	26-0	Home
1954	L	0-7	Away
1955	L	0-12	Home
1956	L	6-46	Away
1957	W	6-0	Home

1958	W	28-14	Away
1959	W	26-8	Home
1960	W	13-8	Away
1961	L	8-22	Home
1962	L	9-12	Away
1963	W	25-6	Home
1964	L	23-26	Away
1965	L	13-30	Home
1966	W	6-0	Away
1967	W	35-6	Home
1968	W	17-10	Away
1969	L	0-20	Home
1970	L	0-49	Away
1995	W	51-21	Home
1996	W	6-0	Away
1997	W	24-20	Home
1998	W	41-13	Away
1999	W	21-0	Home
2000	W	54-28	Away
2001	W	31-20	Home
2002	W	44-13	Away
2003	W	41-9	Home
2004	L	23-28	Away
2005	W	26-8	Home
2006	W	29-14	Away
2007	L	17-24	Home
2008	W	17-14	Away
2009	L	6-21	Home
2010	W	20-14	Away
2011	W	42-6	Home
2012	L	27-35	Away
2013	W	30-7	Home
2014	W	23-0	Away
2015	W	21-7	Home

**DISTRICT OF COLUMBIA (4-0-1)**

1984	T	7-7	Home
1985	W	34-6	Away
1986	W	36-12	Home
1987	W	34-0	Away
1988	W	47-6	Home

**ELIZABETH CITY STATE (14-7-3)**

1971	L	12-74	Home
1972	L	0-24	Away
1973	T	3-3	Home
1974	W	28-27	Home
1975	W	27-13	Home
1976	W	36-0	Away
1977	W	31-0	Home
1978	W	14-13	Away
1979	L	8-28	Away
1980	L	16-20	Home
1981	L	10-17	Away
1982	W	17-3	Home
1983	W	20-0	Home
1984	T	7-7	Away
1985	W	25-6	Home
1986	T	14-14	Away
1987	W	25-18	Home
1988	W	44-23	Away
1989	W	35-27	Home
1990	L	7-14	Away
1991	L	21-23	Home
1992	W	30-22	Away
1993	W	40-0	Home

1994	W	40-7	Away
1995	W	36-13	Home

**EMORY & HENRY (2-0)**

1980	W	38-27	Away
1981	W	50-17	Home

**FAYETTEVILLE STATE (12-3)**

1952	W	20-0	Home
1953	W	19-12	Home
1954	W	12-8	Home
1955	W	21-6	Away
1956	L	7-19	Home
1957	W	6-0	Away
1958	W	18-6	Home
1959	W	32-0	Away
1960	W	39-0	Home
1961	W	13-0	Away
1962	L	7-8	Home
1983	W	14-7	Home
1984	L	19-21	Away
1989	W	26-19	
1994	W	34-13	Away
1995	W	28-7	Home

**FLORIDA A&M (9-13)**

1937	L	20-25	Neutral
1943	W	39-0	Neutral
1944	L	0-40	Home
1947	L	0-7	Neutral
1986	L	9-44	Away
1996	L (60T)	58-59	Neutral
1997	W	18-15	Home
1998	W	21-14	Away
1999	L	6-41	Home
2000	L	24-52	Away
2001	L	35-47	Home
2002	L	13-25	Away
2003	L	23-34	Home
2005	W	34-14	Home
2006	W	59-7	Away
2007	W	30-15	Home
2008	L	24-45	Away
2009	W	25-0	Home
2010	L	12-17	Away
2011	W	23-17	Home
2012	L	20-44	Away
2015	W	33-0	Home

**FORT BRAGG (1-0)**

1947	W	19-0	Home
------	---	------	------

**GARDNER-WEBB (2-1)**

1978	L	13-28	Away
2004	W	48-25	Home
2005	W	52-21	Away

**GRAMBLING STATE (6-2)**

1990	L	3-22	Away
1993	W	27-26	Neutral
1994	L	29-32	Neutral
1995	W	16-7	Neutral
1997	W	42-7	Neutral
1998	W	28-15	Neutral
1999	W	27-7	Neutral
2006	W (OT)	27-26	Neutral

**HOWARD (48-42-1)**

1908	W	2-0	
1909	L	0-5	
1910	L	0-39	
1911	L	0-11	
1912	L	7-13	
1913	W	8-6	
1914	L	0-6	
1915	W	18-0	
1916	W	12-3	
1917	W	37-0	
1918	W	6-2	
1919	L	7-12	
1920	L	0-18	
1921	L	0-34	
1922	W	13-0	
1923	L	6-10	
1924	L	3-7	
1929	W	6-0	
1930	W	13-6	
1931	W	25-0	Home
1932	W	19-6	
1933	W	28-0	Home
1934	L	0-7	
1935	W	26-0	
1936	W	35-0	Home
1937	L	6-13	
1938	W	13-12	Home
1939	W	25-6	
1940	W	25-0	
1941	W	19-6	
1942	W	12-0	Home
1944	W	7-0	Away
1945	L	6-17	Home
1946	L	6-19	Home
1947	W	19-13	Away
1948	L	0-6	Home
1949	L	0-7	Away
1950	L	7-12	Home
1951	L	0-7	Away
1952	W	34-7	Home
1953	L	7-11	Away
1954	T	13-13	Home
1955	W	14-0	Away
1956	W	20-0	Home
1957	W	19-6	Away
1958	L	12-18	Home
1959	L	7-14	Away
1960	W	24-20	Home
1961	W	37-0	Away
1962	W	32-14	Home
1963	L	14-32	Away
1964	L	6-14	Home
1965	L	8-26	Away
1966	W	32-19	Home
1967	W	14-8	Away
1968	W	34-6	Home
1969	L	0-16	Away
1970	L	14-41	Home
1971	L	0-35	Away
1972	L	3-21	Home
1973	L	0-51	Away
1974	L	12-27	Home
1975	L	15-19	Away
1976	L	7-28	Home

1977	L	14-20	Away
1978	L	6-17	Home
1979	L	12-28	Away
1980	L	21-38	Home
1984	W	13-7	Away
1986	L	7-21	Home
1994	W	21-20	Home
1995	L	22-34	Neutral
1997	W	49-21	Neutral
1998	W	38-31	Neutral
1999	W	28-27	Neutral
2000	W	26-24	Neutral
2001	W	27-20	Away
2002	W	51-2	Home
2003	W	17-14	Away
2004	W	47-14	Home
2005	W	22-12	Away
2006	W	46-7	Home
2007	W	31-24	Away
2008	W	38-27	Home
2009	W	37-0	Home
2010	W	31-21	Away
2011	L	7-10	Home
2012	L	10-20	Away
2013	L (20T)	39-42	Home
2014	L	29-30	Away
2015	W	37-19	Neutral

**JACKSON STATE (3-0)**

2004	W	38-19	Away
2005	W	20-7	Away
2008	W	17-13	Neutral

**JAMES MADISON (2-0)**

1981	W	17-15	Away
2002	W	31-28	Away

**JOHNSON C. SMITH (15-5-2)**

1926	W	49-0	
1932	W	19-0	
1933	W	42-6	
1943	W	19-6	Away
1944	T	12-12	Away
1945	L	6-7	Away
1946	W	33-0	Away
1947	W	13-8	Away
1948	T	20-20	Away
1959	L	8-14	Away
1975	L	6-21	Home
1976	W	18-16	Away
1977	W	35-7	Home
1978	W	19-6	Away
1979	W	19-9	Home
1980	L	14-27	Away
1985	W	10-6	Away
1986	W	25-3	Home
1991	L	15-26	Away
1992	W	48-6	Home
1993	W	43-6	Away
1994	W	77-3	Home

**JUNIATA (1-1)**

1961	W	31-0	Away
1962	L	6-27	Home



**KENTUCKY STATE (1-0)**

2015	W	35-20	Home
------	---	-------	------

**LANCASTERS (5-0)**

1911	W	11-0	
	W	19-0	
1912	W	27-0	
	W	74-0	
1913	W	71-0	

**LIBERTY (2-4)**

1979	L	20-14	Away
1980	L	18-51	Away
1995	L	14-28	Away
1996	L	30-34	Home
1997	W	33-27	Away
1998	W	21-0	Home

**LIGHTHEARTS (0-0-1)**

1920	T	18-18	
------	---	-------	--

**LINCOLN (PA.) (33-11-3)**

1909	W	5-0	
1910	L	5-6	
1911	W	5-2	
1912	W	10-6	
1913	W	13-0	
1914	W	1-0	
1916	W	19-7	
1917	W	7-0	
1918	L	0-7	
1919	L	6-14	
1920	W	14-0	
1921	L	0-13	
1922	W	9-7	
1923	W	7-3	
1924	L	3-7	
1927	W	12-0	
1928	W	36-6	
1929	L	6-13	
1930	T	0-0	
	W	9-7	
1931	W	13-6	
1933	W	32-8	
1934	W	12-0	
1935	W	20-0	Home
1936	W	7-0	
1937	L	0-6	
1940	W	7-0	
1942	T	13-13	
1944	L	0-15	Home
1945	W	12-0	Home
1946	L	7-10	Home
1947	T	0-0	Home
1948	L	0-12	Home
1949	W	45-13	Home
1950	W	14-12	Home
1951	W	7-3	Home
1952	W	21-0	Home
1953	W	57-0	Home
1954	W	6-2	Away
1955	W	35-0	Home
1956	W	12-6	Away
1958	W	42-0	Away
1959	W	20-2	Home

1960	W	35-2	Away
------	---	------	------

**LIVINGSTONE (9-0)**

1909	W	21-0	
1914	W	39-0	
1931	W	44-0	
1981	W	10-7	Away
1982	W	14-6	Home
1987	W	10-6	Away
1988	W	44-14	Home
1993	W	48-6	Away
1994	W	47-7	Home

**LYNCHBURG SEMINARY (3-0)**

1908	W	80-0	
1909	W	22-0	
1910	W	69-0	

**MARYLAND EASTERN SHORE (2-6-1)**

1950	L	12-48	
1951	W	20-0	
1952	L	0-2	
1953	T	7-7	Home
1954	L	0-26	Away
1955	L	0-6	Home
1956	L	0-34	Away
1976	L	3-12	Home
1977	W	15-13	Away

**MILES COLLEGE (1-0)**

2014	W	34-30	Home
------	---	-------	------

**MISSISSIPPI VALLEY STATE (1-0)**

1989	W	6-3	Home
------	---	-----	------

**MONARCHS (1-0)**

1906	W	5-0	
------	---	-----	--

**MOREHOUSE (14-6-3)**

1959	T	7-7	Away
1960	L	7-12	Home
1961	W	21-0	Away
1962	W	12-0	Home
1963	W	20-6	Away
1964	W	14-7	Home
1965	W	20-6	Away
1966	W	65-0	Home
1967	W	40-21	Away
1968	T	12-12	Home
1969	L	12-19	Away
1970	L	13-51	Home
1971	L	7-13	Away
1972	L	9-13	Home
1973	T	13-13	Away
1987	W	32-8	Away
1988	W	28-0	Home
1989	W	18-13	Away
1990	W	32-0	Home
1991	L	17-20	Away
1992	W	46-19	Home
1994	W	24-15	Home
1995	W	42-14	Away

**MORGAN STATE (25-37-2)**

1922	W	6-0	
1923	W	44-0	

1930	W	6-3	
1931	W	26-0	
1932	T	6-6	
1933	L	6-13	
1934	L	0-28	
1935	L	0-13	
1936	L	6-7	
1937	L	0-26	
1938	L	6-19	
1939	L	6-7	
1940	T	0-0	Home
1941	W	8-6	
1942	L	3-24	
1943	L	0-2	
1944	L	0-55	Home
1945	L	0-21	Home
1946	L	0-20	Home
1947	L	0-9	Home
1948	L	0-34	Home
1949	L	0-26	Home
1950	L	13-17	Home
1951	W	7-6	Home
1952	L	7-26	Home
1953	L	13-26	Home
1954	L	6-39	Away
1955	L	7-45	Home
1956	L	13-19	Away
1957	L	6-25	Home
1958	L	0-60	Away
1959	W	9-6	Home
1960	L	7-28	Away
1961	L	7-13	Home
1962	L	0-41	Away
1963	L	0-38	Home
1964	L	7-35	Away
1965	L	0-41	Home
1966	L	0-69	Away
1968	L	14-48	Away
1969	L	3-74	Home
1982	W	13-7	Home
1983	W	28-12	Away
1995	W	54-20	Away
1996	L	22-23	Away
1997	W	10-0	Away
1998	W	55-0	Home
1999	W	34-14	Home
2000	W	31-14	Home
2001	W	35-20	Home
2002	L	45-52	Away
2003	W (OT)	24-21	Neutral
2004	W	49-37	Neutral
2005	W	44-14	Neutral
2006	W	26-7	Neutral
2007	W (OT)	24-17	Home
2008	W	17-13	Away
2009	L	13-16	Home
2010	W	21-16	Away
2011	W	42-18	Home
2012	W	27-17	Away
2013	L	27-30	Away
2014	L	35-38	Home
2015	W	20-10	Away

**MORRIS BROWN (2-1)**

1949	W	14-7	Home
1950	L	0-27	Away

1993 W 49-14 Away

### NAVAL BASE (2-0)

1919 W 29-0  
1920 W 39-0

### NEW HAMPSHIRE (0-3)

2000 L 17-31 Home  
2001 L 29-45 Away  
2006 L 38-41 Home

### NEWPORT NEWS HIGH SCHOOL (1-0)

1913 W 69-0

### NEWPORT NEWS YMCA (2-0)

1919 W 20-0  
1920 W 1-0

### NEW YORK TECH (2-0)

1979 W 19-10 Away  
1980 W 36-12 Home

### NORFOLK STATE (25-27-1)

1961 L 0-42 Away  
1964 L 9-13 Home  
1965 L 0-20 Away  
1966 L 27-33 Home  
1967 L 20-23 Away  
1968 W 13-7 Home  
1969 L 6-39 Away  
1970 L 0-52 Home  
1971 L 15-30 Away  
1972 L 14-33 Home  
1973 L 6-21 Away  
1974 L 10-27 Home  
1975 W 27-7 Away  
1976 L 7-24 Home  
1977 W 18-0 Away  
1978 L 6-16 Home  
1979 L 13-26 Away  
1980 L 14-37 Home  
1981 W 23-20 Away  
1982 L 7-25 Home  
1983 W 14-12 Away  
1984 L 7-15 Home  
1985 W 36-35 Away  
1986 W 19-14 Home  
1987 W 48-14 Away  
1988 L 27-34 Home  
1989 T 20-20 Away  
1990 L 18-27 Home  
1991 L 12-26 Away  
1992 W 60-0 Home  
1993 W 48-21 Away  
1994 W 53-28 Home  
1995 W 23-18 Away  
1996 L 7-14 Home  
1997 W 9-2 Away  
1998 W 59-14 Home  
1999 W 28-27 Away  
2000 W 47-19 Home  
2001 L 20-28 Away  
2002 W 31-14 Home  
2003 W 52-0 Away  
2004 W 58-10 Home  
2005 W 55-14 Away

2006 W 42-13 Home

2007 L 42-13 Away

2008 W 35-17 Home

2009 L 6-46 Away

2010 W 7-6 Home

2011 L 24-34 Away

2012 W 28-14 Home

2013 W 27-17 Away

2014 L 13-21 Home

2015 L 14-24 Away

### NORTH ALABAMA (0-2)

1992 L 21-33 Home

1993 L 20-45 Home

### NORTH CAROLINA A&T STATE (26-17-2)

1909 W 11-0  
1925 W 12-0  
1926 W 14-6  
1927 L 0-13  
1928 W 12-0  
1929 L 0-3  
1930 L 7-12  
1931 W 21-0  
1936 W 20-0  
1937 W 19-14  
1938 T 0-0  
1939 T 0-0  
1940 L 0-14  
1941 W 6-0  
1942 W 18-0  
1943 L 6-7  
1944 L 0-12  
1945 W 7-6  
1946 W 12-0  
1947 W 7-0  
1948 W 21-0  
1949 L 13-20  
1950 L 0-14  
1951 L 7-20  
1952 L 13-26  
1982 W 19-9 Away  
1983 L 10-13 Home  
1996 L 20-24 Home  
1997 W 7-2 Away  
1998 W 23-10 Home  
1999 L 16-41 Away  
2000 L 28-31 Home  
2001 W 23-7 Away  
2002 W 17-7 Home  
2003 L 28-38 Away  
2004 W 51-24 Home  
2005 W 31-14 Away  
2006 W 48-14 Home  
2007 W 59-14 Away  
2008 W 44-7 Home  
2009 W 24-17 Away  
2010 W 35-21 Home  
2013 W 31-26 Home  
2014 L 14-31 Away  
2015 L 31-45 Home

### NORTH CAROLINA CENTRAL (18-7)

1924 W 31-0  
1926 W 20-0  
1928 W 33-7

1929 W 24-0

1931 W 24-0

1932 W 19-0

1933 W 7-0

1934 W 20-0

1935 W 31-0

1951 L 6-28 Home

1952 L 12-21 Home

1953 L 0-28 Away

1954 L 0-28 Home

1983 L 20-24 Away

1984 W 17-13 Home

1989 W 27-7 Away

1990 W 33-21 Home

1991 W 44-28 Away

1992 W 31-19 Home

2009 W 31-24 Home

2010 W 27-13 Away

2011 W (OT) 30-27 Home

2012 L 20-37 Away

2013 W 29-21 Home

2014 L 13-47 Away

### OLD DOMINION (0-4)

2010 L 14-28 Home

2011 L 42-45 Away

2012 L 7-45 Home

2014 L 28-41 Away

### PETERSBURG (2-3-1)

1904 L 0-6

1905 L 0-12

1906 L 5-10

1917 W 25-6

1919 T 13-13

1920 W 12-0

### PHOEBUS (2-0)

1906 W 40-0

1907 W 12-0

### PRINCETON (2-0)

2007 W 48-27 Away

2011 W 28-23 Home

### RHODE ISLAND (0-2)

1972 L 0-27 Away

2001 L 7-56 Home

### RICHMOND (0-3)

2005 L 10-38 Home

2014 L 17-42 Away

2015 L 28-31 Home

### ROANOKE ATHLETIC CLUB (1-0)

1916 W 89-0

### ST. AUGUSTINE'S (1-0)

1910 W 75-6

### ST. PAUL'S (34-4)

1915 W 58-0

1919 W 25-0

1921 W 26-2

1922 W 3-0

1923 W 7-6

1924	W	14-0	
1925	W	34-9	
1926	W	14-3	
1927	W	27-0	
1928	W	27-0	
1929	W	20-0	
1930	W	40-0	
1931	W	20-0	
1932	W	9-0	
1933	W	26-0	
1934	W	13-7	
1935	W	33-6	
1936	W	21-0	
1940	W	13-7	
1941	W	52-0	
1970	L	6-27	Home
1971	W	15-12	Away
1972	W	33-6	Home
1973	L	13-14	Away
1974	W	38-36	Home
1975	W	22-14	Away
1976	L	14-20	Home
1977	W	38-14	Away
1978	W	20-12	Home
1979	W	34-12	Away
1980	W	28-18	Home
1981	W	39-0	Away
1982	W	34-0	Home
1983	L	14-19	Away
1984	W	14-7	Home
1985	W	15-3	Home
1986	W	21-0	Home
1987	W	68-0	Away

**SAVANNAH STATE (6-0)**

2003	W	48-13	Home
2004	W	58-7	Away
2005	W	44-6	Home
2011	W	22-5	Away
2012	W	21-13	Home
2015	W	42-3	Away

**SHAW (24-9-2)**

1907	W	6-5	
1908	T	0-0	
1911	W	2-0	
1912	W	34-0	
1913	W	70-0	
1915	W	59-0	
1920	L	0-13	
1921	L	7-13	
1922	W	1-0	
1923	W	6-0	
1924	T	0-0	
1925	W	3-0	
1926	W	23-0	
1927	W	45-0	
1928	W	66-0	
1948	W	14-0	Home
1949	L	7-13	Home
1950	W	13-7	Home
1951	W	12-6	Home
1963	W	13-10	Home
1964	L	24-28	Away
1965	L	14-20	Home
1966	W	46-16	Away

1967	W	48-12	Away
1968	W	20-6	Home
1969	L	6-18	Away
1970	L	0-20	Home
1971	L	0-46	Away
1972	L	0-12	Home
1973	W	10-0	Away
1974	W	35-13	Home
1975	W	12-8	Away
1976	W	33-0	Home
1977	W	34-7	Away
1978	W	24-19	Home

**SOUTH CAROLINA STATE (11-9)**

1937	W	7-6	
1938	W	21-6	
1996	W	20-14	Away
1997	W	20-14	Home
1998	W	20-7	Away
1999	W	39-27	Home
2000	W	40-37	Away
2001	W	28-17	Home
2002	L (OT)	41-47	Away
2003	W	32-12	Home
2004	W	52-36	Away
2005	W	14-10	Home
2006	L	6-13	Away
2007	L	24-28	Home
2008	L	13-35	Away
2009	L	9-21	Home
2010	L	7-10	Away
2013	L	6-30	Away
2014	L	10-17	Home
2015	L	20-34	Away

**SOUTHERN (1-1)**

1995	L	22-45	Away
1999	W	24-3	Neutral

**SOUTHERN ILLINOIS (0-2)**

2007	L	27-46	Home
2008	L	31-37	Away

**SOUTHERN UTAH (1-0)**

2000	W (OT)	42-34	Home
------	--------	-------	------

**SOUTHWEST MISSOURI STATE (0-1)**

2002	L	26-28	Home
------	---	-------	------

**TENNESSEE STATE (0-2)**

1983	L	14-20	Away
1984	L	0-44	Home

**TENNESSEE TECH (0-2)**

2012	L	31-41	Away
2013	L	27-30	Home

**TEXAS SOUTHERN (0-1)**

1990	L	16-28	Away
------	---	-------	------

**TUSKEGEE (13-16)**

1907	W	10-0	
1909	L	0-6	
1910	W	15-12	
1947	W	19-0	Away
1948	W	15-7	Away

1949	W	47-0	Away
1960	L	20-30	Away
1961	W	17-14	Home
1962	L	0-10	Away
1963	W	33-28	Home
1964	L	9-42	Away
1965	L	12-15	Home
1966	L	34-38	Away
1967	L	13-28	Home
1968	L	6-53	Away
1969	L	12-20	Home
1970	L	0-33	Away
1971	L	7-27	Home
1972	L	6-39	Away
1973	L	6-20	Home
1974	L	0-55	Away
1987	W	23-14	Home
1988	W	37-17	Away
1989	W	37-21	Home
1990	W	45-26	Away
1991	L	33-46	Home
1992	L	28-41	Away
1993	W	46-12	Home
2003	W	53-0	Neutral

**VANDALS (1-0)**

1917	W	57-0	
------	---	------	--

**VILLANOVA (0-1)**

2003	L	6-41	Away
------	---	------	------

**VIRGINIA SEMINARY (2-1-2)**

1924	W	7-0	
1925	L	0-3	
1926	T	3-3	
1927	T	13-13	
1928	W	2-0	

**VIRGINIA STATE (32-39-4)**

1922	L	6-12	
1923	W	7-6	
1924	W	25-12	
1925	T	0-0	
1926	W	31-7	
1927	W	6-0	
1928	W	17-0	
1929	L	0-6	
1930	W	25-12	
1931	T	0-0	
1932	L	6-13	
1933	W	13-0	
1934	L	13-24	
1935	W	20-6	
1936	L	7-12	
1937	L	7-39	Home
1938	L	7-25	
1939	L	0-14	
1940	L	0-6	
1941	L	0-8	Home
1942	T	6-6	
1943	W	13-0	Away
1944	L	32-6	Away
1945	L	0-35	Away
1946	L	9-14	Away
1947	W	16-13	Away
1948	L	0-13	Away

1949	W	27-21	Away
1950	L	7-12	Away
1951	L	0-6	Away
1952	L	0-31	Away
1953	W	19-18	Home
1954	L	0-27	Away
1955	L	6-18	Home
1956	L	20-24	Away
1957	L	0-13	Home
1958	W	21-18	Away
1959	L	0-25	Home
1960	W	21-6	Away
1961	W	6-0	Home
1962	W	19-12	Away
1963	L	12-30	Home
1964	L	6-39	Away
1965	L	6-48	Home
1966	W	7-0	Away
1967	L	19-20	Home
1968	T	7-7	Away
1969	L	7-9	Home
1970	L	2-85	Away
1971	L	0-26	Home
1972	L	0-35	Away
1973	L	0-10	Home
1974	L	7-33	Away
1975	L	14-26	Home
1976	W	38-36	Away
1977	L	22-45	Home
1978	L	27-31	Away
1979	L	0-37	Home
1980	W	16-9	Away
1981	W	17-14	Home
1982	W	34-13	Away
1983	L	13-16	Home
1984	W	16-10	Away
1985	W	23-0	Home
1986	L	14-41	Away
1987	W	23-19	Home
1988	L	21-24	Away
1989	W	21-10	Home
1990	W	7-0	Away
1991	W	39-37	Home
1992	W	55-23	Away
1993	W	42-14	Home
1994	W	44-19	Away
1996	W	14-10	Neutral
2001	W	55-14	Neutral

### VIRGINIA UNION (38-41-3)

1906	W	6-5
1907	T	0-0
1908	W	11-0
1909	W	22-0
1911	W	25-0
1913	W	30-0
1914	W	42-0
1915	W	73-0
1916	W	15-6
1918	L	0-3
1920	T	0-0
1921	L	3-14

1923	L	6-7	
1924	W	12-6	
1925	W	13-0	
1926	W	12-0	
1927	W	12-7	
1928	W	25-0	Home
1929	L	0-6	
1930	W	14-7	Home
1931	W	14-0	
1932	L	13-14	Home
1933	W	26-0	
1934	L	0-6	Home
1935	W	15-7	
1936	W	24-6	
1937	L	12-14	
1938	L	0-6	
1939	W	14-6	
1940	L	6-7	
1941	W	20-8	
1942	W	27-12	
1945	L	19-21	Away
1946	W	18-0	Away
1947	W	14-13	Home
1948	L	3-16	Away
1949	W	13-7	Away
1950	L	9-16	Home
1951	W	20-13	Away
1952	W	34-13	Away
1953	W	12-0	Home
1954	W	18-12	Home
1955	W	31-7	Away
1956	L	0-31	Home
1957	L	0-20	Away
1958	W	21-12	Away
1959	L	2-8	Away
1960	L	8-15	Home
1961	L	17-28	Away
1962	L	14-39	Home
1963	L	7-17	Away
1964	L	6-34	Home
1965	L	6-29	Away
1966	W	33-0	Home
1967	L	20-27	Away
1968	L	10-12	Home
1969	L	7-42	Away
1971	L	7-14	Home
1972	L	14-19	Home
1973	L	0-35	Home
1974	L	7-20	Away
1975	L	27-42	Home
1976	W	13-10	Away
1977	L	16-55	Home
1978	L	6-52	Away
1979	L	12-41	Home
1980	L	0-49	Away
1981	L	14-34	Home
1982	L	8-28	Away
1983	W	13-4	Home
1984	W	13-11	Away
1985	W	31-0	Home
1986	L	7-16	Away
1987	L	7-14	Home

1988	W	28-13	Away
1989	L	28-32	Home
1990	L	40-43	Away
1991	L	13-49	Home
1992	T	20-20	Away
1993	W	13-0	Home
1994	W	56-6	Away

### WESTERN ILLINOIS (1-1)

2004	W	40-20	Home
2013	L	9-42	Away

### WEST VIRGINIA STATE (0-2)

1928	L	0-7	
1929	L	6-12	Home

### WEST VIRGINIA TECH (1-0)

1988	W	37-9	Home
------	---	------	------

### WILBERFORCE (1-0)

1948	W	20-19	Home
------	---	-------	------

### WILLIAM & MARY (0-6)

1997	L	6-31	Away
1998	L	34-41	Home
2004	L	35-42	Away
2013	L	7-31	Away
2014	L	14-42	Home
2015	L	7-40	Away

### WINSTON-SALEM STATE (10-16-1)

1953	W	47-0	Away
1954	W	24-13	Home
1955	L	0-20	Away
1956	T	7-7	Home
1957	L	6-32	Away
1958	W	16-6	Home
1970	L	20-46	Away
1971	L	26-32	Home
1972	L	0-47	Away
1973	L	8-13	Home
1974	L	0-15	Away
1975	W	32-13	Home
1976	W	27-22	Away
1977	L	6-34	Home
1978	L	6-21	Away
1979	L	14-41	Home
1985	L	13-47	Home
	W	13-7	Home
1986	L	6-38	Away
1987	L	12-22	Home
1991	L	6-20	Home
1992	W	27-14	Away
2000	W	40-6	Home
2006	W	13-3	Home
2007	L	19-20	Away
2008	L	30-35	Home
2009	W (OT)	16-13	Away

### YOUNGSTOWN STATE (0-1)

1997	L	13-28	Away
------	---	-------	------

1923	Theodore Coleman	LT		1946	Tom Casey	B		Nepton Speller	LB	
	Adee Butler	RG						1983	Isaac Readon	DL
	James Jones	RE		1947	Tom Casey	B			Nepton Speller	LB (2nd Team)
1924	James Alexander	RG							Phil Harrison	LB (2nd Team)
	William Lee	RT		1948	Luther Goodall	OG			George Fayson	P
					W.C. Lewis	E				
1925	George Davis	LE		1951	Robert Ayers	F		1984	Clarence Bailey	PR
	William Lee	LT							Isaac Readon	DL
	James Alexander	LG		1956	George Brown	OG		1985	Carl Painter	RB
	O.A. Pindle	C							Darryl Skinner	WR
1926	William Lee	LT		1960	Charles Bey	E			Isaac Readon	DL
	Reuben Munday	C							Clarence Bailey	PR
	George Davis	RE		1966	Sandy Bowers	HB			Wendell Thorne	OT
	William Williams	LH							Stanley Crowder	DT
				1967	Bertram Robinson	OT			Gary Westberry	C
1927	William Lee	LT		1968	Bertram Robinson	OT		1986	Darryl Skinner	WR
	Theodore Robinson	LT								
1928	Samuel Gaines	LT		1969	Bertram Robinson	OT		1987	Anthony Kearney	DL
	Carl Hill									
LG				1971	Robert Johnson	FL		1988	Darryl Ryals	OL
	Harold Gates	C							Johnnie Barnes	WR
	Sylvester Perkins	RG		1975	Carl Bascomb	OT			Tim Dudley	RB
	Oscar Jones	FB			Ron Allen-Bey	CB			Stacy Saunders	DB
1929	Samuel Gaines	LT		1976	Reggie Doss	DE		1989	Tim Dudley	RB
	Charles McGawan	RE							Johnnie Barnes	WR
1930	Samuel Gaines	LT		1977	Reggie Midget	SC			Stanley Jones	DL
	Maxwell Thomas	RE			Reggie Doss	DE			James Chapman	LB
					Russell Seaton	QB			Stacy Saunders	DB
				Larry Williams	TE					
1931	James Unthank	OG		Ernie White	DT	1990	Stanley Jones	DL		
	George Rivers	OG					James Chapman	LB		
	Samuel Gaines	OT	1978	Leroy Jones	OG					
	Edwards	FB		Donovan Rose	DB	1991	Johnnie Barnes	WR		
				Victor South	OG		Gareth Bonds	LB		
1932	James Unthank	OG					Jonathan Wilson	DB		
	George Rivers	OG	1979	Victor South	OG					
				Ernest White	DL	1992	Shaun Parker	WR		
1933	James Unthank	OG		Anthony Smith	WR		Carlos Fleeks	RB		
	Ivory Richmond	HB					Ethan Pitts	K		
1935	Larney Owens	E	1980	Michael Johnson	OT		Steve Brannon	DE		
				Dennis Mahan	RB		Chris Williams	DE		
				Anthony Smith	WR		Gareth Bonds	LB		
1936	Larney Owens	E		Wallace Young	TE		Jason Jones	OL (2nd Team)		
	Raymond Hopson	QB		George Cousar	DT		Antonio Poag	OL (2nd Team)		
							Matt Montgomery	QB (2nd Team)		
1939	James Stuart	OG	1981	Dennis Mahan	RB					
	James Griffin	B		Wallace Young	TE	1993	Emerson Martin	OL		
				Blake Anderson	DB		Jason Jones	OL		
1940	James Stuart	OG		John Wooden	OG		Ethan Pitts	K		
				Phil Harrison	LB		Corey Swinson	DE		
1941	William Grice	E		Mike Johnson	OT		Chris Williams	DE		
				Kevin Ross	OG		John Meredith	LB		
1942	David Ware	C								
1943	Bobby Mann	E	1982	Reggie Jackson	LB	1994	Roderick Briggs	OL		
	Bob King	B		Kevin Ross	OG (2nd Team)		Antonio Poag	OL		
	Tom Casey	B		Wallace Young	TE (2nd Team)		Todd Covington	K		
				Dennis Mahan	RB (2nd Team)		Hugh Hunter	DE		

1995	Corey Swinson	DE	2004	Jelani Clement	C	2009	Jeremy Gilchrist	WR (2nd Team)
	John Meredith	LB		Jerome Mathis	WR		Ryan Cave	C (2nd Team)
	Melvin Crawford	DB		Isaac Hilton	DL		Kendrick Ellis	DL (2nd Team)
	Michael Jenkins	WR		Kitwana Jones	LB		Wakeem Goode	LB (2nd Team)
	Hugh Hunter	DE		Paul White	DL		Jonathan Wade	DB (2nd Team)
1996	Kevin Williams	LB		Cameron Muro	P		Carlo Turavani	PK (2nd Team)
	Tyrone Mayer	RB		Samuel Murphy	DL (2nd Team)		Kevin Teel	KR (2nd Team)
	Charles Preston	DL		Travis Oliver	DB (2nd Team)		LaMarcus Coker	RB
	Darrell Flythe	LB		Alonzo Coleman	RB		Julio Sanchez	LB
	Michael Jenkins	WR (2nd Team)		Gerald Perry	OL		Kenrick Ellis	DL
1997	Lamont Turner	OG (2nd Team)		Jelani Clement	C		Jahmal Blanchard	P
	Charles Jackson	RB		Marquay McDaniel	WR		Brandon Peguese	DL (2nd Team)
	Lamont Turner	OG		Andrew Paterini	PK		Brandon Roundtree	LB (2nd Team)
	David Turner	LB		Micah Littlejohn	DL	2010	Jamal Lewis	OL
	Deon Hunt	LB		Justin Durant	LB		Kenrick Ellis	DL
1998	Donald Turner	DB		Cameron Muro	P		Brandon Peguese	LB
	Cordell Taylor	DB		Princeton Shepherd	QB (2nd Team)		Ricardo Silva	DB
	Russell Mills	OG		Jerome Mathis	KR (2nd Team)		Antwon Chisholm	RB (2nd Team)
	Mitchell Foreman	OT		Gerell Golightly	OL (2nd Team)		Darius Johnson	LB (2nd Team)
	Adrian Wideman	TE	2005	Brian Houston	LB (2nd Team)		Micah Pellerin	DB
1999	Antico Dalton	DL		Dirul Diaab	DB (2nd Team)		Ian Davidson	DL (2nd Team)
	Charles Preston	DL		Alonzo Coleman	RB		Delbert Tyler	LB (2nd Team)
	Deon Hunt	LB		Gerell Golightly	OL		Jordan Stovall	P (2nd Team)
	Donald Turner	DB		Andrew Paterini	PK	2012	Jeremiah Schwartz	RB
	Matt Williams	P		Kendall Langford	DL		Jordan Stovall	P (2nd Team)
2000	David Turner	LB (2nd Team)		Justin Durant	LB		Miles Grooms	DL
	Mitchell Foreman	OT		Travarous Bain	DB		Justin Blake	DB
	Kelly McClendon	C		Ardell Daniels	RB (2nd Team)		Anthony Prevost	K
	Adrian Wideman	TE		Marquay McDaniel	WR (2nd Team)		Kory Alpichi	OL (2nd Team)
	Michael Bland	DL	2006	Nevin McCaskill	OL (2nd Team)	2013	Delbert Tyler	LB (2nd Team)
2001	Montee Foote	DL		Micah Littlejohn	DL (2nd Team)		Carvin Johnson	DB (2nd Team)
	Deon Hunt	LB		Kyle Whitehurst	DB (2nd Team)		Christian Faber-Kinney	P (2nd Team)
	Montrell Coley	RB		Princeton Shepherd	QB		Antwon Chisholm	RB (3rd Team)
	Greg Scott	DL		Alonzo Coleman	RB	2014	Twarn Mixson	WR
2002	Michael Bland	DL (2nd Team)		Nevin McCaskill	OL		Christian Faber-Kinney	P
	Montrell Coley	RB (2nd Team)		Kendall Langford	DL		Jorrian Washington	RB (2nd Team)
	Travis Coleman	DB (2nd Team)		Justin Durant	LB		Kory Alpichi	OL (2nd Team)
	Vincent Lewis	DB (2nd Team)		Travarous Bain	DB		Joshua Thorne	LB (2nd Team)
2003	Erik Steiner	OG	2007	Andrew Paterini	PK		Ronald Rose	OL (3rd Team)
	James McCall	OT		Marquay McDaniel	WR (2nd Team)	2015	Miles Grooms	DL (3rd Team)
	Zuriel Smith	WR		Marcus Dixon	DL (2nd Team)		Torrian White	OL
	Tellis Bolden	K		Calvin Bannister	DB (2nd Team)		Miles Grooms	DL
	Erik Steiner	OL		Jahmal Blanchard	P (2nd Team)		David Watford	QB (2nd Team)
2004	Jelani Clement	C		Kevin Teel	KR (2nd Team)		Michael Young	OL (2nd Team)
	Jerome Mathis	WR		T.J. Mitchell	QB	2008	Christopher Dukes	RB (3rd Team)
	Isaac Hilton	DL		Dennis Conley	OL		Charles Owens	DL (3rd Team)
	Kitwana Jones	LB		Jeremy Gilchrist	WR/PR		Joshua Thorne	LB (3rd Team)
	Paul White	DL		Sam Pope	DB		Darius Banks	RET (3rd Team)
2005	Hugh Hunter	DE	2009	Marcus Dixon	DL		Justin Brown	WR
	Kevin Williams	LB		Kendall Langford	DL	2010	Dennis Conley	OL
	Tyrone Mayer	RB		Jahmal Blanchard	P		Chris Baker	DL
	Charles Preston	DL		Justin Brown	WR		Jahmal Blanchard	P
	Darrell Flythe	LB		Dennis Conley	OL		Herbert Bynes	QB (2nd Team)
2006	Michael Jenkins	WR (2nd Team)	2011	Chris Baker	DL		Alonzo Coleman	RB
	Lamont Turner	OG (2nd Team)		Jahmal Blanchard	P		Patrick Cheatham	OL
	Charles Jackson	RB		Herbert Bynes	QB (2nd Team)			
	Lamont Turner	OG						
	David Turner	LB						



**AFCA ALL-AMERICAN**

1993	Emerson Martin	OL
1994	John Marshall	LB
1997	Cordell Taylor	DB
1999	Deon Hunt	LB
2002	Zuriel Smith	RS
2003	Jelani Clement	C
2004	Jelani Clement	C
2005	Andrew Paterini	PK
2006	Andrew Paterini	PK

**ASSOCIATED PRESS ALL-AMERICAN**

1976	Nick Wickham	C (3rd Team)
	Reggie Doss	DE (Honorable Mention)
1977	Reggie Doss	DE (Honorable Mention)
1980	Mike Johnson	OT (Honorable Mention)
	Dennis Mahan	RB (Honorable Mention)
1981	Phil Harrison	LB (Honorable Mention)
	Dennis Mahan	RB (Honorable Mention)
	Mike Johnson	OT (Honorable Mention)
	Kevin Ross	OG (3rd Team)
1982	Mike Johnson	OT (Honorable Mention)
	Dennis Mahan	RB (Honorable Mention)
1983	Isaac Readon	NG (Honorable Mention)
	Phil Harrison	LB (Honorable Mention)
	Nepton Speller	LB (Honorable Mention)
1984	Isaac Readon	NG
1985	Isaac Readon	NG
1993	Emerson Martin	OG
	Christopher Williams	DL
1995	Hugh Hunter	DL
1996	Darrell Flythe	LB
1997	Cordell Taylor	DB
2004	Jerome Mathis	KR
	Jelanie Clement	C (3rd Team)
2005	Alonzo Coleman	RB
	Justin Durant	LB
	Gerell Golightly	OL
	Andrew Paterini	PK
2006	Justin Durant	LB
2007	Jeremy Gilchrist	PR
2009	Jahmal Blanchard	P (3rd Team)
2010	Kenrick Ellis	DL

**WALTER CAMP ALL-AMERICAN**

2004	Jerome Mathis	KR
2005	Justin Durant	LB
	Gerell Golightly	OL
2007	Jeremy Gilchrist	PR
2010	Kenrick Ellis	DL

**SBN BLACK COLLEGE ALL-AMERICAN**

1976	Donovan Rose	DB
1981	Dennis Mahan	RB
1982	Dennis Mahan	RB
1994	Corey Swinson	DT
	John Meredith	LB
	Melvin Crawford	FS
	Antonio Poag	OL
1995	Hugh Hunter	DE
	Mike Jenkins	WR

	Kevin Williams	LB
1996	Darrell Flythe	LB

**(NATIONAL DEFENSIVE  
PLAYER OF THE YEAR)**

1997	Lamont Turner	OL
	Deon Hunt	LB
	David Turner	LB
	Cordell Taylor	CB
1998	Deon Hunt	LB
	Russell Mills	OL
	Donald Turner	CB
2001	James McCall	OL
	Greg Scott	DL
2002	Erik Steiner	OL
2003	Patrick Cheatham	OL
	Kitwana Jones	LB
	Isaac Hilton	DL
	Cameron Muro	P
2004	Jelani Clement	C
	Andrew Paterini	PK
	Micah Littlejohn	DL
	Justin Durant	LB
2005	Alonzo Coleman	RB
	Justin Durant	LB
	Gerell Golightly	OL
	Andrew Paterini	PK
2006	Alonzo Coleman	RB
	Justin Durant	LB
	Kendall Langford	DL
	Andrew Paterini	PK
	Travarous Bain	DB
2007	Kendall Langford	DL
2008	Chris Baker	DL
	Jahmal Blanchard	P
	Dennis Conley	OG
2009	Jahmal Blanchard	P
2010	Kenrick Ellis	DL
2015	Twarn Mixson	WR

**BASN HBCU ALL-AMERICAN**

2010	Kenrick Ellis	DL
	Brandon Peguese	LB
	Ricardo Silva	DB
	Jamal Lewis	OL

**COSIDA ACADEMIC ALL-AMERICAN**

1993	Tim Benson	WR
------	------------	----

**SPORTS NETWORK ALL-AMERICAN**

1998	Charles Preston	DL
	Russell Mills	OL (3rd Team)
1999	Deon Hunt	LB (2nd Team)
	Michael Blond	DL (3rd Team)
2000	Montrell Coley	RB (3rd Team)
2002	Isaac Hilton	DE (2nd Team)
2004	Jerome Mathis	KR
	Jelani Clement	C (3rd Team)
2005	Alonzo Coleman	RB
	Justin Durant	LB
	Gerell Golightly	OL

	Andrew Paterini	PK
2006	Justin Durant	LB (2nd Team)
2008	Chris Baker	DL
	Dennis Conley	OG (Honorable Mention)
	Jeremy Gilchrist	PR
	Kevin Teel	KR
2010	Brandon Peguese	LB
	Kenrick Ellis	DL (2nd Team)

**PHIL STEELE ALL-AMERICAN**

2010	Kenrick Ellis	DL
------	---------------	----

**COLLEGE SPORTING NEWS  
ALL-AMERICAN**

2010	Kenrick Ellis	DL
------	---------------	----

**BEYOND SPORTS NETWORK FCS  
ALL-AMERICAN**

2013	Anthony Prevost	K (Honorable Mention)
------	-----------------	-----------------------

**BOXTOROW HBCU ALL-AMERICAN**

2015	Twarn Mixson	WR
------	--------------	----

**NAIA ALL-AMERICAN**

1977	Reggie Doss	DL
1978	Donovan Rose	DB
1980	Anthony Smith	WR
1981	Mike Johnson	OL
	Dennis Mahan	RB
	Phil Harrison	DL
1982	Mike Johnson	OL

**POSTSEASON ALL-STAR GAMES**

	Bule-Gray Game	
1997	Cordell Taylor	DB
2003	Isaac Hilton	DL

**EAST-WEST SHRINE GAME**

2006	Justin Durant	LB
	Alonzo Coleman	RB
	Travarous Bain	DB
2007	Kendall Langford	DL
2012	Micah Pellerin	DB

**FCS SENIOR SCOUT BOWL**

2012	Lyndell Gibson	LB
------	----------------	----

**HULA BOWL**

2007	Marcus Dixon	DL
------	--------------	----

**A**

Abrams, James	2004, '05, '06
Adams, Anthony Jr.	2002, '03, '04, '05
Adams, Douglas	1973
Adams, James	1996
Adams, Marvin	1998
Adams, Ralph	1981
Adams, Roosevelt	1968, '69
Aderson, Derrick	1969
Akers, Lloyd	1992, '93
Albertie, Ive	1970
Alderman, Clyde	1982, '83, '84
Alderman, Rodney	1982, '83, '84, '85, '86
Alexander, Paul	1982, '84, '85, '86
Alford, Kenny	1977
Allen, Daniel	2008, '09, '10
Allen, Eddie	1976, '77, '78, '79
Allen, Jeffery	2009, '10, '11
Allen, Jenkins	1987
Allen, Randy	2003
Allen, Ronald	1975
Allen, Terrance	2000, '01, '02
Allen, Thomas	2014, '15
Allen, Thomas	2000, '01, '02
Allen, William	1965
Alonzo, Shakim	2015
Alpichi, Kory	2011, '12, '13, '14
Altman, Tony	1995, '97
Anderson, Albert	1970
Anderson, Derrick	1970, '72, '73
Anderson, Donald	1993, '94, '95
Anderson, Marcel	1994
Anderson, Norman	1959, '60
Andrews, Anthony	1965, '66
Anthony, Jon	1986, '88
Anthony, Vernon	1959, '60, '61, '62
Antoine, Jerrell	2014, '15
Archie, Larry	1982, '84, '85, '86
Archie, William	1983
Armstrong, Anthony	1978, '79, '80, '81, '82
Armstrong, Otis	1985
Armwood, David	1976, '77
Arnold, Charles	2014
Arrington, Eunice	1965, '66
Artis, Khaleel	2015
Ash, Sylvester	1962
Ates, Roderick	1993
Ates, Rodger	1992
Atkins, Bobby	1976
Atman, Tony	1995
Aughtry, Stanley	1997, '98, '99, 2000, '01
Austin, Daniel	1959, '60
Austin, Frank	1961
Austin, Joshua	1992, '93, '94
Austin, Richard	1985, '86
Austin, Roger	1970

**B**

Babineaux, George	2002, '03, '04, '05
Babb, Donnell	2007
Bailey, Bryan	2013, '14
Bailey, Clarence	1984, '85
Bailey, Jamal	2011
Bailey, Jarrett	1986, '87, '88
Bailey, Linwood	1965, '66

Bailey, Martin	1959, '60, '61
Bailey, Tyler	2007
Bailey, Tyreek	2015
Bain, Travarous	2005, '06
Baird, Henti	2004, '05, '06, '07
Baker, Chris	2008
Baker, Ian	2002, '03, '04
Baker, Jenson	1975, '76, '77
Balfour, Joseph	1965
Ball, Anthony	1982
Ball, Currie	1960, '61, '62
Ball, Nathan	2001, '02
Banks, Darius	2014, '15
Banks, Everett	1991, '92
Banks, John	1972, '73
Banks, Kevin	1978, '79, '80, '81, '82
Bankston, Charles	1977
Bannister, Calvin	2003, '04, '05, '06
Barber, Craig	1985, '86, '87, '88
Barber, Paul Jr.	2002, '03
Barksdale, Dewey	1976
Barner, Johnnie	1987
Barnes, Darian	2001
Barnes, Furnace	2006
Barnes, Gary	1981, '82
Barnes, Johnnie	1988, '89, '90, '91
Barnes, Obie	1992, '93
Barnett, Ray	1980, '81
Barr, Jermaine	1992, '93
Bartlett, Rudolph	1975, '76
Basacomb, Carl	1972, '73, '74, '75
Basic, Pass	1965
Basley, Carlisle	1996
Bassett, Pete	1975
Bates, Jackie	2007, '08
Battles, Bryan	1987
Baxter, LaFrenchy	1981, '82, '83
Bazemore, Antonio	1978, '79, '80, '81, '82, '83
Bazzarre, Asher	1998
Beach, Robert	1978, '79
Beamon, Bernard	1976
Beard, Daryl	1990
Beard, J'Rod	2011, '12, '13
Beasley, Andre	1995, '96, '97
Bebek, Robert	2012, '13
Bell, Alton	1980, '81
Bell, DaMarcus	2011
Bell, Gary	1981, '82, '83, '84
Bell, Ronald	2012
Belton, Matrick	2012
Belton, Ronald	1969
Bennett, Danny	1988, '89
Bennett, LePolden	1983, '84
Bennett, Willie	1997, '98, '99, 2000, '01
Benning, Charles	2011, '12, '13
Benson, Malcolm	1992, '93, '94, '95
Benson, Timothy	1990, '91, '92, '93
Bentley, Andre	1994, '95
Berry, Chris	1998
Best, Comer	2000, '01
Bettis, Kevin	1983, '84, '85, '86
Beverly, Kevin	2006, '07
Bey, Charles	1959, '60, '61
Bey, Ron	1976, '77
Biggs, Jerome	1969, '70
Billings, Koy	1990

Billups, Aaron	1984
Bint, Adam	1986
Black, John	1977, '78
Black, Jonathan	2014
Blackman, Mandrel	1991, '92, '93, '94
Blackman, Michael	1972, '73, '75
Blackman, Richard	1966, '69
Blacknall, JaVante'	2013
Blackwell, Curtis	1996, '97, '98, '99
Blackwell, Sam	1978, '79, '80, '81
Blake, Justin	2011, '12, '13
Blake, Robert	1961
Blair, Edward	2015
Blanchard, Jahmal	2006, '07, '08, '09
Bland, Michael	1996, '97, '98, '99, 2000
Blash, Kermit	1978, '79, '80, '81, '82, '83
Blick, Juan	1994
Blizzard, Alden	2005, '06
Blocker, Robert	2001, '02
Blount, David	2000, '01, '02
Blount, Kente	2001
Blount, Miles	1972, '73, '74, '75
Boateng, Kevin	2015
Bolden, Tellis	1998, '99, 2000, '01
Bolden, Tobias	2003
Boler, Devonne	2010, '12
Bolling, Craig	1976
Bonds, Gareth	1989, '90, '91, '92
Booker, Barry	1975, '76, '77
Booker, Norman	2011, '13
Boone, Kermit	1979
Boone, Thomas	1982, '83, '84, '85
Boone, Tony	1977, '78, '79
Booth, Ron	1976
Bostic, Stanley	1973
Boswell, Harold	1978, '79
Bowen, Windell	1982
Bowers, Sandy	1966, '68
Bowles, Norborn	1959
Boykin, John	1959, '60, '61, '62, '63
Boyles, Prentice	1987
Bradford, Anthony	1989
Bradford, Scott	1984
Brailey, Mark	1987, '88, '89
Brailsford, Morris	2011, '12, '13, '14
Branch, Carl	1983
Brandon, Steve	1989, '90, '91, '92
Braswell, Brian	2001, '02, '03, '04
Brazil, Ligar	1959, '60, '61
Breece, Charles	1965, '66
Brickhouse, Michael	1988, '89, '90
Bridget, Courtney	2011
Briggs, Roderick	1992, '93, '94, '95
Brigham, Javeon	2013
Briley, Floyd	1978, '79
Brinkley, Calvin	1984
Briscoe, Leon	1972, '73
Brit, Anthony	1987, '88, '89
Britt, John	1987, '88
Brittingham, Cordrea	2002
Britton, Joseph	1968, '69
Brock, Luke	1972, '73
Brokenburr, Terrell	1982, '83, '84, '85
Brooks, Chris	1977
Brooks, Daniel	2005, '06, '07
Brooks, Donald	1965

Brooks, Jamal 1995, '96, '97, '98  
 Brooks, Josh 2008  
 Brooks, Lawrence 1972, '73, '74, '75  
 Broughton, Warren 1996, '97, '98, '99  
 Browder, Dwight 1970, '72, '73  
 Brown, Adam 2013, '14, '15  
 Brown, Alonzo 1976, '77  
 Brown, Anthony 1963, '65  
 Brown, Anthony 1980  
 Brown, Antonio 2006  
 Brown, Bobby 2002, '03  
 Brown, Bronald 1962  
 Brown, Eric 1981  
 Brown, Frank 1983  
 Brown, George 1976, '77  
 Brown, Isaiah 1959  
 Brown, Javaris 2010, '11, '12  
 Brown, Jeffrey 2001, '02  
 Brown, Joseph 1980  
 Brown, Joseph 1986  
 Brown, Justin 2007, '08  
 Brown, Ken 1977, '78, '79, '80  
 Brown, Kevin 1986, '87  
 Brown, Leroy 1983, '84  
 Brown, Nathan 1999, 2000, '01, '02  
 Brown, Norman 1990, '91, '92, '93  
 Brown, Robert 1980, '81, '82, '83  
 Brown, Ronald 1963  
 Brown, Ronnie 1987  
 Brown, Samuel 1959, '60  
 Brown, Scorpio 2004  
 Brunson, Xavier 1987, '88, '89  
 Bryant, Al 1981  
 Bryant, Derick 1991  
 Bryant, Eric 1981, '82  
 Bryant, Henry 1961  
 Bryant, Quincy 1994, '95, '96, '97  
 Bryant, Vernon 2004, '05, '06, '07  
 Buchmon, Douglas 1981, '82, '83  
 Buckley, John 1996, '97  
 Buckner, Tolbert 1993, '94, '95, '96  
 Buford, Lamone 2011, '12  
 Bullock, Jimmie 1959  
 Burgess, Keith 1982  
 Burgess, Michael 1969, '70  
 Burgess, Sylvester 1969  
 Burke, Chris 1983, '85  
 Burke, Kevin 2007  
 Burke, Marland 1999  
 Burnell, Robbie 1977  
 Burney, Tony 1979  
 Burns, Frank 1981  
 Burns, Gene 1978, '79, '80  
 Burns, Jonathan 2002  
 Burrell, Gayland 1991  
 Burrest, Brandon 2004  
 Burroughs, Glenn 2007  
 Burton, Jeff 1984  
 Butler, James 1972, '73, '74  
 Butler, Steve 1980  
 Butts, Creighton 2000, '01  
 Butts, James 2007, '08, '09, '10, '11, '12  
 Buxton, Bobby 1975, '76, '77  
 Bynes, Herbert 2007, '08, '09, '10  
 Bynum, Blake 2008  
 Byrd, Carson 2007, '08, '09, '10

**C**

Cain, Darius 2008  
 Calhoun, Karl 1978, '79, '80, '81  
 Caldwell, John 1959  
 Calloway, Michael 1992, '94, '95  
 Callum, Carl 1991  
 Calvin, Rex 1990  
 Campbell, Dwight 2013  
 Campbell, Marcus 1985, '86, '87, '88, '89  
 Calisle, Basley 1995  
 Carnegie, Philander 1977  
 Carpenter, Wayne 1982  
 Carpenter, William 1983, '84  
 Carr, Dereon 2015  
 Carroll, Kevin 1987, '88  
 Carrothers, Chris 2004, '05  
 Carter, Brandon 2003  
 Carter, Clifford 1960  
 Carter, Edward 1959  
 Carter, Eric, Jr. 2015  
 Carter, J.R. 2008  
 Carter, Percell 1985, '86, '87, '88  
 Carter, Philander 1975, '76  
 Cater, Traywyck 1986  
 Carter, Wayne 1982  
 Carver, William 1959, '60, '61  
 Casey, Cornell 1975  
 Cash, Ataveus 1997, '98, '99, 2000, '01  
 Cason, Corey 1997, '98, '99, 2000  
 Cavanaugh, John 1991, '92, '93, '94  
 Cave, Ryan 2006, '07, '08, '09  
 Cawthon, Nigel 2012, '13, '14, '15  
 Chambers, Anthony 1991  
 Chambers, Leon 2015  
 Chambliss, Spencer 1989, '90, '91  
 Champion, Travis 2011, '12  
 Chandler, Jachin 2001, '02, '03  
 Chapman, Emmett 1960  
 Chapman, James 1987, '88, '89  
 Chatten, Lionel 1983  
 Chavis, Ray 1972, '73, '74  
 Cheatham, Patrick 2000, '01, '02, '03  
 Cheeseborough, Alfred 1968, '69, '70  
 Chenevert, Dwayne 1980  
 Chisholm, Antwon 2010, '11, '12, '13  
 Chisolm, Robert 1969  
 Christian, Chris 2002, '03  
 Cills, Christopher 2007, '08, '09, '10  
 Clanton, Curtis 1987  
 Clark, Devan 2011  
 Clark, Jair 2003  
 Clark, Jasper 1970  
 Clark, John 1981, '82, '83, '84, '85  
 Clarke, Jay 1995, '96, '97  
 Clegg, Troy 2007  
 Clement, Jelani 2000, '01, '02, '03, '04  
 Clement, Norman 1997, '98, '99, 2000  
 Clifton, Davian 1989, '90  
 Clifton, Tyrone 1985, '86  
 Clomax, Tony 1989, '90, '91  
 Coackley, Nathan 1999  
 Code, Allen 1962  
 Coggins, Richard 1978, '79, '80, '81, '82  
 Cohn, Jacob 2009  
 Coker, LaMarcus 2008, '09

Cole, Brendan 2014, '15  
 Coleman, Alonzo 2003, '04, '05, '06  
 Coleman, Chris 1994, '95, '96  
 Coleman, Darrin 2009  
 Coleman, George 1992  
 Coleman, Jerome 1995, '96  
 Coleman, Keith 1983, '84  
 Coleman, Kurtis 2014, '15  
 Coleman, Ronald 1984, '85  
 Coleman, Travis 1998, '99, 2000, '01  
 Coleman, Whitt 1973  
 Coley, Ashanti 1997  
 Coley, Montrell 1997, '98, '99, 2000  
 Collier, Matthew 2003  
 Collier, Mike 1966  
 Collier, Mike 1990  
 Coliey, Matthew 2003  
 Collins, Derrick 2002  
 Collins, Darius 2008, '09, '10  
 Collins, Earl 1963  
 Collins, London 2008, '09, '10  
 Collins, Raymond 1965, '66  
 Collins, Ulysse 1960  
 Colloway, Michael 1993  
 Compton, Michael 1998, '99, 2000, '01  
 Coney, Elliot 2001, '02, '03, '04  
 Conley, Dennis 2005, '06, '07, '08  
 Conway, Derrick 1993, '94  
 Cook, Fred 1966, '69  
 Cook, Mike 1978, '79, '80, '81, '82  
 Cooke, Harold 1976  
 Cooke, Stephen 1984  
 Cooke, Stevie 1985  
 Cooper, David 1977  
 Cooper, Kendrick 2007  
 Cooper, Kenny 1986  
 Cooper, Ryan 1977, '78, '79  
 Copeland, Robert 2010, '11, '13, '14  
 Cord, JaMari 2013, '14, '15  
 Corley, Charles 1977, '78, '79, '80  
 Corprew, Mike 1978, '79, '80, '81, '82  
 Cosby, Donald 1976, '77  
 Cotton, Stephen 2006, '07  
 Council, Keith 1997  
 Council, Treshawn 2014, '15  
 Cousar, Carlton 1987, '88, '89  
 Cousar, George 1978, '79, '80  
 Cousins, Scott 1978, '79, '80  
 Covington, Todd 1993, '94, '95, '96  
 Cowan, Reginald 1975  
 Cowans, Anthony 1989  
 Cox, Brian 1983, '84  
 Cox, James 1989, '90  
 Cox, Randolph 1994  
 Cox, Winston 1995, '96, '97, '98  
 Craig, James 1970  
 Crawford, Jermaine 2000  
 Crawford, Melvin 1991, '92, '93, '94  
 Crawley, Greg 1978, '79  
 Creary, Andrew 2006, '07  
 Croom, DeRocke 1987, '88, '89, '90  
 Cross, Tyrek 2015  
 Crowder, Stanley 1984, '85, '86  
 Crowner, Gary 1980  
 Crump, Jason 1990, '91, '92, '93  
 Crutchfield, Perry 1969

Cruz, Johnny	2014, '15
Cuff, Jeffrey	1986
Cummings, Jerry	2005, '06, '07, '08
Curnell, Harry	1998, '99, 2000
Curry-Slaughter, Jamie	2009, '10, '11
Curtis, Freddie	1965

**D**

Daden, Herman	1975
Dalton, Antico	1995, '96, '97, '98
Daniels, Ardell	2004, '05
Daniels, Ercell	1977
Daniels, James	1987, '88, '89, '90
Daniels, Neil	1988, '89, '90
Dansby, Carlos	2010
Dairsaw, Earl	1973
DaSilva, Ajibade	2005
Davidson, Ian	2011
Davidson, Jayso'n	2015
Davis, Al	1980
Davis, Bob	1978, '79
Davis, Carl E.	1965
Davis, Derrick	1977
Davis, Divine	2009, '10
Davis, Elbe	1960
Davis, Eugene	1986, '88
Davis, Gerald	1959
Davis, Glen	1981
Davis, Ian	2006
Davis, Joshua	2000, '01, '02
Davis, Kevin	1982
Davis, Manuel	1995
Davis, Matt	2010, '11, '12, '13
Davis, Matt	1980
Davis, Robert	1980
Davis, Trevor	2010, '11
Davis, Troy	1969, '70
Davis, Vincent	1993, '94, '95
Dawson, Allen	1987, '88, '89, '90, '91
Dawson, Damon	1999, 2000
Dawson, Ira David	1999, 2000, '01, '02
Day, DeCosta	1972, '73
Day, Gregory	1975, '78, '79
Dean, Eric	1989, '90
Deason, Daryl	1975
DeBrew, Linwood	1962
Delancy, Marlon	2002, '03, '04
Delk, Lee	1983
Denby, Bill	1985, '87, '88
Denson, George	1959
DeShields, Tony	1976
Diaab, Dirul	2001, '02, '03, '04
Diarraaouba, Chaka	2014, '15
Dickerson, Devon	2009, '10, '11
Dickerson, Tyler	2011
Diggs, Bradford	1987
Diggs, Leroy	1986
Dillard, Fred	1989, '90, '91, '92
Dillard, Lawrence	1970
Dixon, Alfred	1981, '82, '83
Dixon, David	1980, '81
Dixon, Kerry	2002, '03, '04
Dixon, Marcus	2004, '05, '06, '07
Dixon, Reggie	2007, '08, '10, '11
Doggett, Bryan	1978, '79, '80, '81
Dooms, Wauna	1961

Dorsey, Marc	1987
Doss, Reggie	1975, '76, '77
Dougan, Kensley	2002, '03, '04, '05
Dougherty, John	2010, '11, '12
Dowling, Jobie	2007, '08, '09, '10
Downing, Walter	2003
Drayton, Joey	2003, '04, '05, '06
Dreher, Edmond	1975
Drew, William	2015
Drummer, Lee	1980
Dudley, Tim	1988, '89, '90
Dukes, Christopher	2011, '12, '13, '14, '15
Dukes, Judson	1963
Duncan, Anthony	1997, '98
Duncan, Edward	1969
Duncan, Howard	1965, '66
Dunegan, Phillip	2009
Dunson, Devan	2010
Dunston, Devan	2009
Durant, Justin	2003, '04, '05, '06
Durham, Taurean	2011, '12
Dyer, Milton	1976, '77

**E**

East, Zachary	2003
Ebanks, Linual	1997
Edinborough, Moses	1982, '83, '84
Edmond, Roderick	1990, '91, '92, '93
Edwards, Aaron	2015
Edwards, Euna	1961, '62
Edwards, William	1963
Edwards, Williard	1959
Elbert, Marcus	2000, '01
Elby, Rashad	1999, 2000
Ellerbee, Walter	1960
Ellis, Kenrick	2008, '09, '10
Ellison, William	1963, '65, '66
Elmore, David	1987
Evans, A'Seem	1990, '91, '92
Evans, Donald	2006
Evans, Jawwad	2015
Evans, Johnny	1959
Evans, Lloyd	1972, '73, '75
Evans, Marell	2010
Evans, Richard	1981
Everett, Adam	2000

**F**

Faber-Kinney, Christian	2013, '14, '15
Fagan, John	1959
Fair, Marlon	2003, '04, '05, '06
Fanfan, Marvin	2014, '15
Farley, Hugh	1973, '75
Faulkner, Dereck	2003, '04, '05, '06
Faunteroy, Henry	1961, '65
Fayson, George	1980, '81, '82, '83, '84
Fears, Ernie	1975
Feaster, John	1990, '92, '93
Felton, Calvin	1976, '77, '78, '79
Fennell, Daniel	2001
Fenner, Jacobi	2007, '08, '09, '10
Ferebee, David	1959
Ferguson, Ray	1975
Ferrell, Elijah	2015
Ferrell, Lawrence	2008, '10
Fields, Kyle	2001, '02, '03

Fields, Leon	1999, 2000, '01
Fields, Lorenzo	2012, '13, '14
Fields, Tyrone	1987, '88, '89, '90
Fillis, Shannon	1992, '93
Fils, Andre	2014
Finney, Lauris	1980
Fitzgerald, Frazier	2001
Flagg, Kerry	1994
Flake, Simon	1997, '98
Fleeks, Carlos	1991, '92
Fleming, Jimmy	1985
Fletcher, John	1961
Flucker, Jeff	1972, '73, '74
Flye, Berry	1981, '82, '84
Flythe, Darrell	1994, '95, '96
Flythe, Wilbern	1995
Foote, Montee	1995, '96, '97, '98, '99
Forbes, Michael	1998, '99, 2000
Ford, Dwight	1969
Ford, Kenneth	1991, '92, '93
Foreman, Michael	1995, '96, '97, '98
Foreman, Mitchell	1995, '96, '97, '98, '99
Foster, Keith-Sean	2008, '09
Fountleroy, Jerry	1963
Fowler, Harold	1959
Fowler, Leon	1961
Fowlkes, Trey	2007, '08, '09, '10
Foxx, Will	2015
Foye, Rudolph	2002, '03, '04, '05
France, Cecil	1982, '83, '84
Francis, Charles	1959
Francis, Jerome	1980
Francois, Gerald	2009, '10, '11
Franklin, William	1962, '63
Frasier, Keith	1989
Frazier, Franklin	2006, '07, '08, '09
Frazier, Timothy	1999, 2000, '01, '02, '03
Frazier, Tyler	2015
Freeman, Namon	2007, '08
Freer, Scott	1990
Friday, Kenneth	1982, '83
Frye, Barry	1976
Fuller, Joe	1976, '77
Fuller, Johan	1989, '90, '91, '92, '93
Fullwood, Troy	1990, '91, '92, '93
Futrell, Donald	1963, '65, '66

**G**

Gaffney, Darnell	1994, '95, '96, '97
Gailard, Todd	1985
Gaines, Donnell	2007, '08
Gaines, Roland	1977, '78, '79, '80
Gamble, John	1975, '76, '77
Gantt, Vernard	1970, '72, '73
Gardner, Kelly	1992
Garrett, Dwayne	2014, '15
Garris, Douglas	2013
Gary, Darryl	1982
Gary, Justin	2003, '04, '06, '07
Gaskins, Kenny	1980, '81
Gause, David	1996, '97
Gee, Jalil	2008
George, Andrew	1997, '98
George, Jaston	2015
Gethers, Ervin	1982
Ghraham, Leroy	1975

Ghee, Gibril 2015  
 Gibson, Ben 2008  
 Gibson, Lyndell 2011, '12  
 Giddings, Ronald 1975, '76  
 Gilchrist, Jeremy 2006, '07, '08  
 Giles, Frank 1976, '77  
 Giles, Javaris 2015  
 Gill, Horace 1994, '95, '96, '97  
 Giron, Donald 2009  
 Gladney, Marvin 1978, '79  
 Glenn, Jasmin 1995  
 Glover, Dennis 1959, '60  
 Glover, Jeffrey 1987, '88  
 Godbold, Clayton 1980  
 Godfrey, John 1970  
 Golightly, Gerrell 2002, '03, '04, '05  
 Goode, Wakeem 2005, '06, '07, '08  
 Gooding, SeQuan 2012, '13, '14, '15  
 Goodson, Marv 1977  
 Goodwin, Doodle 1976  
 Goodwin, Edwin 1972, '73  
 Gordon, Buckey 1976, '77  
 Gordon, Miles 2014  
 Gordon, Robert 2008, '09, '10  
 Gordon, William 1969  
 Gosier, Thomas 1983, '84, '85, '86, '87  
 Gould, Ryan 2014, '15  
 Gould, Terry 1980  
 Graham, Joseph 1965, '66  
 Graham, Leroy 1976, '77  
 Grant, Darryl 1976, '77, '78, '79  
 Grant, Reggie 1966, '69  
 Graves, James 1991  
 Graves, Raymond 1960  
 Gray, Marvin 2001, '02  
 Green, Curtis 1981, '82, '83, '84  
 Green, Dale 1985, '86, '87, '88  
 Green, Daren 2000, '01  
 Green, Jasper 1993  
 Green, Jefferson 1962, '63  
 Green, Lee 1990  
 Green, Robert 1980, '81, '82  
 Green, Robert 2003, '04  
 Green, Silas 2003  
 Green, Terrance 1984, '85, '86, '87, '88  
 Greene, Thadd 1995, '96, '97  
 Greenhowe, Bruce 1965  
 Greenlee, Harry 1975, '76  
 Greer, Timothy 2000, '01, '02  
 Gregory, Hayden 2014  
 Gresham, Tony 1987, '88  
 Grice, Joseph 1970, '71, '72  
 Griffin, Andre 2010, '11, '12, '13  
 Griffin, Elwood 1972  
 Griffin, Gerard 2007, '08, '09  
 Griffin, Torrie 1997  
 Grimes, Terrill 1992, '93  
 Grooms, Miles 2012, '13, '14, '15  
 Gross, Leslie 1961  
 Gunn, Xavier 1994, '95, '96, '97  
 Guthrie, James 1962, '63  
 Guy, Robert 1981, '82, '83, '84, '85

**H**

Haden, Marcus 1995, '96  
 Hagans, Michael 1975

Hailes, Travis 1999, 2000, '01, '02  
 Hairston, Eugene 1992, '93, '94, '95  
 Hairston, John 1981  
 Hairston, Justin 2007  
 Hairston, Major 1979  
 Hairston, Mike 1976, '77, '78  
 Hairston, Nat 1981, '82, '83  
 Hale, Lewey 1976, '77  
 Hale, Tim 1976  
 Hall, Carl 1983  
 Hall, Colby 2001, '02, '03  
 Hall, Darnell 1972, '73, '75  
 Hall, Demetrius 1987, '89, '90, '91  
 Hall, Fred 1959  
 Hall, Roland 1983  
 Hall, Tim 1993, '94  
 Halloway, Harold 1965  
 Hamer, Tony 1986  
 Hamilton, David 1966  
 Hamilton, Jeff 1977, '78, '79, '80  
 Hamilton, Tony 1977  
 Hammond, Benjamin 1965, '66, '68  
 Hammond, Howard 1983  
 Hamn, Larnell 2000, '01  
 Hampton, Marcus 2013, '14  
 Hardison, Larry 1959, '60, '61  
 Hardrick, David 1994  
 Hardy, Marcus 2004  
 Hardy, Raymond 1984  
 Harkless, Keith 1983  
 Harold, Thomas 1991  
 Harper, Vincent 2009, '10, '11, '13  
 Harrell, Brandon 2003  
 Harrell, Robert 1965, '66  
 Harris, Chris 1998, '99  
 Harris, Darrell 2005, '06, '08  
 Harris, Dennis 1962  
 Harris, George 1977  
 Harris, Jamal 1989, '90  
 Harris, James 1995, '96  
 Harris, Joseph 1962  
 Harris, Michael 1987  
 Harris, Omar 1999, 2000, '01  
 Harris, Reginald 1990, '91, '92, '93  
 Harris, Sylvester 1997  
 Harrison, Christopher 2011  
 Harrison, Eric 1982, '83  
 Harrison, Phil 1980, '81, '82, '83  
 Harvell, Drakar 2013, '14, '15  
 Harvey, Brandon 2014, '15  
 Harvey, Robert 1965, '66, '68  
 Harvey, Scott 1980  
 Harvey, Todd 1990, '91, '92, '93  
 Hassell, Norman 1984  
 Hasty, Thomas 1973, '75, '76  
 Hatchett, Dedrick 1985, '86  
 Hauser, Brod 1977, '78, '79, '80  
 Hawk, Austin 1992, '93  
 Hawkins, Adolph 1972, '73  
 Hawkins, Clarence 1978, '79, '80, '81, '82  
 Hawkins, DeVante 2010, '11, '12  
 Hawkins, James 1922, '93  
 Hawkins, Jasper 1983  
 Hawkins, Lance 2010  
 Hayden, Dave 1966, '68, '69  
 Hayes, Blake 2012

Hayes, Khari 1990  
 Heath, Denzel 2012, '13  
 Henderson, Anthony 1999  
 Henderson, E. Mel 1959  
 Henderson, Robert 1990  
 Henderson, Samuel 1975, '76  
 Henderson, Stefan 2002  
 Henderson, Tony 1965, '66  
 Henderson, Tony 1996  
 Henry, David 1983  
 Henry, Wiley 1963, '65, '66  
 Herbert, Richard 1960  
 Hernandez, Rodrigo 2010  
 Herring, Herbert 1982, '83, '84  
 Herring, Jeremy 2010  
 Herrings, Deandre 2008  
 Hester, Jimmy 2005  
 Hibler, William 2000  
 Hicks, Ray 1992, '93, '94, '95  
 Hicks, Reginald 2009, '10, '11  
 Higginbotham, Chester 1962, '63, '65  
 Hill, Avery 2008  
 Hill, Devan 1996, '97  
 Hill, Elliot 1959, '60, '61  
 Hill, Ellwood 1966, '69  
 Hill, Jordan 2012, '13, '14, '15  
 Hill, Michael 1992, '93, '94, '95  
 Hill, Victor 1981, '82  
 Hill, Weston 2005, '06  
 Hill, Wilbert 2000  
 Hilton, Isaac 1999, 2000, '01, '02, '03  
 Hinton, Alan 1978, '79  
 Hinton, Clarence 1963, '65, '66  
 Holden, Tony 1984, '85, '86, '87  
 Holiday, Jacques 1985  
 Holland, Donald 1987, '88, '89, '90, '91  
 Holland, Ivan 1992, '93, '94, '95, '96  
 Holland, Justin 2008  
 Holland, Willie 1959, '60, '61  
 Hollingsworth, Richard 1970, '72, '73  
 Holloway, Peter 1986, '87, '88, '89, '90  
 Holt, Bryant 1999, 2000  
 Holt, Lance 1978, '79, '80  
 Hopkins, Everett 2005, '06, '08  
 Hopson, Julius 1981, '82, '83, '84  
 Hopson, Larry 1977  
 Horne, Willie 1976  
 Horton, Ricky 1978, '79  
 Hoskie, Randy 1976, '77  
 Hough, Melvin 2000, '01  
 Houser, Broderick 1975  
 Houston, Brian 2003, '04  
 Houston, Fitzhugh 1972, '73, '74  
 Houston, Harry 1962, '63  
 Houston, Thomas 2015  
 Howard, Donald 1970  
 Howard, Kenneth 1990, '91  
 Howard, Rodney 1985, '86, '87, '88, '89  
 Howard, Rudy 1996, '97, '98  
 Howard, Tony 1981  
 Hudson, Bradford 2011  
 Hudson, Stephen 1982, '83, '84, '85  
 Huff, Charles 2002, '03, '04, '05  
 Huggins, Larry 1976, '77  
 Hughes, Michael 1972, '73  
 Hughes, Tremaine 1999, 2000, '01, '02

Hughley, Carey 1961, '62, '63  
 Human, Darryn 1995  
 Humphries, Taylor 1995, '96, '97  
 Humphrey, John 1966  
 Hunt, Bobbie 1972, '73  
 Hunt, Deon 1996, '97, '98, '99  
 Hunt, Garland 1959  
 Hunt, Jonathan 1990, '91, '92, '93  
 Hunter, Courtney 2010, '11  
 Hunter, Dwight 1962  
 Hunter, Hugh 1992, '93, '94, '95  
 Husband, Edmund 1965  
 Hussey, Rodney 1982, '83  
 Hutcherson, Carl 1983  
 Hyman, Darryn 1994, '96  
 Hymes, Maurice 1985, '86, '87, '88

**I**

Incominias, Miguel 1988, '89, '90  
 Ingram, James 2008, '09  
 Ingram, Tom 1978, '79, '80, '81, '82, '83  
 Ingram, Willie 1959, '60, '61  
 Inman, John 1983  
 Irvin, Lewis 1990  
 Isaac, Terron 1977  
 Isbell, Donnie 1976, '77  
 Ivy, William 1965

**J**

Jackson, Charles 1995, '96, '97  
 Jackson, Darius 2008  
 Jackson, Darrell 1977  
 Jackson, David 1975  
 Jackson, Donald 1985  
 Jackson, Donnie 1976  
 Jackson, Douglas 1970  
 Jackson, George 1999  
 Jackson, Howard 1976, '77, '78, '79  
 Jackson, Jerome 1994  
 Jackson, Kelvin 1976  
 Jackson, Leigh 2000, '01, '02, '03  
 Jackson, Paris 1976  
 Jackson, Quentin 1980  
 Jackson, Reggie 1982, '83, '84  
 Jackson, Ronnie 1987, '88  
 Jackson, Sidney 1994, '95, '96  
 Jackson, Terron 1965  
 Jackson, Wayne 1975, '76, '77  
 Jacobs, Wesley 1972, '73  
 James, Michael 2002, '03, '04, '05  
 James, Oliver 1982, '83  
 Jamison, John 1969  
 Jarrett, Linwood 2001  
 Jefferson, Arthur 1961, '62  
 Jenkins, Allen 1985, '86, '87, '88  
 Jenkins, Craig 1990, '91, '92, '93  
 Jenkins, DeWayne 1978, '79  
 Jenkins, Edward 2001, '02, '03  
 Jenkins, Michael 1992, '93, '94, '95, '96  
 Jermin, Jeremy 2011, '12  
 Jervy, Brent 2008  
 Johnon, John 1982  
 Johns, Keith 1977  
 Johns, Reginald 1972, '73  
 Johnson, Algemon 1962, '63  
 Johnson, Andy 1978, '79

Johnson, Anthony 1979, '80  
 Johnson, Brandon 2009  
 Johnson, Carl 1985  
 Johnson, Carvin 2012, '13  
 Johnson, Darius 2008, '09, '10  
 Johnson, David 1969, '70, '72, '73  
 Johnson, Devan 2015  
 Johnson, Donovan 2014, '15  
 Johnson, Frank 1969  
 Johnson, George 1978, '79  
 Johnson, Glenn 1977, '78, '79  
 Johnson, John 1972, '73  
 Johnson, Joseph 2000, '01, '02, '03  
 Johnson, Josh 2008, '09  
 Johnson, Kevin 1990  
 Johnson, Kevin 1999, 2000, '01, '02, '03  
 Johnson, Mike 1978, '79, '80, '81, '82  
 Johnson, Oliver 1960, '61, '63  
 Johnson, Ray 1978, '79, '80  
 Johnson, Rayce 1973  
 Johnson, Robert 1968, '69, '70  
 Johnson, Roy 1995, '96, '97, '98, '99  
 Johnson, Russell 1987, '88  
 Johnson, Tom 1977  
 Johnson, Van 1969  
 Joiner, Kevin 1981, '82  
 Joiner, Rodney 2011  
 Jolliffi, Harry 1995, '96  
 Jones, Alonzo 1969  
 Jones, Anthony 1986, '87, '88  
 Jones, Barry 1991, '92  
 Jones, Carter 2003  
 Jones, Donald 1970  
 Jones, Donnell 1976, '77, '78  
 Jones, Dwayne 1980, '81, '82, '83  
 Jones, George 1978, '79  
 Jones, Hilary 1972, '73  
 Jones, Jack 1966, '68, '69  
 Jones, Jason 1990, '91, '92, '93  
 Jones, Jason 1998  
 Jones, Jerry 1978, '79  
 Jones, Jimari 2004, '05, '06  
 Jones, Joseph 1983, '84  
 Jones, Kitwana 2002, '03  
 Jones, Leroy 1975, '76, '77  
 Jones, Malcolm 1976, '77  
 Jones, Markelle 1994, '95  
 Jones, Michael 1996, '97, '98, '99  
 Jones, Norfleet 1960  
 Jones, Onrea 2004, '05, '06  
 Jones, Reggie 1989, '90  
 Jones, Reginald 1975  
 Jones, Richard 1992  
 Jones, Ron 1978, '79, '80  
 Jones, Ronnie 1999  
 Jones, Roy 1976  
 Jones, Stanley 1986, '87, '89, '90  
 Jones, Wallace 1965  
 Jordan, Dean 1998  
 Jordan, Jamaal 2001  
 Jordan, Jamarie 2000  
 Jordan, Stefon 2010  
 Jordan, Vaughn 2001  
 Jordon, Keito 2014  
 Joyner, Dwight 1994, '95, '96

**K**

Kacenski, Dan 1972, '73  
 Kearney, Anthony 1987  
 Keel, Keith 1979, '81  
 Kellam, Charles 1978, '79  
 Kelly, Derek 1986  
 Kelly, Mark 1972, '73  
 Kelly, Mike 1977, '78, '79, '80  
 Kemp, Ricardo 2008  
 Kendale, Lei 1986, '87  
 Kennedy, Fred 1969  
 Kennedy, Winston 2009, '10  
 Kerns, Dylan 2011, '12, '13, '14  
 Key, Breon 2014, '15  
 Kidwell, Cornelius 2003, '04  
 Kinard, Walter 1987, '88, '89, '90  
 King, Marcellus 1961, '62, '63  
 King, Saun 1984  
 King, Terry 1987, '88  
 Kinzer, Kevin 1985  
 Kirkpatrick, Dave 1988  
 Kisedu, Kevin 2013, '14  
 Knight, Micah 2002  
 Knox, Reginald 2003, '04, '05, '06  
 Koroma, Alhaji 2011, '12, '13, '14

**L**

Lake, Bryant 1981  
 Lamar, Akeem 2004, '05, '06  
 Lampley, George 1981, '82, '83, '84  
 Land, Antwaine 1995, '96  
 Lane, Drefus 2008, '09, '10  
 Langford, Kendall 2004, '05, '06, '07  
 Largin, John 1981, '82, '84  
 Lartey, James-Nii 2014  
 Lathan, Keith 1978, '79, '80, '81  
 Lawrence, Brian 1997  
 Lawrence, Troy 1991  
 Laws, Chris 2009  
 Laws, Nathaniel 1982, '83  
 Lawson, John 1981, '82, '83  
 Leath, Douglas 1962, '65, '66  
 LeBeau, Ralph 1962  
 Lee, Alvin 1976  
 Lee, Everett 1983  
 Lee, John 1996, '97, '98  
 Lee, Quinton 2015  
 Lee-Mundin, Marshall 2013  
 Legree, David 2009, '10, '11  
 Leistner, Derrick 2004  
 Lenore, Edward 1992, '93  
 Lewis, Chris 1985  
 Lewis, Curtis 2003, '04, '05, '06  
 Lewis, Greg 1976, '77  
 Lewis, Jamal 2010  
 Lewis, Ray 2005, '06  
 Lewis, Ronnie 1968  
 Lewis, Solomon 1997  
 Lewis, Tim 1993, '94, '95, '96, '97  
 Lewis, Vincent 1998, '99, 2000, '01  
 Liggins, Jeff 1981, '82  
 Lindsey, Larry 1983, '84, '85, '86  
 Lindsey, Mike 1980  
 Little, Dewayne 1999, 2000, '01, '02  
 Littlejohn, Johnnie 1987



Littlejohn, Micah 2003, '04, '05  
 Livingston, Edward 1966  
 Lloyd, Kyle 2006, '08, '10  
 Lloyd, William 1978, '79, '80, '81  
 Lockett, George 1972, '73  
 Lofton, Ricardo 1976, '77  
 Logan, T.C. 1972, '73  
 Lomax, Ernie 2004, '05, '06  
 Lomax, Russell 2002, '03  
 Loft, Jessie 1962, '63  
 Lowe, Curtis 1982  
 Luckett, David 2010  
 Lumpkin, George 1984, '85  
 Lumpkins, Lenwood 1987, '88  
 Lundy, George 1983, '84, '85  
 Lunn, Deveraux 1965  
 Luxford, Noah 2015  
 Lynch, Michael 1985, '86  
 Lyon, Tobin 2005, '06, '07, '08

**M**

Macklin, Kris 2001, '02  
 Macon, Prince 1975, '76  
 Mackey, Malik 2015  
 Madison, Troy 2001, '02, '03, '04  
 Mahan, Dennis 1979, '80, '81, '82  
 Majekodunmi, Abby 2004, '05  
 Major, LeRoy B. 1965  
 Mallory, Jermaine 2004, '05, '06  
 Mallory, Joseph 1962  
 Malone, Arlie 1959  
 Malone, Josef 1992, '93, '94, '95, '96  
 Mann, Curtis 1997  
 Mann, Edward 1963  
 Mann, Jimmy 1995, '96  
 Mann, Robert 1965, '66  
 Mann, Wilbur 2015  
 Manning, Larry 1959, '60, '61  
 Manning, Robert 2000  
 Manning, Shaquan 2009  
 Mansfield, Vaughn 2005, '06, '07  
 March, Paul 1976  
 Marchell, Nicholas 1997  
 Mark, Roberts 1979  
 Markray, Tracy 1985  
 Marlow, Andrew 1999  
 Marshal, John 1963  
 Martin, Andre 2000  
 Martin, Emerson 1991, '92, '93  
 Martin, Eugene 1999  
 Martin, Jeff 2008, '09  
 Mason, Gregory 1987, '88  
 Mason, Mark 1978, '79, '80  
 Massenburgh, Kenneth 1965  
 Massey, Lewell 1985, '86  
 Massey, Melvin 2005  
 Mathis, Dennis 2007, '08, '09, '10  
 Mathis, Jerome 2002, '03, '04  
 Matthews, Aaron 2012, '13  
 Matthews, Edward 1970, '72, '73  
 Mattocks, Billy 1976  
 Mayer, Karima 1996, '97, '98, '99  
 Mayer, Shariyf 1998, '99  
 Mayer, Tyrone 1994, '95, '96, '97  
 Mayers, Joseph 2002  
 Mayo, Doug 1976, '77

Mayo, Mike 1976  
 Mayo, Tyrone 1978, '79  
 McAdoo, Michael 1975  
 McAfee, Keith 2012, '13, '14, '15  
 McCain, Dyrri 2007, '08, '09, '10, '11  
 McCall, James 1997, '98, '99, 2000, '01  
 McCargo, Calvin 2001, '02  
 McCaskill, Nevin 2003, '04, '05, '06  
 McClendon, Kelly 1995, '96, '97, '98, '99  
 McClenny, Meade 1965  
 McCloude, Antonio 2009, '10, '11, '12  
 McClure, Ken 1976  
 McCoy, Darryl 2002  
 McCoy, Ray 2001, '02  
 McCray, Terry 1982, '83, '84  
 McDade, Michael 1987  
 McDaniel, Damon 2008, '09  
 McDaniel, Derek 2010  
 McDaniel, Marquay 2003, '04, '05, '06  
 McDonald, Rufus 2002  
 McDonald, Willie 1972, '73  
 McDowell, Alonzo 1997  
 McGee, Khambrel 2011, '12, '13, '14  
 McIlwain, Derrick 1998, '99  
 McIntosh, Robert 2010, '11  
 McKay, Les 1977, '78, '79, '80  
 McKenzie, Wesley 1997  
 McKoy, Reginald 1969  
 McLaurin, Cedric 1985  
 McLaurin, Delano T. 1963, '65, '66  
 McLaurine, Charles 1972, '73  
 McLean, Grady 1988, '89, '90  
 McMillian, Mikal 2000  
 McNack, Johnny 1994  
 McNair, James 1978, '79, '80, '81, '82, '83, '84  
 McNeal, Leonard 1980, '81, '82  
 McNeil, Bernard 2013  
 McNichols, Scott 2008, '09, '10  
 McPherson, Kerry 1999  
 McSwain, Travis 2006  
 Meade, Voltaire 1985  
 Medina, Ian 1980  
 Meneffee, Eddie 1978, '79, '80, '82  
 Meredith, Eddie 1993, '94  
 Merritt, Dustin 1991  
 Mesadieu, Benjamin 2013  
 Midget, Reggie 1975, '76, '77  
 Miles, Stephen 2000  
 Miles, Vincent 1981  
 Miller, Bryant 2008, '09, '10  
 Miller, Chris 1993, '94, '95  
 Miller, Floyd 1969  
 Miller, Melvin 1989  
 Miller, Tracy 1987  
 Mills, John 1962  
 Mills, Mike 1978, '79  
 Mills, Russell 1955, '96, '97, '98  
 Milton, Curtis 1977, '78, '79, '80  
 Mitchell, Alonzo 1962  
 Mitchell, Joseph 1999, 2000, '01, '02, '03  
 Mitchell, Kenny 1989  
 Mitchell, T.J. 2006, '07  
 Mixson, Twarn 2012, '13, '14, '15  
 Mompont, Robert 1994  
 Mondesir, Rafiya 1992  
 Money, Daniel 1963

Monroe, Warren 1973, '75, '76  
 Montague, Willie 1965  
 Montgomery, Brennan 2000  
 Montgomery, Matt 1991, '92, '93, '94  
 Montgomery, Robert 1973  
 Montgomery, Ronald 1972, '73, '74, '75  
 Moore, Breagan 2000, '01  
 Moore, Jackie 1975  
 Moore, James 1976  
 Moore, Jimmy 1961  
 Moore, Johnny 1978, '79, '80, '81  
 Moore, Larry 1976  
 Moore, Samuel 1975, '76, '77  
 Moorman, Clinton 1970  
 Morant, Carlton 2000, '01, '02  
 Morgan, Jason 2003, '04, '05  
 Morgan, Van 2004, '05, '06, '07  
 Morgan, Victor 1978, '79, '80  
 Morlock, Frank 2014  
 Morris, Amos 1982, '83, '84  
 Morris, Jay 1986  
 Morris, Kim 1983  
 Morris, Myles 2014, '15  
 Morrison, Tony 1997  
 Morse, Thomas 1969  
 Moses, Kevin 1985  
 Mosley, Tyler 1985, '86, '87, '88, '89  
 Moss, Rufonda 2011  
 Mullen, Darius 2006, '07, '08, '09  
 Munding, Marshall 2012  
 Muro, Cameron 2002, '03, '04, '05  
 Murphy, Bill 1981, '82  
 Murphy, Gabe 2015  
 Murphy, Robert 1978, '79  
 Murphy, Samuel 1999, 2000, '01, '02, '03  
 Murphy, William 1978, '79, '80  
 Murrell, Carlos 1981, '82  
 Muyhee, Rashad 1996, '97, '98, '99, 2000  
 Myers, Robert 1992, '93, '94, '95, '96

**N**

Nacouzi, William 2010, '11  
 Nance, Rodney 1981, '82  
 Napoleon, Franshaw 1987  
 Nelson, Clarence 1965  
 Nesbitt, Marvin 1990  
 Newkirk, Alyosha 1982, '83, '84  
 Newman, Tracy 1960, '61  
 Newsome, Curtis 1978, '80  
 Nicholson, Paul 2011  
 Norman, Dion 2009  
 Norris, Kenneth 1972, '73, '74  
 North, Joel 1963  
 Northington, Sam 1978, '79

**O**

Obasuyi, Owen 2014, '15  
 Odom, Keith 1981, '82  
 Ola, Michael 2006, '07, '08, '09, '10  
 Oliver, Richard 1963  
 Oliver, Travis 1999, 2000, '01, '02, '03  
 O'Meally, Brian 2006  
 O'Neil, Jermaine 1991  
 Omsby, Raymond 1959  
 Overstreet, Kenneth 2009  
 Owens, Charles 2011, '12, '13, '14, '15

Owens, Derron	1983
Owens, Drew	2015
Owens, John	1965, '66, '68, '69
Owens, Larney	1968, '69, '70
Owens, Washington	1985, '86, '87, '88

**P**

Paden, Herman	1976
Painter, Carl	1983, '84, '85, '86, '87
Pair, Willie	1977, '78, '79, '80
Palmer, William	1961
Parker, Christopher	1998, '99, 2000, '01
Parker, Darren	1990, '91, '92, '93
Parker, Kenneth	1962, '63, '65
Parker, Leonard	1981, '82, '83
Parker, Michael	1965, '66, '69
Parker, Michael	1973
Parker, Myron	1978, '79, '80
Parker, Robert	2006
Parker, Ronald	1969
Parker, Shaun	1989, '90, '91, '92
Parks, Marques	1999
Parrish, William	2010, '11
Pascall, Morgan	2001, '02
Paterini, Andrew	2003, '04, '05, '06
Patterson, Lorenzo	2009
Patrick, Dwight	1965
Patrick, Terrance	2000, '01, '02, '03
Pavlik, Paul	2000, '01
Payne, Kevin	1995, '96, '97
Payton, Qutrell	2004, '05, '06, '07
Peace, Donzel	2014
Pearce, Johnny	1962, '63, '65
Pearson, James	1970
Peebles, Shawn	1993
Peden, Terry	2011
Peguese, Brandon	2008, '09, '10
Pehoua, Lionel	2008
Pellerin, Micah	2009, '10, '11
Pellum, Romeo	2009, '10
Penchion, Detrich	1987
Penn, Bennett	1970
Perkins, Anthony	1982
Perry, Bruce	2015
Perry, Gerald	2001, '02, '03, '04
Perry, Henry	1986, '87, '88
Perry, Rex	1978, '79, '80, '81
Perry, Robert	1994
Pettaway, Floyd	1987, '88
Petty, Eric	1997
Phillips, Anthony	1976
Picott, Anthony	1984, '85, '86
Pierce, James	1969
Pillsbury, Mitchell	1999
Pinkney, Michael	1970, '72, '73
Pitts, Ethan	1990, '91, '92, '93
Platt, Tikeem	2011, '12, '13, '14
Plunkett, Otis	1960
Poag, Antonio	1991, '92, '93, '94
Point, Windell	1983
Poittilo, Qaunta	2007
Poole, Bobby	1980, '81, '82, '83
Poole, Gregory	1970
Poole, Jawan	2011
Pope, Sam	2008
Porter, Blake	2013, '14, '15

Porter, Carl	1986, '87
Porter, Gerald	2008
Porter, Jeff	1981
Porter, Terrell	1992, '93
Potter, Dontrial	2002
Powell, Chase	2015
Powell, Geraldo	2008, '09, '10
Powell, Jovann	2001
Powell, Roger	1963
Porche, Henry	2007
Prater, Jamal	2015
Prater, Stanley	1975, '76, '77
Pratt, Eddy	1976, '77
Precia, Lanzo	1986, '87
Presly, Bobby	1989, '90, '91
Preston, Charles	1996, '97, '98
Preston, Louis	2009, '10
Preston, Pat	2004, '05, '06, '07
Prevost, Anthony	2013, '14
Price, Thomas	1983
Proctor, Irving	2009
Proctor, Rashawn	2013, '14, '15
Prout, Warren	1960, '61, '62
Pruitt, Mike	1976
Prunty, Robert	1984
Pugh, Allen	1961
Purnell, Kurt	2002, '03
Puryear, Eric	1997, '98

**Q**

Quash, Derrick	1997
----------------	------

**R**

Rainey, Craig	1990, '91, '92, '93
Ramsey, Allen	2015
Ramsey, Reggie	1997
Randolph, Fred	1997, '78, '79
Rankin, Sherwood	1977
Rawls, Milton	1983, '84
Readon, Isaac	1983, '84, '85
Reeborg, Lucien	1959, '60, '61
Reed, Phillip	1983, '84, '85
Reid, Dwayne	1983, '84
Reid, Matthew	2009, '10
Reid, Timothy	1972, '73
Respass, Antonio	2009
Reynolds, Richard	1981
Rhinehardt, John	2000, '01, '02
Rice, Eric	1987
Richard, Byron	1975
Richard, Kentrell	2015
Richardson, Dexter	2010
Richardson, James	1963
Richardson, Paul	1975
Ricks, Antonio	1994, '95, '96, '97
Riddick, David	1978, '79, '80
Riddick, Rayshad	2012, '13, '14, '15
Ridley, Travis	2000, '01
Riley, Maurice	2006, '08, '09
Roache, Marcel	2007
Roane, Philip	1991
Roberts, Mark	1978, '80
Roberts, Preston	1989
Roberts, Van	1976
Robinson, Bertrand	1966, '69
Robinson, Carl	1985, '86, '87

Robinson, Charles	1972, '73, '74
Robinson, Charles	2005, '06, '07, '08
Robinson, David	1990
Robinson, Ellis	2009
Robinson, John	1965
Robinson, Michael	1992, '93, '95
Robinson, Steve	2009, '10
Robinson, Thomas	1959
Robinson, William	1961
Robinson, William	1984
Robertson, Paul	2013
Rockett, Joe Lee	1997
Rodgers, Terrence	2011
Rodriguez, Bartholomew	1984, '85
Roebuck, Jason	2002, '03, '04, '05
Roger, Ates	1994
Rogers, Edward	1975, '76, '77
Rogers, Ronitto	2002, '03
Rolfe, Henry	1966
Romano, Ray	1992
Rose, Donovan	1975, '76, '77, '78
Rose, John	2010, '11, '12
Rose, Larry	1969
Rose, Ronald	2011, '14
Ross, Benjamin	1960, '61
Ross, Calvin	1970
Ross, Clarence	1977
Ross, Eddie	1984
Ross, James	1981
Ross, John	1970
Ross, Kevin	1978, '79, '80, '81, '82
Ross, Richard	1969
Roundtree, Brandon	2008, '09
Roundtree, Edward	1959, '60
Route, Destin	2009, '10, '11
Royal, Nicholas	2006, '07, '08, '09
Rush, Dwayne	1982
Rush, Marcus	2003
Russell, Kadeem	2011, '13, '14
Ryals, Darryl	1986, '88, '89

**S**

Sadler, Jimmy	1985
Salko, Ron	1980
Sampson, Matt	1983
Samuels, John	1992, '93
Sanchez, Julio	2009, '10
Sanders, Jaylen	2015
Sands, Donnell	2006, '07
Sanker, Kendrick	2014, '15
Sapp, Demetrius	2004, '05, '06, '07
Saunders, Stacy	1986, '87, '88, '89
Savage, John	1970
Sawyer, Brian	2000, '01, '02
Sawyer, Matt	2015
Sawyers, Michael	1997
Sayyapour, Fardad	1981, '82, '83, '84
Schwartz, Jeremiah	2010, '11, '12
Scotland, Jan	1975, '76
Scott, Bernard	1960
Scott, Christopher	2011
Scott, Greg	1998, '99, 2000, '01
Scott, Jason	1998, '99, 2000, '01, '02
Scott, Latrell	1994, '95, '96, '97, '98
Scott, Mark	1978, '79, '80
Scott, Perry	1972, '73

Scott, Randolph 1975, '76  
 Scott, Vearl 1973  
 Scott, Xavier 1998, '99  
 Seals, Derron 1984, '85, '86  
 Sears, Alton 1976  
 Sease, Tillman 1968, '69, '70  
 Seaton, Russell 1975, '76, '77  
 Sellers, Jerry 1983  
 Sessoms, Parnell 1985  
 Shackelford, Louis 1959  
 Sharperson, Kenneth 1987, '90, '91, '92  
 Sheffield, Kyle 1987  
 Shelby, Reginald 1987, '88, '89  
 Shells, James 1966  
 Shepherd, Princeton 2004, '04, '05, '06  
 Shine, Earnest 1987, '88  
 Shinhoster, Lorenzo 2010  
 Shippy, Antonio 2004, '05  
 Shoemoe, Carl 1981  
 Shorter, Leon 2011, '12, '13, '14, '15  
 Shuler, Elton 1987, '88  
 Sidbury, Mark 1976  
 Sidney, Keith 1976  
 Siggers, Fred 1992, '93  
 Silva, Ricardo 2009, '10  
 Simington, Naushe' 2015  
 Simmons, Keith 1993, '94, '95, '96  
 Simmons, Phillip 1991  
 Simmons, William 1987  
 Simms, Jerome 1990  
 Simon, Cliff 1994  
 Singleton, Doug 1978, '79  
 Singleton, Enrico 1994, '95  
 Singleton, Herbert 1995, '96, '97, '98  
 Singleton, Robert 1992  
 Skinner, Darryl 1983, '84, '95, '96  
 Skinner, Herbert 1985, '86, '87  
 Small, Gregory 1987  
 Smith, Anthony 1976, '77, '78, '79  
 Smith, Anthony 1992, '93, '94  
 Smith, Antwan 2005, '06  
 Smith, Bryan 2007  
 Smith, Charles 1962, '63, '65  
 Smith, David 2015  
 Smith, Frank 1959  
 Smith, Hershel 1963  
 Smith, Howard 1988, '89, '90  
 Smith, James 1984, '85  
 Smith, Jeremy 2000  
 Smith, Jimmie 1966  
 Smith, Joe 2004, '05  
 Smith, Lawrence 1999, 2000, '01, '02  
 Smith, Leonius 1962, '63  
 Smith, Michael 2011  
 Smith, Robert 2001  
 Smith, Steve 1972, '73  
 Smith, Steven 1985, '86  
 Smith, Terrance 2005, '06  
 Smith, Thomas 1989, '90, '94  
 Smith, Torin 1982, '83, '84  
 Smith, Zuriel 1998, '99, 2000, '01, '02  
 Smithers, Mike 1980, '81, '82, '83  
 Smoot, Glynis 1991, '92, '93  
 Smothers, Vershum 1982, '83, '84, '85  
 Sneed, Solomon 1990  
 Soloman, Linnard 1985

Solomon, Kelly 1999  
 Somerville, Jamae 2000  
 Soriano, Marcus 2000, '01  
 South, Victor 1975, '76, '77, '78, '79  
 Spady, Bill 1978, '79  
 Spain, Jarius 2009  
 Spears, Arthur 1962  
 Spears, Thomas 1966  
 Speight, Jonathan 1997  
 Speight, Keiman 1998, '99  
 Speller, Nepton 1980, '81, '82, '83  
 Spence, Bernard 1962  
 Spruill, Bobby 1978, '79, '83, '84  
 Spruill, Davonte' 2015  
 Stachell, Melvin 1994  
 Stacy, Marco 1983, '84, '85  
 Stallworth, Kevin 1978, '79, '80  
 Staples, Osmar 2000  
 Staton, Michael 2011  
 Staton, Larry 1994, '95, '96  
 Steed, Michael 1997  
 Steiner, Erik 1998, '99, 2000, '01, '02  
 Stephen, Kirk 1981, '82, '83  
 Stevens, Paul 1993, '94, '95, '96, '97  
 Stevens, Robert 2015  
 Stevenson, Joseph 2015  
 Steward, Harold 1975  
 Steward, Ralph 2006, '07, '08  
 Stewart, Greg 1978, '79, '80  
 Stewart, LaVonte 1994  
 Stewart, Michael 1998, '99, 2000  
 Stewart, Terrell 2012, '13  
 Still, Lamonte 1993, '94, '95, '96  
 Stith, David 1976, '77  
 Stone, Robert 1966, '68  
 Stovall, Jordan 2009, '10, '11, '12  
 Strader, VaShawn 1997  
 Street, Ramont 1990  
 Streeter, Marcel 2008  
 Strickland, Larry 2004, '05, '06, '07  
 Strigler, Trevor 1983, '84, '85  
 Stukes, Alexander 1975  
 Sturdivant, Desmond 2015  
 Sualwvui, Nofoaiga 1998  
 Suber, Elijah 1960, '61  
 Summers, Houston 1962, '63, '65  
 Summers, Todd 1990, '91, '92, '93  
 Sutherland, James 1973  
 Sutherland, Peter 1975, '76  
 Swain, Brian 2012, '13  
 Swann, William 1976, '77  
 Swett, Michael 2006, '07, '08, '09  
 Swift, Alfred 1987, '88, '89  
 Swinson, Corey 1992, '93, '94  
 Swinton, Derius 2003, '04, '05, '06  
 Sylvester, Tim 2004, '05

### T

Tabron, Christian 2011  
 Taliaferro, Ellis 2001  
 Taliaferro, Emmett 1991, '92, '93, '94, '95  
 Taliaferro, William 1960  
 Tamlin, Edward 1966  
 Tasker, Theodore 1961  
 Taylor, Chareaf 1980  
 Taylor, Cordell 1993, '94, '95, '96, '97

Taylor, Dennis 2000  
 Taylor, Jerome 1975, '76, '77  
 Taylor, Nathaniel 1975, '76, '77  
 Taylor, Raun 1985  
 Taylor, Richard 1985, '86, '87  
 Taylor, Semmie 1972, '73  
 Taylor, Steve 1989, '90  
 Teel, Kevin 2005, '06, '07, '08  
 Terry, Kenon 2009  
 Thomas, Brad 1992, '93  
 Thomas, Clarence 1994  
 Thomas, Dalma 1980, '81, '82, '83  
 Thomas, DeAndre 2009, '11  
 Thomas, Harold 1989, '90  
 Thomas, Isaiah 2007, '08, '09, '10, '11  
 Thomas, Jabari 2015  
 Thomas, Jason 1997, '98, '99  
 Thomas, Jon 1960, '61, '62  
 Thomas, Kevin 1992, '93, '94  
 Thomas, Leron 2010  
 Thomas, Robert 1968, '69, '70  
 Thomas, Robert 1981  
 Thomas, Tremayne 2005  
 Thompson, Bernard 1969  
 Thompson, Charles 1987  
 Thompson, Clifton 1994  
 Thompson, Horace 1961  
 Thompson, Rian 2002, '03  
 Thorin, Windell 1983  
 Thorne, Elijah 1959, '60  
 Thorne, Joshua 2012, '13, '14, '15  
 Thorne, Wendell 1984, '85, '86  
 Thornton, Clifton 1978, '79, '80, '81  
 Thorpe, Edward 1959, '61, '62  
 Thurmond, Devin 2015  
 Thweatt, Brandt 2001, '02, '03  
 Tillman, Henry 1972, '73  
 Tippen, Terron 2001  
 Tolar, Charles 1990  
 Tolbert, Tyrone 1996, '97, '98  
 Tolder, Edward 1988, '89  
 Toliver, Calvin 1987  
 Tollerson, Herb 1980, '81  
 Tolson, Troy 1984  
 Tomlin, Edward 1965  
 Tomlin, Jason 2006, '07  
 Tonsul, Marvin 1981  
 Trippet, Marco 1995, '96  
 Trotter, Claude 1959, '60, '61  
 Trower, J.C. 1972, '73, '74  
 Tucker, Clarence 1962, '63  
 Tucker, Elgin 1982  
 Tucker, Lloyd 1993, '94, '95, '96  
 Tucker, Robert 1965, '66  
 Tuffour, Osei 1994  
 Turk, Stan 1981, '82  
 Turavani, Carlo 2007, '08, '09  
 Turner, Carl 1976, '77  
 Turner, David 1996, '97, '98  
 Turner, Donald 1996, '97, '98  
 Turner, Lamont 1993, '94, '95, '96, '97  
 Turner, Joseph 2015  
 Tutt, Randolph 1969  
 Twyner, Bruce 1981, '82, '83  
 Tyler, Craig 1986  
 Tyler, Delbert 2010, '11, '12, '13

Tyler, Jody	1991
Tyler, Joe	1959, '61
Tyler, Najee	2012, '13
Tyner, Alvin	1987, '88
Tyner, Kevin	2002
Tynes, Lawrence	1995

## U

Underwood, Johnnie	1994, '95
Utley, Ron	1982, '83, '84, '85

## V

Vanderpool, Henderson	1991, '92, '93
Vann, Jonathan	1995
Varcciann, Oral	2015
Vaughan, Ricky	1963
Vaughn, Larry	1996, '97, '98, '99, 2000
Vazquez, Rafael	2010
Versher, Dale	1980, '81
Viney, Rober	1988, '89, '90, '91

## W

Waddell, Bennite	1996, '97, '98
Waddle, David	1980
Wade, Jamal	1992
Wade, Jonathan	2008, '09
Wade, Marcus	2011, '12, '13, '14
Wagstaff, Stanley	1960
Wainwright, Skip	1978, '79, '80
Walden, Alfred	1961, '62, '63
Walden, Jonald	2000
Walker, Alvin	1959, '60, '61, '62
Walker, Bernard	1996
Walker, Brandon	2005, '06
Walker, Charles	1961
Walker, Curtis	1978, '79
Walker, Daryell	2009, '10, '11, '12
Walker, Jimmy	1991, '92, '93, '94
Walker, Melvin	1970
Walker, Thomas	1985, '86
Walker, Wayne	1986, '87, '88, '89
Wallace, Ibn	2015
Wallace, Jason	1991, '92, '93, '94, '95
Wallace, Shannon	1989, '90, '91, '92
Waller, David	1970, '72, '73, '74
Walton, Darren	1997
Walton, Sekou	1992, '93, '94, '95
Ward, Tyrone	2014, '15
Ward, Wardell	1960
Warfield, Carroll	1970
Warren, Benjamin	1997, '98
Warren, Larry	1963
Warren, Matthew	2000, '01
Warren, Terrence	1990, '91, '92
Warren, Xavier	2007
Washington, Adrian	1995
Washington, Alton	1976
Washington, Boe	2000
Washington, Charles	1965
Washington, Gerald	1976, '77
Washington, Herbert	1985, '86
Washington, Herman	1987
Washington, Jorrian	2011, '12, '13, '14
Washington, Marvin	1972, '73
Watford, David	2015
Watkins, Andre	2009

Watson, Michael	1989, '90
Watts, Damon	1997, '98, '99
Watts, David	1986
Watts, Jesse	1976
Weaver, Billie	1978, '79
Weekly, Robert	1984
Weldon, Abraham	1972, '73, '74
Wells, Aaron	1994, '95
Wells, Aaron	2001, '02, '03
Wells, Burlock	1965, '66, '68
Wells, Darien	1990
Welton, Ken	1978, '79
West, Michael	2002, '03, '04, '05
West, Richard	1963
Westberry, Gary	1983, '84, '85, '86
White, Andre	1987, '88, '89
White, Anthony	1981, '82, '83
White, Byron	1972, '73
White, Ernest	1970
White, Ernest	1976, '77, '78, '79
White, Jonathan	2000, '01, '02
White, Kevin	1992, '93, '94, '95
White, Leon	1984
White, Marcus	1997
White, Marvin	1959
White, Paul	2001
White, Paul	2003
White, Ron	1977
White, Taliferro	2000, '01, '02, '03
White, Torrian	2015
White, Wayne	1981
Whitefield, Ronnie	1977, '78, '79, '80
Whitefield, Steve	1977
Whitehurst, Kelle	1994
Whitehurst, Kyle	2003, '04, '05
Whitfield, Steve	1976
Wiafe, Kingsley	2006, '07
Wickham, Nat	1976, '77
Wideman, Adrian	1996, '97, '98, '99
Wideman, David	1991, '92, '93, '94
Wiggins, Calvin	1982, '83, '84
Wiggins, Donfred	1975, '76, '77
Wiggs, Marcus	2006, '07
Wiley, Kevin	1975, '76
Williams, Ben	1978, '79
Williams, Calvin	1976
Williams, Chris	1987
Williams, Christopher	1991, '92, '93
Williams, Darien	2015
Williams, Darryl	1981, '82
Williams, David	2009
Williams, Derrick	2001
Williams, Greg	1978, '79, '80
Williams, Haywood	1975, '76, '77
Williams, Jamal	1992, '93, '94
Williams, Jeff	1982, '83, '84
Williams, Jimmie	1978, '79, '80
Williams, John	1990
Williams, Justin	2015
Williams, Kevin	1993, '94, '95
Williams, Larry	1977
Williams, Leroy	1972, '73
Williams, Lionel	1966, '68
Williams, Lisbon	1999, 2000
Williams, Matthew	1994, '95, '96, '97, '98
Williams, Scott	2010, '11, '12, '13

Williams, Sidney	1982, '83
Williams, Thaddeus	1972, '73, '74
Williams, Tommie	1981, '82
Williams, Wendell	1987
Williamson, Jaylian	2012, '13, '14, '15
Willis, Robert A.	1962
Willis, Winfield	1970, '72
Wilson, Barry	1980, '81
Wilson, Cue	1975
Wilson, Darius	2002
Wilson, Darren	1983, '84
Wilson, Donald	1970
Wilson, Jamal	2011, '12, '13
Wilson, James	1966
Wilson, Jerry	1976
Wilson, Joe	2002, '03
Wilson, Johnathan	1989, '90, '91
Wilson, Que	1972, '73
Wilson, Rasoul	2007, '08, '09
Wilson, Sekou	1992, '93, '94, '95
Wilson, Theodore	1969
Winston, Daniel	1959
Winston, Morris	1992, '93
Winston, Stanley	1962
Wolfolk, Wesley	2015
Womack, Earl	1972, '73
Womack, Ricky	1980
Wood, Dyke	1976
Woodcock, Damon	2015
Wooden, John	1981, '82, '83
Wooden, Ron	1976
Woods, Matthew	1990
Woodson, Troy	1995
Woodson, Vernon	2000, '01, '02
Woolston, Herb	1977
Wormley, Vincent	1984, '85
Wray, Nashaun	2015
Wright, Acie	1996, '97, '98, '99
Wright, Alveron	2010, '11, '12, '13
Wright, Christian	1992, '93
Wright, Davion	2008, '09
Wright, John	1978, '79
Wright, Michael	1997
Wright, Rodney	1987, '88, '89, '90
Wyatt, Arthur	1966, '68
Wyche, George	1978, '79
Wynn, Douglass	1989, '90, '91, '92
Wynn, Quincy	1994, '95, '96

## Y

Yarborough, Eddie	1981, '82
Yarborough, Steve	1981
Young, Al	2000
Young, Andrew	1963
Young, Bill	1976
Young, Charles	2006, '07, '08, '09
Young, James	1959, '60
Young, Michael	2014, '15
Young, Ron	1980
Young, Wallace	1978, '79, '80, '81, '82

## Z

Zimmerman, Robert	2015
-------------------	------

**Clarence Bailey (RB)**

Free Agent – 1987, Miami  
1987, Miami

**Chris Baker (DE)**

Free Agent – 2009, Denver  
2009, Denver  
2010-11, Miami  
2012-pres., Washington

**Jackie Bates (CB)**

Free Agent – 2009, Kansas City  
2009-12, Kansas City

**Darian Barnes (FB)**

Free Agent – 2002, New York Giants  
2002-03, Tampa Bay  
2004, Dallas  
2005-06, Miami  
2007, New York Jets  
2008, Buffalo, Detroit, New Orleans

**Johnnie Barnes (WR)**

9th Round – 1992, San Diego  
1992-94, San Diego  
1995, Pittsburgh

**Courtney Bridget Jr. (DB)**

Free Agent – 2014, Washington  
2014, Washington

**Jamal Brooks (LB)**

Free Agent – 2000, New Orleans  
2000-03, Dallas  
2006, St. Louis

**Justin Brown (WR)**

Free Agent – 2009, Arizona  
2009, Arizona

**Vernon Bryant (DT)**

Free Agent – 2008, St. Louis

**Tom Casey (TB-DB)**

1948, New York Yankees

**Ataveus Cash (WR)**

Free Agent – 2002, New York Jets  
2002, New York Jets  
2003, New York Giants  
2006-07, Washington

**Travis Coleman (DB)**

Free Agent, 2002 – Chicago  
2002, Chicago

**Dennis Conley (OL)**

Free Agent – 2009, Chicago  
2009, Chicago

**Antico Dalton (LB)**

6th Round – 1999, Minnesota  
1999, Minnesota

**Marcus Dixon (DE)**

Free Agent – 2008, Dallas  
2008-09, Dallas  
2010-12, New York Jets  
2013, Kansas City  
2014, Tennessee

**Reggie Doss (DE-DT)**

7th Round – 1978, Los Angeles Rams  
1978-86, Los Angeles Rams

**Justin Durant (LB)**

2nd Round – 2007, Jacksonville  
2007-10, Jacksonville  
2011-12, Detroit  
2013-14, Dallas  
2015-pres., Atlanta

**Kenrick Ellis (DT)**

3rd Round – 2011, New York Jets  
2011-14, New York Jets  
2015, New York Giants  
2016-pres., Minnesota

**Isaac Hilton (DE)**

7th Round – 2004, New York Giants

**Mike Jenkins (WR)**

Free Agent – 1997, Cincinnati  
1997, Cincinnati

**Onrea Jones (WR)**

2009-10, Arizona  
2011, Chicago

**Kendall Langford (DE)**

3rd Round – 2008, Miami  
2008-11, Miami  
2012-14, St. Louis  
2015-pres., Indianapolis

**David Legree (QB)**

Free Agent – 2012, Indianapolis  
2012, Indianapolis

**Emerson Martin (OG)**

Free Agent – 1995, Carolina  
1995, Carolina

**Jerome Mathis (WR)**

4th Round – 2005, Houston  
2005-07, Houston  
2008, Washington

**Nevin McCaskill (DT)**

Free Agent – 2008, Green Bay  
2008, Green Bay  
2009-10, Tennessee  
2011, Pittsburgh  
2012, Washington

**Carl Painter (RB)**

6th Round – 1988, Detroit  
1988-89, Detroit

**Brandon Peguese (LB)**

Free Agent – 2011, Philadelphia  
2011, Philadelphia  
2012, Indianapolis

**Micah Pellerin (DB)**

Free Agent – 2012, Indianapolis  
2012, Indianapolis  
2013, Dallas  
2013-14, Tennessee  
2015, Cleveland

**Ike Readon (NT)**

10th Round – 1986, Kansas City  
1986, Kansas City  
1987, Miami

**Lucien Reeberg (OT)**

19th Round – 1963, Detroit  
1963, Detroit

**Mike Robinson (DB)**

Free Agent – 1996, Green Bay  
1996, Green Bay

**Steven Robinson (RB)**

Free Agent – 2011, Cincinnati  
2011, Cincinnati

**Donovan Rose (DB)**

Free Agent – 1980, Kansas City  
1980, Kansas City  
1986-87, Miami

**Greg Scott (DE)**

7th Round – 2002, Washington  
2002, Washington  
2003, Cincinnati

**Ricardo Silva (DB)**

Free Agent – 2011, Detroit  
2011-12, Detroit  
2013, Carolina

**Torin Smith (DE)**

Free Agent – 1987, New York Giants  
1987, New York Giants

**Zuriel Smith (WR)**

6th Round – 2003, Dallas  
2003, Dallas

**Cordell Taylor (DB)**

2nd round – 1998, Jacksonville  
1998, Jacksonville

**Jason Thomas (OG)**

7th Round – 2000, San Diego  
2000, San Diego  
2001-02, Baltimore  
2006-07, Buffalo

**Terrence Warren (WR)**

5th Round – 1993, Seattle  
1993-94, Seattle  
1995, San Francisco  
1995, Jacksonville

**Daryell Walker (DE)**





Free Agent – 2013, Philadelphia  
2013, Philadelphia

**Torian White (OT)**

Free Agent – 2016, Oakland  
2016-pres., Oakland

## PIRATES IN THE NFL DRAFT

Year	Round	Pick	Player	Name	Team	Position	Year	Round	Pick	Player	Name	Team	Position
2011	3	30	94	Kenrick Ellis	Jets	DT	1996	6	1	168	Hugh Hunter	Jets	DE
2008	3	3	66	Kendall Langford	Dolphins	DE	1995	7	25	233	Corey Swinson	Dolphins	DT
2007	2	16	48	Justin Durant	Jaguars	LB	1993	5	2	114	Terrence Warren	Seahawks	WR
2005	4	13	114	Jerome Mathis	Texans	WR	1992	9	7	231	Johnnie Barnes	Chargers	WR
2004	7	52	253	Isaac Hilton	Giants	DE	1988	6	5	142	Carl Painter	Lions	RB
2003	6	13	186	Zuriel Smith	Cowboys	WR	1986	10	8	257	Ike Readon	Chiefs	DT
2002	7	23	234	Gregory Scott	Redskins	DE	1978	7	23	189	Reggie Doss	Rams	DE
2000	7	16	222	Jason Thomas	Chargers	G	1968	7	23	188	Anthony Edwards	Colts	RB
1999	6	30	199	Antico Dalton	Vikings	DE		10	24	270	Edward Tomlin	Colts	RB
1998	2	27	57	Cordell Taylor	Jaguars	DB	1963	19	12	264	Lucien Reeberg	Lions	T



(Row 1, L to R) Chris Baker (DE), Brandon Peguese (LB), Courtney Bridget Jr. (DB), Carl Painter (RB) (Row 2, L to R) Ataveus Cash (WR), Darian Barnes (FB), Donovan Rose (DB), Kenrick Ellis (DT) (Row 3, L to R) Greg Scott (DE), Jason Thomas (OG), Johnnie Barnes (WR), Kendall Langford (DE) (Row 4, L to R) Jerome Mathis, (WR), Micah Pellerin (DB), Reggie Doss (DE-DT), Ricardo Silva (DB) (Row 5) Travis Coleman (DB)





UNDER ARMOUR.

---


HAMPTON FOOTBALL WEARS THE FASTEST, MOST  
FEROCIOUS FOOTWEAR, UNIFORMS, AND TRAINING GEAR  
EVER MADE, DESIGNED AND ENGINEERED BY UNDER ARMOUR.

---

**UA.COM**



# 2016 FOOTBALL SCHEDULE



DATE	OPPONENT	SITE	TIME/RESULTS
September 3	Old Dominion	Norfolk, VA	TBA
<b>September 10</b>	<b>William &amp; Mary</b>	<b>Hampton, VA</b>	<b>6:00 pm</b>
September 17	Howard* Battle of the Real HU	Washington, DC RFK Stadium	3:30 pm
September 29	North Carolina A&T*	Greensboro, NC	7:30 pm
October 8	Delaware State*	Dover, DE	2:00 pm
<b>October 15</b>	<b>Morgan State*</b> Homecoming	<b>Hampton, VA</b>	<b>2:00 pm</b>
October 22	Florida A&M*	Tallahassee, FL	3:00 pm
<b>October 29</b>	<b>South Carolina State*</b>	<b>Hampton, VA</b>	<b>1:00 pm</b>
<b>November 12</b>	<b>Savannah State*</b>	<b>Hampton, VA</b>	<b>1:00 pm</b>
<b>November 19</b>	<b>Norfolk State*</b> Battle of the Bay	<b>Hampton, VA</b>	<b>1:00 pm</b>
November 26	Coastal Carolina	Conway, SC	TBA

\* Denote Mid-Eastern Athletic Conference games.  
Times are subject to change.  
All time are Eastern Standard Times.